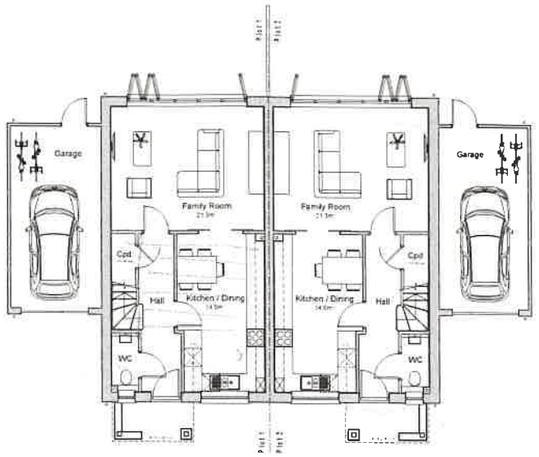

1 GROUND FLOOR PLAN
SCALE 1:100 @ A1

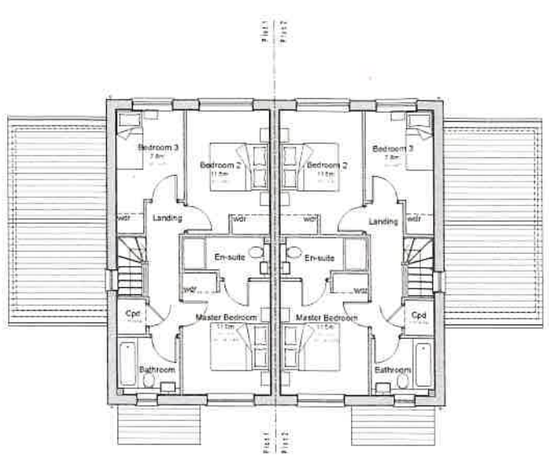

2 FIRST FLOOR PLAN
SCALE 1:100 @ A1

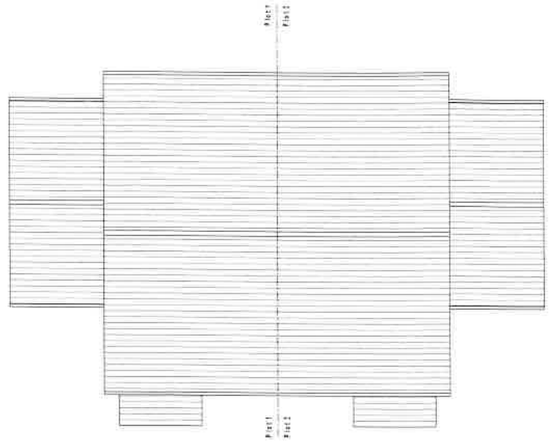

3 ROOF PLAN
SCALE 1:100 @ A1



4 FRONT (NORTH) ELEVATION
SCALE 1:100 @ A1

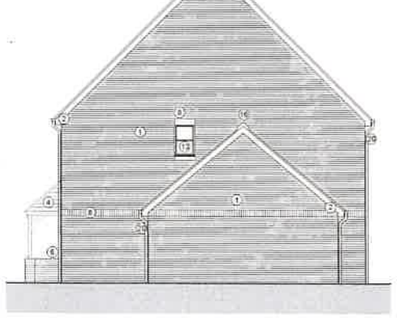

5 SIDE (WEST) ELEVATION (PLOT 2)
SCALE 1:100 @ A1



6 REAR (SOUTH) ELEVATION
SCALE 1:100 @ A1

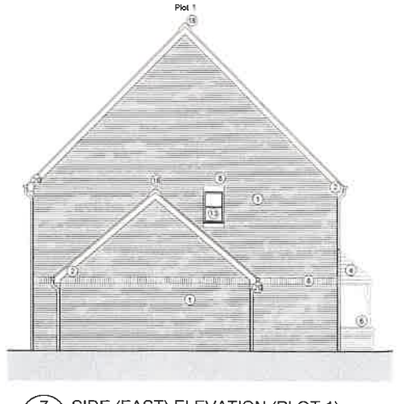

7 SIDE (EAST) ELEVATION (PLOT 1)
SCALE 1:100 @ A1

© ECE Architecture Limited. No others are to be scaled from drawing except for the purposes of Planning Applications. The contractor should check all dimensions on site. It is the contractor's responsibility to ensure compliance with Building Regulations.

BRICK SOLDIER COURSE = WARNHAM RED
BRICKS = BYLAND MIXTURE
ROOF TILES = SLATE
WINDOWS = ANTHRACITE
ANTHRACITE GREY
PAINT =
FASCIA & SOFFITS = ANTHRACITE
GARAGE DOOR = ANTHRACITE

CDM 2015 Health & Safety Information

This information relates only to 'Significant Hazards' identified on this drawing and is to be read in conjunction with the Designer's Hazard Register

Plots	Size	Area
1 & 2	3b / 5p House	98.1 sqm / 1,055.9 sqft GIA [to finishes] Ground Floor - 49.07sqm First Floor - 49.07sqm [including staircase]
3	3b / 5p House	107.2 sqm / 1,153.8 6 sqft GIA [to finishes] Ground Floor - 53.6sqm First Floor - 53.6sqm [including staircase]
4	3b / 5p House	98.1sqm / 1,055.9sqft GIA [to finishes] Ground Floor - 49.07sqm First Floor - 49.07sqm [including staircase]
5	3b / 5p House	98.1sqm / 1,055.9sqft GIA [to finishes] Ground Floor - 49.07sqm First Floor - 49.07sqm [including staircase]
6	2b / 4p House	88.7sqm / 954.75sqft GIA [to finishes] Ground Floor - 44.8sqm First Floor - 43.9sqm [including staircase]
7	3b / 5p House	103.1sqm / 1,109.7 sqft GIA [to finishes] Ground Floor - 52.0sqm First Floor - 51.1sqm [including staircase]
8	3b / 5p House	102.2sqm / 1,100.0 sqft GIA [to finishes] Ground Floor - 51.1sqm First Floor - 51.1sqm [including staircase]
9	2b / 4p House	87.8sqm / 945.0 sqft GIA [to finishes] Ground Floor - 43.9sqm First Floor - 43.9sqm [including staircase]
10	3b / 5p House	100.4sqm / 1,020.69 sqft GIA [to finishes] Ground Floor - 50.2sqm First Floor - 50.2sqm [including staircase]
11	4b / 6p House	122.7 sqm / 1,320.7 sqft GIA [to finishes] Ground Floor - 62.7sqm First Floor - 60.6sqm [including staircase]
12	3b / 5p House	103.1sqm / 1,109.7sqft GIA [to finishes] Ground Floor - 52.0sqm First Floor - 51.1sqm [including stair]

Materials Key

1. Facing red multi brickwork
2. Timber fascias, eaves and soffits (Painted White)
3. Slate roof tiles with matching ridge tiles
4. Timber post canopy with tile roof covering and lead flashing
5. Clay tile-hanging
6. Stone copping to canopy entrance
7. Stone work detail
8. Brick solider course and corbelling (in red multi facing brick)
9. Tile corbelling
10. Stone cill and lintel
11. Bay window (RAL 7039) with tile roof covering and lead flashing
12. Cant facing brick cill (in red multi facing brick)
13. Casement windows (RAL 7039)
14. Contemporary timber external door with frosted glass side panel
15. Contemporary sliding garage door
16. Slate ridge tile to match roof
17. Decorative lead flashing
18. Folding sliding glass doors (RAL 7039)
19. Timber Featherboard fence 1.8m high
20. UPVC rainwater pipes and gutters (Black)
21. White render finish
22. Decorative club tile detail
23. Frosted glazing

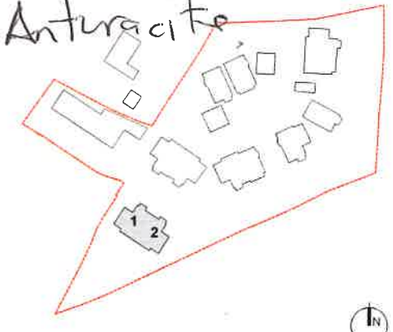

Key Site Plan

Rev	Date	Revison Details	Dr	Ch
A	28.07.20	Planning Issue	CC	PJ

London: 76 Great Suffolk Street, London, SE1 0BL
T 0207 928 2773 E london@ecearchitecture.com
Sussex: Brooklyn Chambers, 11 Goring Road, Worthing, West Sussex, BN12 4AP
T 01903 248777 E sussex@ecearchitecture.com
Bristol: Westworks, Colston Tower, Colston Street, Bristol, BS1 4XE
T 0117 214 1101 E bristol@ecewestworks.com
ECE Architecture
www.ecearchitecture.com

Client's Name
West Street Investments Ltd

Job Title
Blakers Yard, Dial Post

Drawing Title
Plots 1 & 2
Floor Plans & Elevations

Scale
1:100 @ A1 / 1:200 @ A3
metres 2 4 6 8 10

Drawn	Checked	Date
CC	PJ	28.07.20

Job No	Drawing No	Rev
6823	(PL) 010	A

Status
APPROVAL

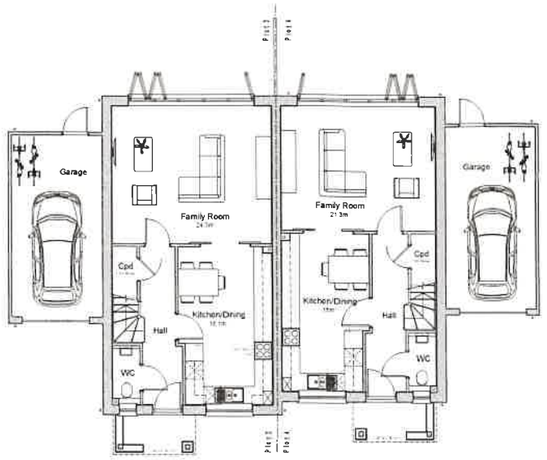

1 GROUND FLOOR PLAN
SCALE 1:100 @ A1

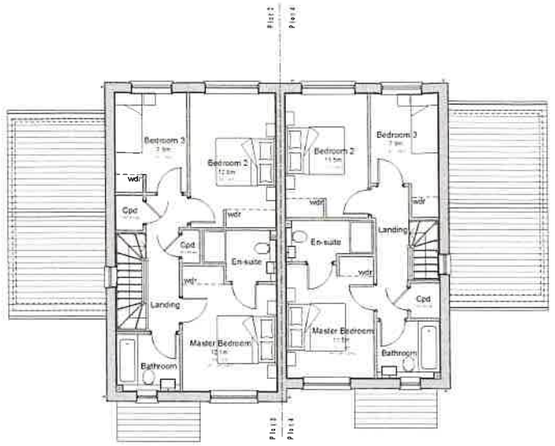

2 FIRST FLOOR PLAN
SCALE 1:100 @ A1

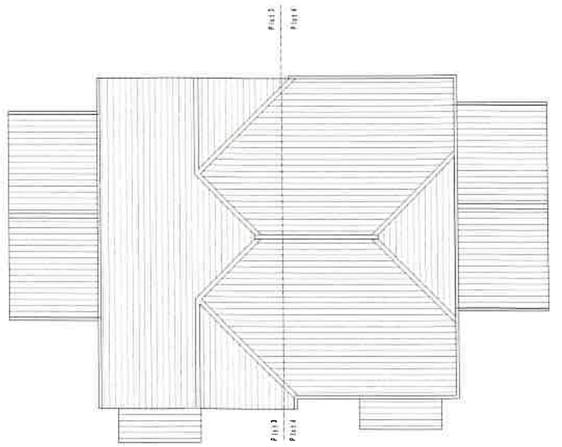

3 ROOF PLAN
SCALE 1:100 @ A1



4 FRONT (SOUTH) ELEVATION
SCALE 1:100 @ A1

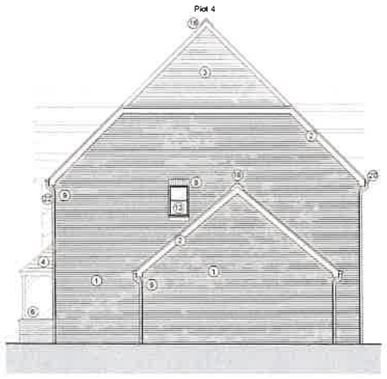

5 SIDE (EAST) ELEVATION (PLOT 4)
SCALE 1:100 @ A1



6 REAR (NORTH) ELEVATION
SCALE 1:100 @ A1

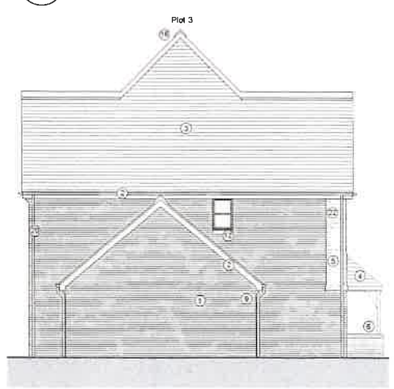

7 SIDE (WEST) ELEVATION (PLOT 3)
SCALE 1:100 @ A1

Bricks → Old Rydale.
Render → monocouched silver-pearl colour.
Anthracite windows →
Anthracite garage doors
Slate Roof

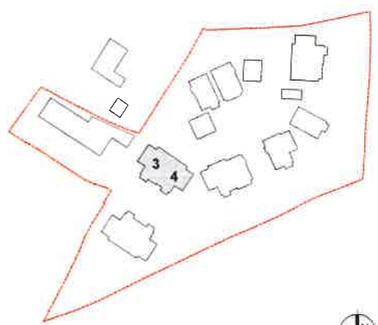

Key Site Plan

CDM 2015 Health & Safety Information

This information relates only to 'Significant Hazards' identified on this drawing and is to be read in conjunction with the Designer's Hazard Register

Plots	Size	Area
1 & 2	3b / 5p House	98.1 sqm / 1,055.9 sqft GIA [to finishes] Ground Floor - 49.07sqm First Floor - 49.07sqm [including staircase]
3	3b / 5p House	107.2 sqm / 1,153.8 6 sqft GIA [to finishes] Ground Floor - 53.6sqm First Floor - 53.6sqm [including staircase]
4	3b / 5p House	98.1sqm / 1,055.9sqft GIA [to finishes] Ground Floor - 49.07sqm First Floor - 49.07sqm [including staircase]
5	3b / 5p House	98.1sqm / 1,055.9sqft GIA [to finishes] Ground Floor - 49.07sqm First Floor - 49.07sqm [including staircase]
6	2b / 4p House	88.7sqm / 954.75sqft GIA [to finishes] Ground Floor - 44.8sqm First Floor - 43.9sqm [including staircase]
7	3b / 5p House	103.1sqm / 1,109.7 sqft GIA [to finishes] Ground Floor - 52.0sqm First Floor - 51.1sqm [including staircase]
8	3b / 5p House	102.2sqm / 1,100.0 sqft GIA [to finishes] Ground Floor - 51.1sqm First Floor - 51.1sqm [including staircase]
9	2b / 4p House	87.8sqm / 945.0 sqft GIA [to finishes] Ground Floor - 43.9sqm First Floor - 43.9sqm [including staircase]
10	3b / 5p House	100.4sqm / 1,020.69 sqft GIA [to finishes] Ground Floor - 50.2sqm First Floor - 50.2sqm [including staircase]
11	4b / 6p House	122.7 sqm / 1,320.7 sqft GIA [to finishes] Ground Floor - 62.7sqm First Floor - 60.6sqm [including staircase]
12	3b / 5p House	103.1sqm / 1,109.7sqft GIA [to finishes] Ground Floor - 52.0sqm First Floor - 51.1sqm [including stair]

Materials Key

1. Facing red multi brickwork
2. Timber fascias, eaves and soffits (Painted White)
3. Slate roof tiles with matching ridge tiles
4. Timber post canopy with tile roof covering and lead flashing
5. Clay tile-hanging
6. Stone capping to canopy entrance
7. Stone work detail
8. Brick solider course and corbelling (in red multi facing brick)
9. Tile corbelling
10. Stone cill and lintel
11. Bay window (RAL 7039) with tile roof covering and lead flashing
12. Cant facing brick cill (in red multi facing brick)
13. Casement windows (RAL 7039)
14. Contemporary timber external door with frosted glass side panel
15. Contemporary sliding garage door
16. Slate ridge tile to match roof
17. Decorative lead flashing
18. Folding sliding glass doors (RAL 7039)
19. Timber Featherboard fence 1.8m high
20. UPVC rainwater pipes and gutters (Black)
21. White render finish
22. Decorative club tile detail
16. Frosted glazing

Rev	Date	Revision Details	Dr	Ch
A	28.07.20	Planning Issue	CC	PJ

London: 70 Great Suffolk Street, London, SE1 0BL
T 0207 928 2773 E london@ecearchitecture.com
Sussex: Brooklyn Chambers, 11 Goring Road, Worthing, West Sussex, BN12 4AP
T 01903 248777 E sussex@ecearchitecture.com
Bristol: Westworks, Colston Tower, Colston Street, Bristol, BS1 4XE
T 0117 214 1101 E bristol@ecewestworks.com
ECE Architecture
www.ecearchitecture.com

Client's Name
West Street Investments Ltd

Job Title
Blakers Yard, Dial Post

Drawing Title
Plots 3 & 4
Floor Plans & Elevations

Scale
1:100 @ A1 / 1:200 @ A3

metres 0 2 4 6 8 10

Drawn	Checked	Date
CC	PJ	28.07.20

Job No	Drawing No	Rev
6823	(PL) 011	A

Status
APPROVAL

CAD File date: 28/07/2020 11:15:42 F:\23 Completed Housetypes\Plot 3 & 4.dwg

© ECE Architecture Limited. No dimensions to be scaled from drawing except for the purposes of Planning Applications. The contractor should check all dimensions on site. It is the contractors responsibility to ensure compliance with Building Regulations.

Composite front doors
Black

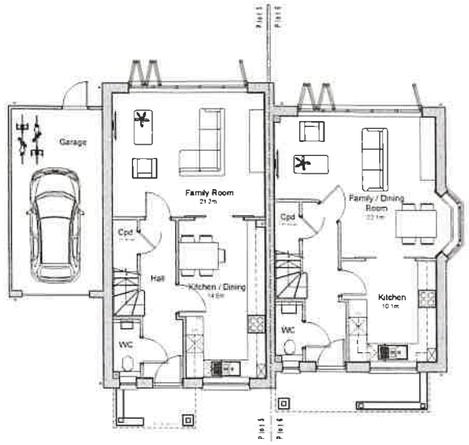

1 GROUND FLOOR PLAN
SCALE 1:100 @ A1

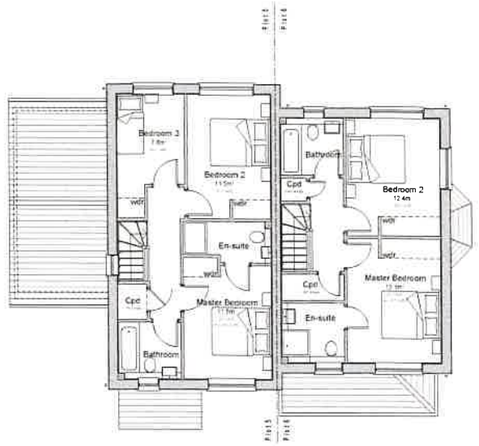

2 FIRST FLOOR PLAN
SCALE 1:100 @ A1

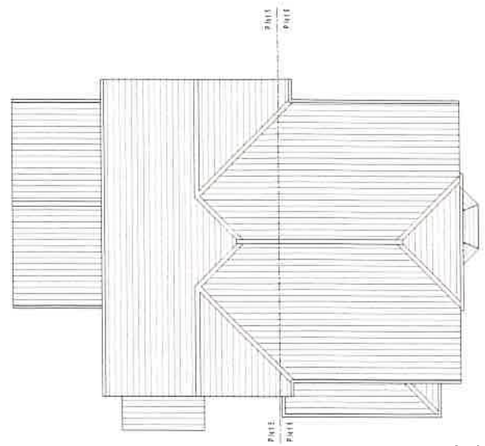

3 ROOF PLAN
SCALE 1:100 @ A1

Soldier course
Warnham Red
Bricks = Ibstock Ashdale Multi
Byland mixture

Roof = Slates
Anthracite

Tile hanging = Redland
antique
plain tiles



4 FRONT (SOUTH) ELEVATION
SCALE 1:100 @ A1

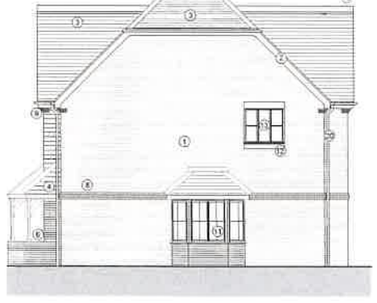

5 SIDE (EAST) ELEVATION (PLOT 6)
SCALE 1:100 @ A1

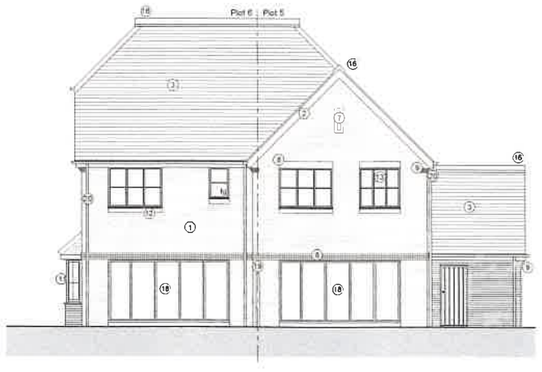

6 REAR (NORTH) ELEVATION
SCALE 1:100 @ A1

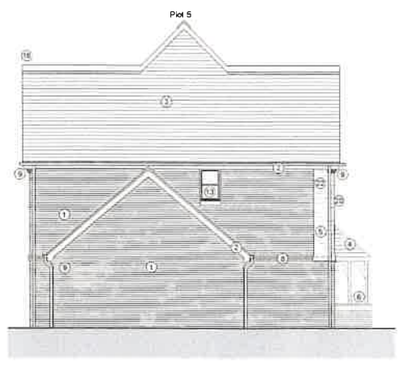

7 SIDE (WEST) ELEVATION (PLOT 5)
SCALE 1:100 @ A1



8 GROUND FLOOR PLAN
SCALE 1:100 @ A1



9 ROOF PLAN
SCALE 1:100 @ A1

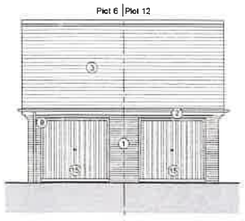

10 FRONT (EAST) ELEVATION
SCALE 1:100 @ A1

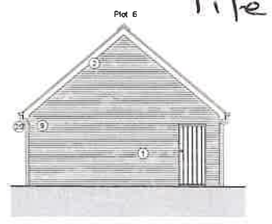

11 SIDE (SOUTH) ELEVATION
SCALE 1:100 @ A1

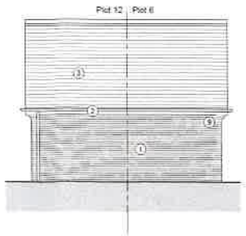

12 REAR (WEST) ELEVATION
SCALE 1:100 @ A1

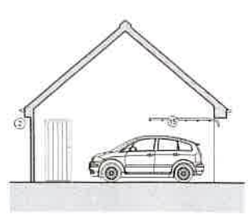

13 TYPICAL SECTION
SCALE 1:100 @ A1

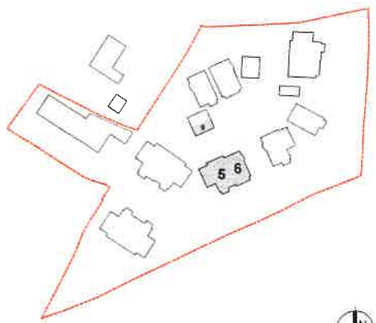

Key Site Plan

CDM 2015 Health & Safety Information

This information relates only to 'Significant Hazards' identified on this drawing and is to be read in conjunction with the Designer's Hazard Register.

Plots	Size	Area
1 & 2	3b / 5p House	98.1 sqm / 1,055.9 sqft GIA [to finishes] Ground Floor - 49.07sqm First Floor - 49.07sqm [including staircase]
3	3b / 5p House	107.2 sqm / 1,153.8.6 sqft GIA [to finishes] Ground Floor - 53.6sqm First Floor - 53.6sqm [including staircase]
4	3b / 5p House	98.1sqm / 1,055.9sqft GIA [to finishes] Ground Floor - 49.07sqm First Floor - 49.07sqm [including staircase]
5	3b / 5p House	98.1sqm / 1,055.9sqft GIA [to finishes] Ground Floor - 49.07sqm First Floor - 49.07sqm [including staircase]
6	2b / 4p House	88.7sqm / 954.7sqft GIA [to finishes] Ground Floor - 44.8sqm First Floor - 43.9sqm [including staircase]
7	3b / 5p House	103.1sqm / 1,109.7 sqft GIA [to finishes] Ground Floor - 52.0sqm First Floor - 51.1sqm [including staircase]
8	3b / 5p House	102.2sqm / 1,100.0 sqft GIA [to finishes] Ground Floor - 51.1sqm First Floor - 51.1sqm [including staircase]
9	2b / 4p House	87.6sqm / 943.0 sqft GIA [to finishes] Ground Floor - 43.9sqm First Floor - 43.9sqm [including staircase]
10	3b / 5p House	100.4sqm / 1,020.69 sqft GIA [to finishes] Ground Floor - 50.2sqm First Floor - 50.2sqm [including staircase]
11	4b / 6p House	122.7 sqm / 1,320.7 sqft GIA [to finishes] Ground Floor - 62.7sqm First Floor - 60.6sqm [including staircase]
12	3b / 5p House	103.1sqm / 1,109.7sqft GIA [to finishes] Ground Floor - 52.0sqm First Floor - 51.1sqm [including stair]

Materials Key

1. Facing red multi brickwork
2. Timber fascias, eaves and soffits (Painted White)
3. Slate roof tiles with matching ridge tiles
4. Timber post canopy with tile roof covering and lead flashing
5. Clay tile-hanging
6. Stone copping to canopy entrance
7. Stone work detail
8. Brick solider course and corbelling (in red multi facing brick)
9. Tile corbelling
10. Stone cill and lintel
11. Bay window (RAL 7039) with tile roof covering and lead flashing
12. Cant facing brick cill (in red multi facing brick)
13. Casement windows (RAL 7039)
14. Contemporary timber external door with frosted glass side panel
15. Contemporary sliding garage door
16. Slate ridge tile to match roof
17. Decorative lead flashing
18. Folding sliding glass doors (RAL 7039)
19. Timber Featherboard fence 1.8m high
20. UPVC rainwater pipes and gutters (Black)
21. White rendor finish
22. Decorative club tile detail
23. Frosted glazing

Rev	Date	Revision Details	Dr	Ch
A	28.07.20	Planning Issue	CC	PJ

London: 76 Great Suffolk Street, London, SE1 0BL
T 0207 928 2773 E london@ecearchitecture.com
Sussex: Brooklyn Chambers, 11 Goring Road, Worthing, West Sussex, BN12 4AP
T 01903 248777 E sussex@ecearchitecture.com
Bristol: Westworks, Colston Tower, Colston Street, Bristol, BS1 4XE
T 0117 214 1101 E bristol@ecewestworks.com
ECE Architecture
www.ecearchitecture.com

Client's Name
West Street Investments Ltd

Job Title
Blakers Yard, Dial Post

Drawing Title
Plots 5 & 6
Floor Plans & Elevations

Scale
1:100 @ A1 / 1:200 @ A3

metres 2 4 6 8 10

Drawn	Checked	Date
CC	PJ	28.07.20

Job No	Drawing No	Rev
6823	(PL) 012	A

Status
APPROVAL

© ECE Architecture Limited. No dimensions to be scaled from drawing except for the purposes of Planning Applications. The contractor should check all dimensions on site. It is the contractors responsibility to ensure compliance with Building Regulations.

All Rainwater goods
Black uPVC.



1 GROUND FLOOR PLAN
SCALE 1:100 @ A1

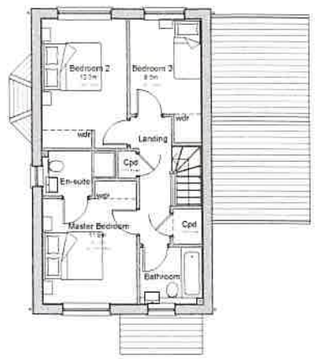

2 FIRST FLOOR PLAN
SCALE 1:100 @ A1

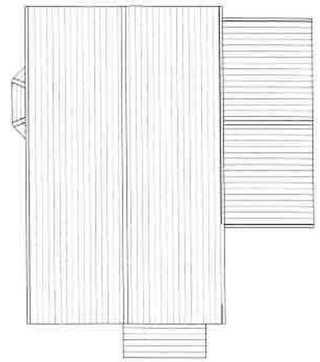

3 ROOF PLAN
SCALE 1:100 @ A1



4 FRONT (SOUTH) ELEVATION
SCALE 1:100 @ A1

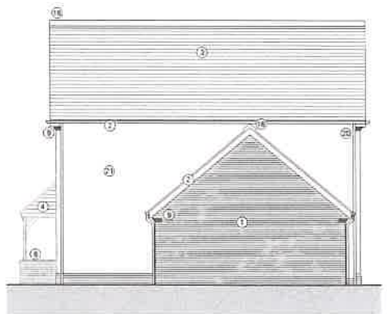

5 SIDE (EAST) ELEVATION
SCALE 1:100 @ A1



6 REAR (NORTH) ELEVATION
SCALE 1:100 @ A1



7 SIDE (WEST) ELEVATION
SCALE 1:100 @ A1

Bricks = Old Ryedale.
Roofs = silverpearl monocoache
Slate roof tiles
Anthracite windows garage door fascias

CDM 2015 Health & Safety Information

This information relates only to 'Significant Hazards' identified on this drawing and is to be read in conjunction with the Designer's Hazard Register.

Plots	Size	Area
1 & 2	3b / 5p House	98.1 sqm / 1,055.9 sqft GIA [to finishes] Ground Floor - 49.07sqm First Floor - 49.07sqm [including staircase]
3	3b / 5p House	107.2 sqm / 1,153.8.6 sqft GIA [to finishes] Ground Floor - 53.6sqm First Floor - 53.6sqm [including staircase]
4	3b / 5p House	98.1sqm / 1,055.9sqft GIA [to finishes] Ground Floor - 49.07sqm First Floor - 49.07sqm [including staircase]
5	3b / 5p House	98.1sqm / 1,055.9sqft GIA [to finishes] Ground Floor - 49.07sqm First Floor - 49.07sqm [including staircase]
6	2b / 4p House	89.7sqm / 954.75sqft GIA [to finishes] Ground Floor - 44.8sqm First Floor - 43.9sqm [including staircase]
7	3b / 5p House	103.1sqm / 1,109.7 sqft GIA [to finishes] Ground Floor - 52.0sqm First Floor - 51.1sqm [including staircase]
8	3b / 5p House	102.2sqm / 1,100.0 sqft GIA [to finishes] Ground Floor - 51.1sqm First Floor - 51.1sqm [including staircase]
9	2b / 4p House	87.6sqm / 945.0 sqft GIA [to finishes] Ground Floor - 43.9sqm First Floor - 43.9sqm [including staircase]
10	3b / 5p House	100.4sqm / 1,020.69 sqft GIA [to finishes] Ground Floor - 50.2sqm First Floor - 50.2sqm [including staircase]
11	4b / 6p House	122.7 sqm / 1,320.7 sqft GIA [to finishes] Ground Floor - 62.7sqm First Floor - 60.6sqm [including staircase]
12	3b / 5p House	103.1sqm / 1,109.7sqft GIA [to finishes] Ground Floor - 52.0sqm First Floor - 51.1sqm [including stair]

Materials Key

1. Facing red multi brickwork
2. Timber fascias, eaves and soffits (Painted White)
3. Slate roof tiles with matching ridge tiles
4. Timber post canopy with tile roof covering and lead flashing
5. Clay tile-hanging
6. Stone copping to canopy entrance
7. Stone work detail
8. Brick solider course and corbelling (in red multi facing brick)
9. Tile corbelling
10. Stone cill and lintel
11. Bay window (RAL 7039) with tile roof covering and lead flashing
12. Cant facing brick cill (in red multi facing brick)
13. Casement windows (RAL 7039)
14. Contemporary timber external door with frosted glass side panel
15. Contemporary sliding garage door
16. Slate ridge tile to match roof
17. Decorative lead flashing
18. Folding sliding glass doors (RAL 7039)
19. Timber Featherboard fence 1.8m high
20. UPVC rainwater pipes and gutters (Black)
21. White render finish
22. Decorative club tile detail
23. Frosted glazing

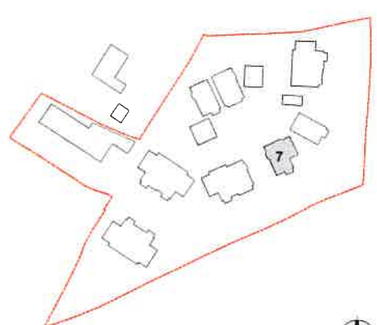

Key Site Plan

Rev	Date	Revision Details	Dr	Ch
A	28.07.20	Planning Issue	CC	PJ

London: 76 Great Suffolk Street, London, SE1 0BL
T 0207 928 2773 E london@ecearchitecture.com
Sussex: Brooklyn Chambers, 11 Goring Road, Worthing, West Sussex, BN12 4AP
T 01903 248777 E sussex@ecearchitecture.com
Bristol: Westworks, Colston Tower, Colston Street, Bristol, BS1 4XE
T 0117 214 1101 E bristol@ecewestworks.com
ECE Architecture
www.ecearchitecture.com

Client's Name
West Street Investments Ltd

Job Title
Blakers Yard, Dial Post

Drawing Title
Plot 7
Floor Plans & Elevations

Scale
1:100 @ A1 / 1:200 @ A3

metres 2 4 6 8 10

Drawn	Checked	Date
CC	PJ	28.07.20

Job No	Drawing No	Rev
6823	(PL) 013	A

Status
APPROVAL

CAD File: 28072020 - 14:13:07 6823 plot 7 revised house types - Ext 1.dwg

© ECE Architecture Limited. No dimensions to be scaled from drawing except for the purposes of Planning Applications. The contractor should check all dimensions on site. It is the contractors responsibility to ensure compliance with Building Regulations

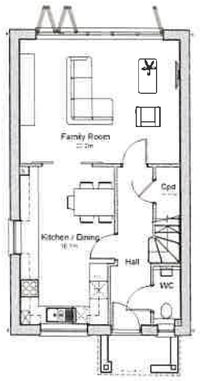

1 GROUND FLOOR PLAN
SCALE 1:100 @ A1

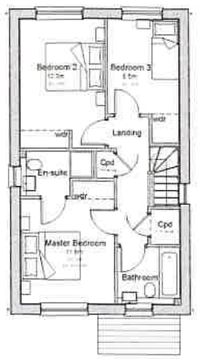

2 FIRST FLOOR PLAN
SCALE 1:100 @ A1



3 ROOF PLAN
SCALE 1:100 @ A1

Bricks = Byland Mixture
Slate Roof
Anthracite w/dows / fascias etc
Front top section returned 1.0m
Antique Redland Plain Tile

CDM 2015 Health & Safety Information

This information relates only to 'Significant Hazards' identified on this drawing and is to be read in conjunction with the Designer's Hazard Register.

Plots	Size	Area
1 & 2	3b / 5p House	98.1 sqm / 1,055.9 sqft GIA [to finishes] Ground Floor - 49.07sqm First Floor - 49.07sqm [including staircase]
3	3b / 5p House	107.2 sqm / 1,153.8.6 sqft GIA [to finishes] Ground Floor - 53.6sqm First Floor - 53.6sqm [including staircase]
4	3b / 5p House	98.1sqm / 1,055.9sqft GIA [to finishes] Ground Floor - 49.07sqm First Floor - 49.07sqm [including staircase]
5	3b / 5p House	98.1sqm / 1,055.9sqft GIA [to finishes] Ground Floor - 49.07sqm First Floor - 49.07sqm [including staircase]
6	2b / 4p House	88.7sqm / 954.75sqft GIA [to finishes] Ground Floor - 44.8sqm First Floor - 43.9sqm [including staircase]
7	3b / 5p House	103.1sqm / 1,109.7 sqft GIA [to finishes] Ground Floor - 52.0sqm First Floor - 51.1sqm [including staircase]
8	3b / 5p House	102.2sqm / 1,100.0 sqft GIA [to finishes] Ground Floor - 51.1sqm First Floor - 51.1sqm [including staircase]
9	2b / 4p House	87.8sqm / 945.0 sqft GIA [to finishes] Ground Floor - 43.9sqm First Floor - 43.9sqm [including staircase]
10	3b / 5p House	100.4sqm / 1,020.69 sqft GIA [to finishes] Ground Floor - 50.2sqm First Floor - 50.2sqm [including staircase]
11	4b / 6p House	122.7 sqm / 1,320.7 sqft GIA [to finishes] Ground Floor - 62.7sqm First Floor - 60.6sqm [including staircase]
12	3b / 5p House	103.1sqm / 1,109.7sqft GIA [to finishes] Ground Floor - 52.0sqm First Floor - 51.1sqm [including stair]

Materials Key

1. Facing red multi brickwork
2. Timber fascias, eaves and soffits (Painted White)
3. Slate roof tiles with matching ridge tiles
4. Timber post canopy with tile roof covering and lead flashing
5. Clay tile-hanging
6. Stone copping to canopy entrance
7. Stone work detail
8. Brick solider course and corbelling (in red multi facing brick)
9. Tile corbelling
10. Stone cill and lintel
11. Bay window (RAL 7039) with tile roof covering and lead flashing
12. Cant facing brick cill (in red multi facing brick)
13. Casement windows (RAL 7039)
14. Contemporary timber external door with frosted glass side panel
15. Contemporary sliding garage door
16. Slate ridge tile to match roof
17. Decorative lead flashing
18. Folding sliding glass doors (RAL 7039)
19. Timber Featherboard fence 1.8m high
20. UPVC rainwater pipes and gutters (Black)
21. White render finish
22. Decorative club tile detail

15. Frosted glazing



4 FRONT (EAST) ELEVATION
SCALE 1:100 @ A1

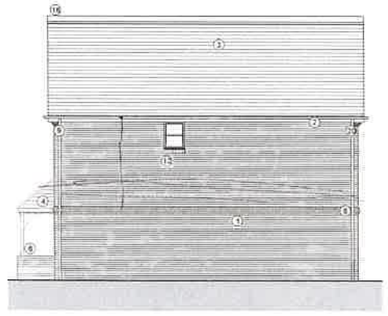

5 SIDE (NORTH) ELEVATION
SCALE 1:100 @ A1



6 REAR (WEST) ELEVATION
SCALE 1:100 @ A1

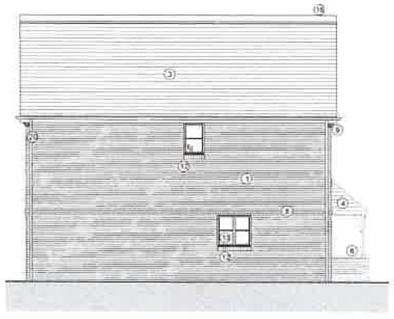

7 SIDE (SOUTH) ELEVATION
SCALE 1:100 @ A1

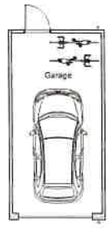

8 GROUND FLOOR PLAN
SCALE 1:100 @ A1



9 ROOF PLAN
SCALE 1:100 @ A1



10 FRONT (EAST) ELEVATION
SCALE 1:100 @ A1

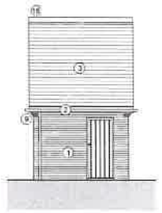

11 REAR (WEST) ELEVATION
SCALE 1:100 @ A1

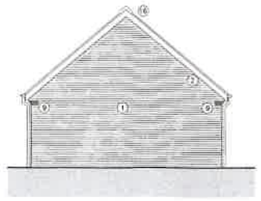

12 SIDE ELEVATION
SCALE 1:100 @ A1

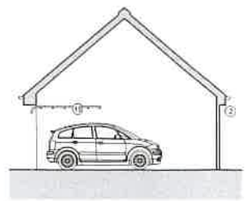

13 TYPICAL SECTION
SCALE 1:100 @ A1

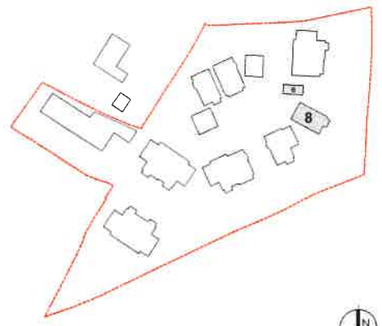

Key Site Plan

Rev	Date	Revision Details	Dr	Ch
A	28.07.20	Planning Issue	CC	PJ

ECE Architecture
London: 76 Great Suffolk Street, London, SE1 0BL
T 0207 928 2773 E london@ecearchitecture.com
Sussex: Brooklyn Chambers, 11 Goring Road, Worthing, West Sussex, BN12 4AP
T 01903 248777 E sussex@ecearchitecture.com
Bristol: Westworks, Colston Tower, Colston Street, Bristol, BS1 4XE
T 0117 214 1101 E bristol@ecearchitecture.com
www.ecearchitecture.com

Client's Name
West Street Investments Ltd

Job Title
Blakers Yard, Dial Post

Drawing Title
Plot 8
Floor Plans & Elevations

Scale
1:100 @ A1 / 1:200 @ A3

metres 2 4 6 8 10

Drawn	Checked	Date
CC	PJ	28.07.20

Job No	Drawing No	Rev
6823	(PL) 014	A

Status
APPROVAL

CAD Plot date: 28/07/2020 - 14:16:58 6823 pl proposed house types - plot 8.dwg

© ECE Architecture Limited. No dimensions to be scaled from drawing except for the purposes of Planning Applications. The contractor should check all dimensions on site. It is the contractor's responsibility to ensure compliance with Building Regulations.

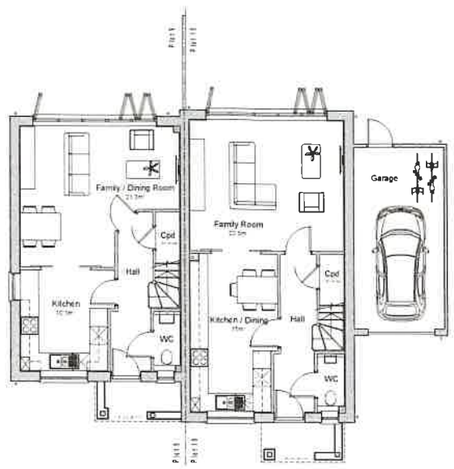

1 GROUND FLOOR PLAN
SCALE 1:100 @ A1



2 FIRST FLOOR PLAN
SCALE 1:100 @ A1

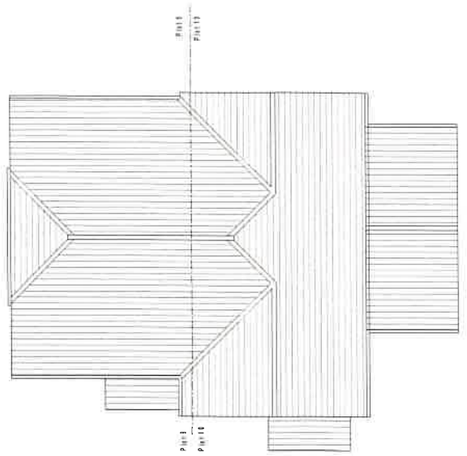

3 ROOF PLAN
SCALE 1:100 @ A1



4 FRONT (EAST) ELEVATION
SCALE 1:100 @ A1

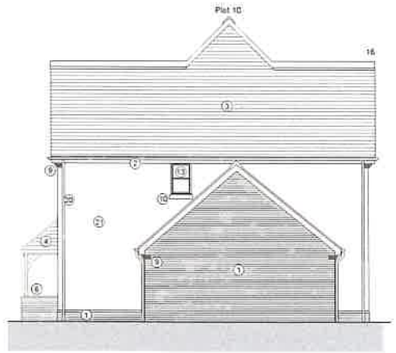

5 SIDE (NORTH) ELEVATION
SCALE 1:100 @ A1



6 REAR (WEST) ELEVATION
SCALE 1:100 @ A1

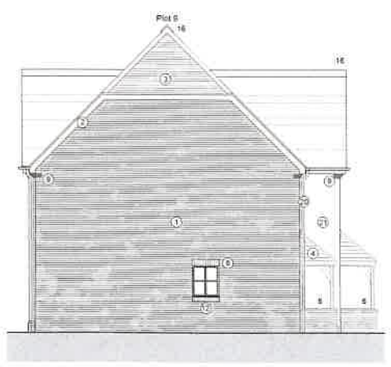

7 SIDE (SOUTH) ELEVATION
SCALE 1:100 @ A1

© ECE Architecture Limited. No dimensions to be scaled from drawing except for the purposes of Planning Applications. The contractor should check all dimensions on site. It is the contractor's responsibility to ensure compliance with Building Regulations.

Bricks = Old Rydale.
Roof = Slates
Windows = anthracite grey
Rendering = Silver Pearl.

CDM 2015 Health & Safety Information

This information relates only to 'Significant Hazards' identified on this drawing and is to be read in conjunction with the Designer's Hazard Register

Plots	Size	Area
1 & 2	3b / 5p House	98.1 sqm / 1,055.9 sqft GIA [to finishes] Ground Floor - 49.07sqm First Floor - 49.07sqm [including staircase]
3	3b / 5p House	107.2 sqm / 1,153.8 6 sqft GIA [to finishes] Ground Floor - 53.6sqm First Floor - 53.6sqm [including staircase]
4	3b / 5p House	98.1sqm / 1,055.9sqft GIA [to finishes] Ground Floor - 49.07sqm First Floor - 49.07sqm [including staircase]
5	3b / 5p House	98.1sqm / 1,055.9sqft GIA [to finishes] Ground Floor - 49.07sqm First Floor - 49.07sqm [including staircase]
6	2b / 4p House	88.7sqm / 954.75sqft GIA [to finishes] Ground Floor - 44.8sqm First Floor - 43.9sqm [including staircase]
7	3b / 5p House	103.1sqm / 1,109.7 sqft GIA [to finishes] Ground Floor - 52.0sqm First Floor - 51.1sqm [including staircase]
8	3b / 5p House	102.2sqm / 1,100.0 sqft GIA [to finishes] Ground Floor - 51.1sqm First Floor - 51.1sqm [including staircase]
9	2b / 4p House	87.8sqm / 945.0 sqft GIA [to finishes] Ground Floor - 43.8sqm First Floor - 43.9sqm [including staircase]
10	3b / 5p House	100.4sqm / 1,080.69 sqft GIA [to finishes] Ground Floor - 50.2sqm First Floor - 50.2sqm [including staircase]
11	4b / 6p House	121.9 sqm / 1,312.1 sqft GIA [to finishes] Ground Floor - 61.3sqm First Floor - 60.6sqm [including staircase]
12	3b / 5p House	103.1sqm / 1,109.7sqft GIA [to finishes] Ground Floor - 52.0sqm First Floor - 51.1sqm [including stair]

Materials Key

1. Facing red multi brickwork
2. Timber fascias, eaves and soffits (Painted White)
3. Slate roof tiles with matching ridge tiles
4. Timber post canopy with tile roof covering and lead flashing
5. Clay tile-hanging
6. Stone copping to canopy entrance
7. Stone work detail
8. Brick soldier course and corbelling (in red multi facing brick)
9. Tile corbelling
10. Stone cill and lintel
11. Bay window (RAL 7039) with tile roof covering and lead flashing
12. Cant facing brick cill (in red multi facing brick)
13. Casement windows (RAL 7039)
14. Contemporary timber external door with frosted glass side panel
15. Contemporary sliding garage door
16. Slate ridge tile to match roof
17. Decorative lead flashing
18. Folding sliding glass doors (RAL 7039)
19. Timber Featherboard fence 1.8m high
20. UPVC rainwater pipes and gutters (Black)
21. White render finish
22. Decorative club tile detail
23. Frosted glazing

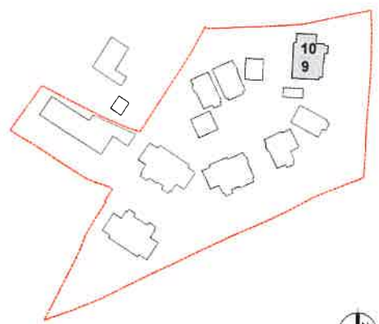

Key Site Plan

Rev	Date	Revision Details	Dr	Ch
A	28.07.20	Planning Issue	CC	PJ

London: 76 Great Suffolk Street, London, SE1 0BL
T 0207 928 2773 E london@ecearchitecture.com
Sussex: Brooklyn Chambers, 11 Goring Road, Worthing, West Sussex, BN12 4AP
T 01903 248777 E sussex@ecearchitecture.com
Bristol: Westworks, Colston Tower, Colston Street, Bristol, BS1 4XE
T 0117 214 1101 E bristol@ecewestworks.com
ECE Architecture
www.ecearchitecture.com

Client's Name
West Street Investments Ltd

Job Title
Blakers Yard, Dial Post

Drawing Title
Plots 9 & 10
Floor Plans & Elevations

Scale
1:100 @ A1 / 1:200 @ A3
metres 2 4 6 8 10

Drawn	Checked	Date
CC	PJ	28.07.20

Job No	Drawing No	Rev
6823	(PL) 015	A

Status
APPROVAL

CAD File date: 28/07/2020 - 10:01:19 6823 pl preconstruction layouts - plots 9 & 10.dwg

Bricks = Old Hyde dale

Slate Roof

Anthracite everywhere

Mono couch Silver Pearl.

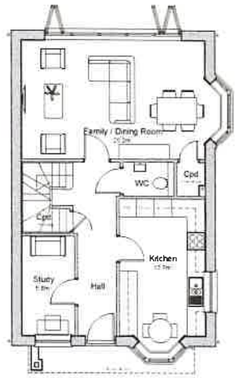

1 GROUND FLOOR PLAN
SCALE 1:100 @ A1

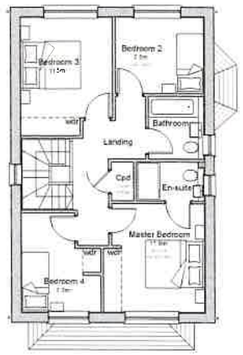

2 FIRST FLOOR PLAN
SCALE 1:100 @ A1

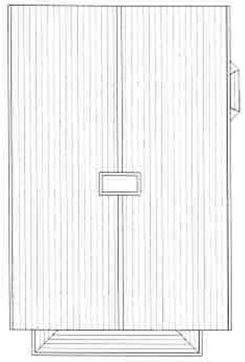

3 ROOF PLAN
SCALE 1:100 @ A1



4 FRONT (SOUTH) ELEVATION
SCALE 1:100 @ A1

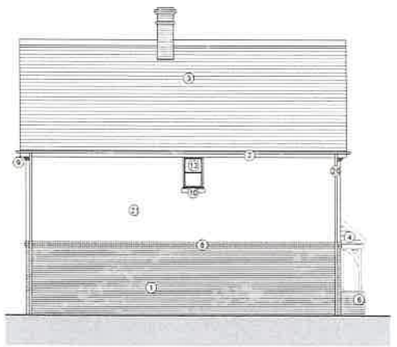

5 SIDE (WEST) ELEVATION
SCALE 1:100 @ A1



6 REAR (NORTH) ELEVATION
SCALE 1:100 @ A1

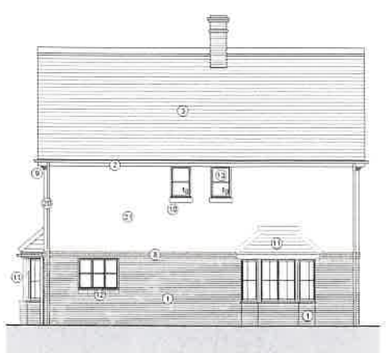

7 SIDE (EAST) ELEVATION
SCALE 1:100 @ A1

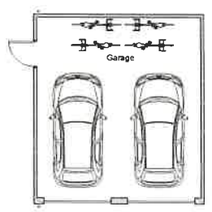

8 GROUND FLOOR PLAN
SCALE 1:100 @ A1



9 ROOF PLAN
SCALE 1:100 @ A1



10 FRONT (SOUTH) ELEVATION
SCALE 1:100 @ A1



11 SIDE (WEST) ELEVATION
SCALE 1:100 @ A1



12 TYPICAL SECTION
SCALE 1:100 @ A1

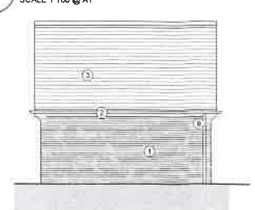

13 REAR (NORTH) ELEVATION
SCALE 1:100 @ A1

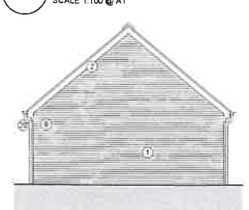

14 SIDE (EAST) ELEVATION
SCALE 1:100 @ A1

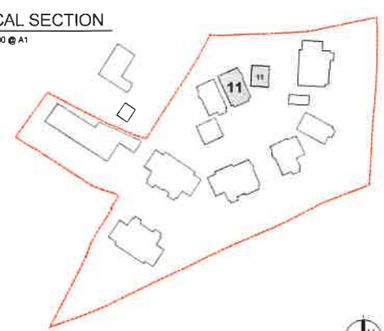

Key Site Plan

CDM 2015 Health & Safety Information

This information relates only to 'Significant Hazards' identified on this drawing and is to be read in conjunction with the Designer's Hazard Register

Plots	Size	Area
1 & 2	3b / 5p House	98.1 sqm / 1,055.9 sqft GIA [to finishes] Ground Floor - 49.07sqm First Floor - 49.07sqm [including staircase]
3	3b / 5p House	107.2 sqm / 1,153.8 6 sqft GIA [to finishes] Ground Floor - 53.6sqm First Floor - 53.6sqm [including staircase]
4	3b / 5p House	98.1sqm / 1,055.9sqft GIA [to finishes] Ground Floor - 49.07sqm First Floor - 49.07sqm [including staircase]
5	3b / 5p House	98.1sqm / 1,055.9sqft GIA [to finishes] Ground Floor - 49.07sqm First Floor - 49.07sqm [including staircase]
6	2b / 4p House	88.7sqm / 954.75sqft GIA [to finishes] Ground Floor - 44.8sqm First Floor - 43.9sqm [including staircase]
7	3b / 5p House	103.1sqm / 1,109.7 sqft GIA [to finishes] Ground Floor - 52.0sqm First Floor - 51.1sqm [including staircase]
8	3b / 5p House	102.2sqm / 1,100.0 sqft GIA [to finishes] Ground Floor - 51.1sqm First Floor - 51.1sqm [including staircase]
9	2b / 4p House	87.6sqm / 945.0 sqft GIA [to finishes] Ground Floor - 43.9sqm First Floor - 43.9sqm [including staircase]
10	3b / 5p House	100.4sqm / 1,020.60 sqft GIA [to finishes] Ground Floor - 50.2sqm First Floor - 50.2sqm [including staircase]
11	4b / 6p House	122.7 sqm / 1,320.7 sqft GIA [to finishes] Ground Floor - 62.7sqm First Floor - 60.6sqm [including staircase]
12	3b / 5p House	103.1sqm / 1,109.7sqft GIA [to finishes] Ground Floor - 52.0sqm First Floor - 51.1sqm [including stair]

Materials Key

1. Facing red multi brickwork
2. Timber fascias, eaves and soffits (Painted White)
3. Slate roof tiles with matching ridge tiles
4. Timber post canopy with tile roof covering and lead flashing
5. Clay tile-hanging
6. Stone copping to canopy entrance
7. Stone work detail
8. Brick solider course and corbelling (in red multi facing brick)
9. Tile corbelling
10. Stone cill and lintel
11. Bay window (RAL 7039) with tile roof covering and lead flashing
12. Cant facing brick cill (in red multi facing brick)
13. Casement windows (RAL 7039)
14. Contemporary timber external door with frosted glass side panel
15. Contemporary sliding garage door
16. Slate ridge tile to match roof
17. Decorative lead flashing
18. Folding sliding glass doors (RAL 7039)
19. Timber Featherboard fence 1.8m high
20. UPVC rainwater pipes and gutters (Black)
21. White render finish
22. Decorative club tile detail

fg. Frosted glazing

Rev	Date	Revision Details	Dr	Ch
B	12.03.21	Chimney added as requested by planners	CC	PJ
A	28.07.20	Planning Issue	CC	PJ

London: 76 Great Suffolk Street, London, SE1 0BL
T 0207 928 2773 E london@ecearchitecture.com
Sussex: Brooklyn Chambers, 11 Goring Road, Worthing, West Sussex, BN12 4AP
T 01903 248777 E sussex@ecearchitecture.com
Bristol: Westworks, Colston Tower, Colston Street, Bristol, BS1 4XE
T 0117 214 1101 E bristol@ecewestworks.com
ECE Architecture
www.ecearchitecture.com

Client's Name
West Street Investments Ltd

Job Title
Blakers Yard, Dial Post

Drawing Title
Plot 11
Floor Plans & Elevations

Scale
1:100 @ A1 / 1:200 @ A3

metres 0 2 4 6 8 10

Drawn	Checked	Date
CC	PJ	28.07.20

Job No	Drawing No	Rev
6823	(PL) 016	B

Status
APPROVAL

CAD Plot date: 12/03/2021 - 12:06:26 6823 pl proposed house types (pl) 11.dwg

© ECE Architecture Limited. No dimensions to be scaled from drawing except for the purposes of Planning Applications. The contractor should check all dimensions on site. It is the contractor's responsibility to ensure compliance with Building Regulations.

Bricks = Byland Mixture
Roof = Slates
Antracite everywhere
Tile hanging to front
Antique Redland Plain Tile
Returned 1.0M.

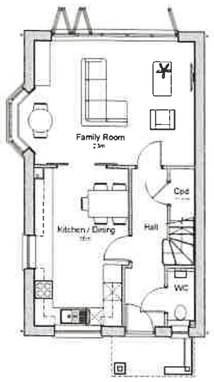

1 GROUND FLOOR PLAN
SCALE 1:100 @ A1



2 FIRST FLOOR PLAN
SCALE 1:100 @ A1

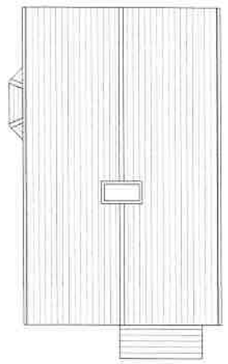

3 ROOF PLAN
SCALE 1:100 @ A1



4 FRONT (SOUTH) ELEVATION
SCALE 1:100 @ A1

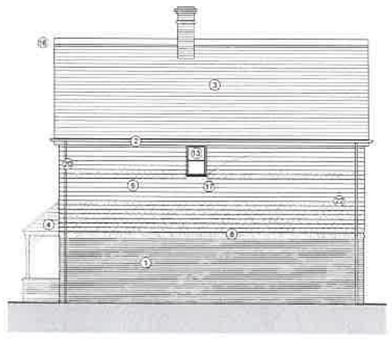

5 SIDE (EAST) ELEVATION
SCALE 1:100 @ A1



6 REAR (NORTH) ELEVATION
SCALE 1:100 @ A1



7 SIDE (WEST) ELEVATION
SCALE 1:100 @ A1

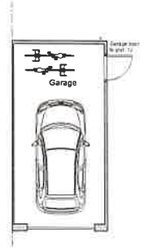

8 GROUND FLOOR PLAN
SCALE 1:100 @ A1



9 ROOF PLAN
SCALE 1:100 @ A1

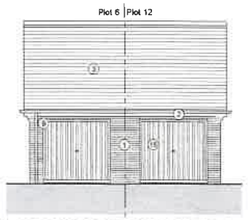

10 FRONT (EAST) ELEVATION
SCALE 1:100 @ A1

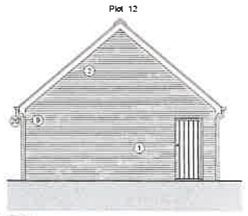

11 SIDE (NORTH) ELEVATION
SCALE 1:100 @ A1

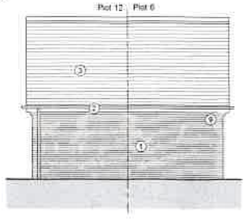

13 REAR (WEST) ELEVATION
SCALE 1:100 @ A1

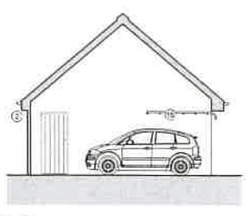

14 TYPICAL SECTION
SCALE 1:100 @ A1

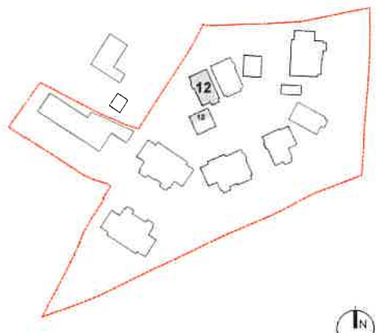

Key Site Plan

CDM 2015 Health & Safety Information

This information relates only to 'Significant Hazards' identified on this drawing and is to be read in conjunction with the Designer's Hazard Register

Plots	Size	Area
1 & 2	3b / 5p House	98.1 sqm / 1,055.9 sqft GIA [to finishes] Ground Floor - 49.07sqm First Floor - 49.07sqm [including staircase]
3	3b / 5p House	107.2 sqm / 1,153.8 sqft GIA [to finishes] Ground Floor - 53.6sqm First Floor - 53.6sqm [including staircase]
4	3b / 5p House	98.1sqm / 1,055.9sqft GIA [to finishes] Ground Floor - 49.07sqm First Floor - 49.07sqm [including staircase]
5	3b / 5p House	98.1sqm / 1,055.9sqft GIA [to finishes] Ground Floor - 49.07sqm First Floor - 49.07sqm [including staircase]
6	2b / 4p House	88.7sqm / 954.75sqft GIA [to finishes] Ground Floor - 44.8sqm First Floor - 43.9sqm [including staircase]
7	3b / 5p House	103.1sqm / 1,109.7 sqft GIA [to finishes] Ground Floor - 52.0sqm First Floor - 51.1sqm [including staircase]
8	3b / 5p House	102.2sqm / 1,100.0 sqft GIA [to finishes] Ground Floor - 51.1sqm First Floor - 51.1sqm [including staircase]
9	2b / 4p House	87.6sqm / 945.0 sqft GIA [to finishes] Ground Floor - 43.5sqm First Floor - 43.9sqm [including staircase]
10	3b / 5p House	100.4sqm / 1,020.6lb sqft GIA [to finishes] Ground Floor - 50.2sqm First Floor - 50.2sqm [including staircase]
11	4b / 6p House	122.7 sqm / 1,320.7 sqft GIA [to finishes] Ground Floor - 62.7sqm First Floor - 60.6sqm [including staircase]
12	3b / 5p House	103.1sqm / 1,109.7sqft GIA [to finishes] Ground Floor - 52.0sqm First Floor - 51.1sqm [including stair]

Materials Key

1. Facing red multi brickwork
2. Timber fascias, eaves and soffits (Painted White)
3. Slate roof tiles with matching ridge tiles
4. Timber post canopy with tile roof covering and lead flashing
5. Clay tile-hanging
6. Stone capping to canopy entrance
7. Stone work detail
8. Brick solider course and corbelling (in red multi facing brick)
9. Tile corbelling
10. Stone cill and lintel
11. Bay window (RAL 7039) with tile roof covering and lead flashing
12. Cant facing brick cill (in red multi facing brick)
13. Casement windows (RAL 7039)
14. Contemporary timber external door with frosted glass side panel
15. Contemporary sliding garage door
16. Slate ridge tile to match roof
17. Decorative lead flashing
18. Folding sliding glass doors (RAL 7039)
19. Timber Featherboard fence 1.8m high
20. UPVC rainwater pipes and gutters (Black)
21. White render finish
22. Decorative club tile detail
fg. Frosted glazing

Rev	Date	Revision Details	Dr	Ch
B	12.03.21	Chimney added as requested by planners	CC	PJ
A	28.07.20	Planning Issue	CC	PJ

London: 76 Great Suffolk Street, London, SE1 0BL
T 0207 928 2773 E london@ecearchitecture.com
Sussex: Brooklyn Chambers, 11 Goring Road, Worthing, West Sussex, BN12 4AP
T 01903 248777 E sussex@ecearchitecture.com
Bristol: Westworks, Colston Tower, Colston Street, Bristol, BS1 4XE
T 0117 214 1101 E bristol@ecewestworks.com
ECE Architecture
www.ecearchitecture.com

Client's Name
West Street Investments Ltd

Job Title
Blakers Yard, Dial Post

Drawing Title
Plot 12
Floor Plans & Elevations

Scale
1:100 @ A1 / 1:200 @ A3
metres 2 4 6 8 10

Drawn	Checked	Date
CC	PJ	28.07.20

Job No	Drawing No	Rev
6823	(PL) 017	B

Status
APPROVAL

© ECE Architecture Limited. No elements or scale taken from drawing except for the purpose of Planning Applications. The contractor should check all dimensions on site. It is the contractor's responsibility to ensure compliance with Building Regulations.