Elevations

Scale 1:100

Existing

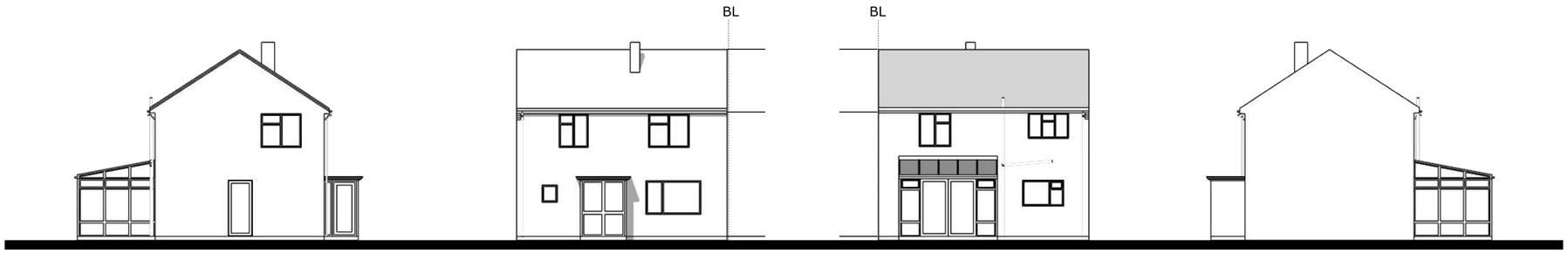

Proposed

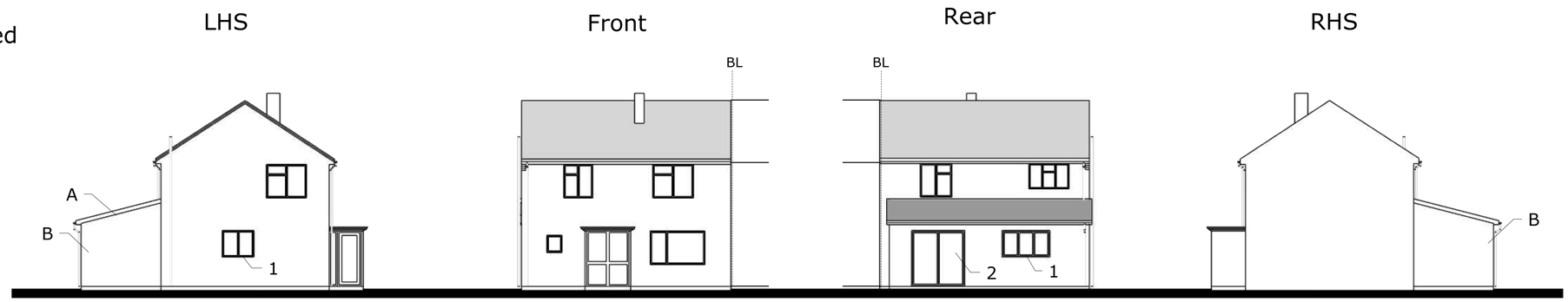

Roof Plans

Scale 1:100

Existing

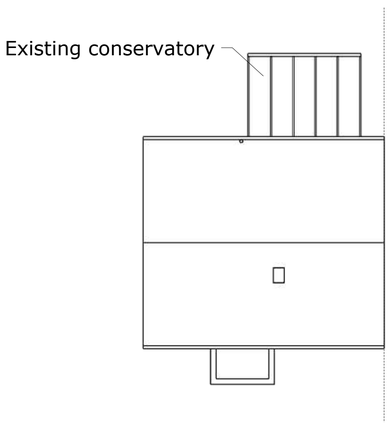

Proposed



Perspective

Do not scale

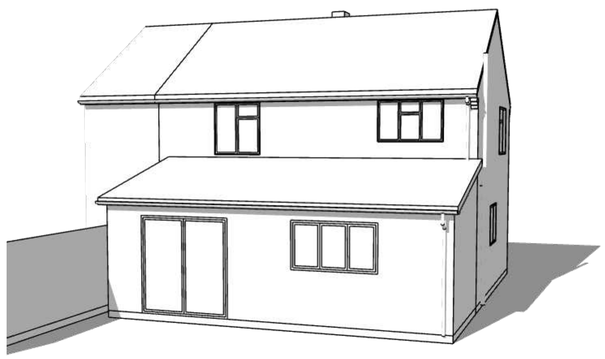

NOTES
DRAWINGS FOR PLANNING PURPOSES ONLY.
ALL DIMENSIONS TO BE TAKEN ON SITE,
PRIOR TO CONSTRUCTION.

NOTES

1. NEW WINDOW
2. NEW PATIO DOORS

MATERIALS

A. MARLEY MENDIP OR SIMILAR
B. BRICKWORK

Scale Bar 1:100

5.00 m

The fenestration, external materials and detailed design of the architectural elements of the proposed extension are sympathetic to the existing dwelling and does not unduly affect the amenities of the adjoining neighbours.

The proposal is to the rear elevation and does not affect the street scene.

The extension does not adversely affect the outlook from windows in neighbouring dwellings.

Materials to be similar in appearance to the existing house.

No balconies or raised platforms

READ IN CONJUNCTION WITH ALL OTHER PROJECT DOCUMENTS-REFER ALL DESCREPENCES AND ERRORS TO THE ARCHITECT/AUTHER,SCALING THIS DRAWING IS PERMITTED EXCEPT FOR CONSTRUCTION PURPOSES-WORK ONLY TO FIGERED DIMENSIONS DURING CONSTRUCTION.NOT AUTHORISED FOR CONSTRUCTION UNLESS SPECIFICALLY STATED.ALL COPYRIGHTS IN THIS DRAWING AND DESIGNS SHOWN THEREIN IS RETAINED-DO NOT REPRODICE WITHOUT CONSENT.

abmbuild
arch-design • build • manage

PAGE DESCRIPTION: Floor Plans
PROJECT STAGE: Planning
PROJECT TITLE: Rear Elevation Single Storey Extension

CLIENT: Robert Ferguson
ADDRESS: 64 Blackbridge Lane, Horsham, RH12 1RX

DATE: 10/10/2024
DRAWN BY CKG

Scale= As shown A1