WIND UP-LIFT RATING REQUIRES THAT ALL ROOFING SCREWS MUST BE FITTED (EVERY SCREW HOLE USED).
FIXING MAY ONLY BE MADE ON THE CROWN OF ROOF SHEETS, NEVER FIX INTO A VALLEY.

SYSTEM	K2 SOLID RAIL
PART	ULTRA LIGHT
DIMENSIONS (mm)	39W x 32H x 3650L

FIXINGS	Solarfastener 8x85/70 - FZD HANGAR BOLT
EDPM GASKET	YES
SCREW LENGTH	85mm
SCREW THREAD	M10x50

PV PANEL	TRINA TSM-455W-NEG9R.28
POWER (W)	455
DIMENSIONS (mm)	1134W x 1762L
PANEL THICKNESS	30mm

END CLAMP

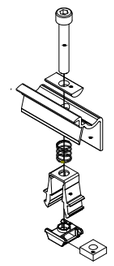

INTER CLAMP

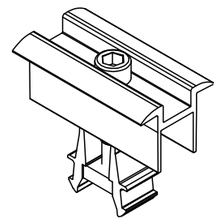

PV ELEVATION DRAWING

- SOLAR PV PANEL TOP SURFACE FINISHES 128MM FROM THE TOP OF THE CORRUGATED SHEET.

ROOF SHEET DETAIL:
SWISSPEARL W146-8
PROFILE: 146.5/48mm
THICKNESS: 6mm

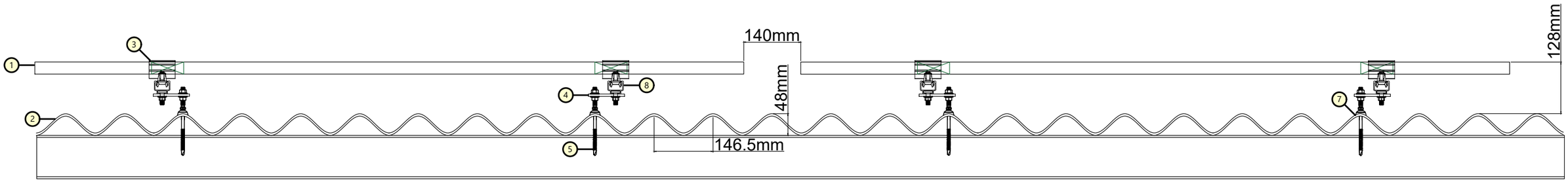

SCALE: 1:10

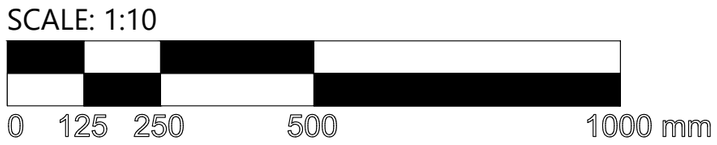

- BUILDEX HEX HEAD SCREW TO BE FITTIED THROUGH ROOF SHEET AND INTO PURLINS. SCREW IS SUITABLE FOR STEEL PURLINS. ENSURE HANGER BOLT THREAD LAYS WITHIN THE STEEL PURLIN MATERIAL.
- PURLIN TO BE THE LOAD BEARER NOT THE ROOF SHEET.

1	PV SOLAR PANEL
2	CORRUGATED ROOF SHEET
3	K2 30-42 UNIVERSAL CLAMP (16Nm)
4	K2 M10 ADAPTER PLATE (35Nm)
5	Solarfastener 8x115/70 - Item No. 2003029
6	K2 T-Bolt 28/15 M10x30 (32Nm)
7	MOUNTING ON CROWN OF SHEET PROFILE ONLY
8	K2 SOLID RAIL ULTRALIGHT

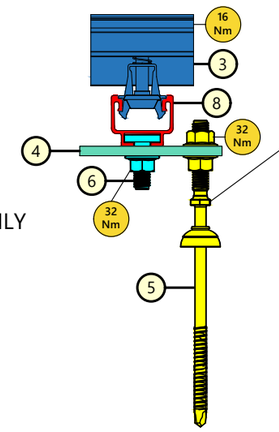

NO TORQUE SETTING FOR BOLT TO PURLIN SEE THE MANUAL AND BELOW FOR HOW GASKET SHOULD SIT TO ENSURE CORRECT TORQUE.

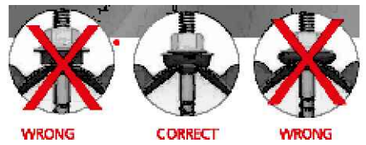

Watt Energy Saver Ltd.
support@wattenergysaver.co.uk
0845 475 7710

REV	DESCRIPTION	DATE
1	REVISED.	13/03/2025
0	ISSUE FOR APPROVAL	27/02/2025

PURPOSE OF ISSUE: FOR APPROVAL
SCALE @A3: 1:10
BIM REFERENCE:
DRAWN: OS
CHECKED:

PROJECT: BRINSBURY COLLEGE

SHEET TITLE: PV MOUNTING PANEL AND CLAMP ELEVATION

DRAWING NO.: WES1478-E-52-01
REVISION: 1