
21:57


ABS
FULL ADJUSTOR
5
4
3
2
1
21:57


HALF ADJUSTOR
4
3
2
1
21:57



Tools/Materials Required (not supplied)

Water Pump Pliers
Spanners
Pencil or Marker Pen
Measuring Tape



Before You Start

Check the pack and make sure you have all the parts listed.
If not, contact the vendor who will be able to help you.
When you are ready to start, make sure that you have the right tools to hand, plenty of space and a clean area for assembly.

Check through bolt connections and tighten if necessary.

WARNING

Do not use or drop any chlorine or chemical related components into the cistern or WC.
Use of such products will :
(a) Result in damage to tank components, and may cause flood and property damage.
(b) Void warranty.

Do not overtighten nuts or tank / bowl may crack

PARTS SUPPLIED



OUTLET VALVE CONTROLS

Find and familiarise yourself with the three controls windown before starting

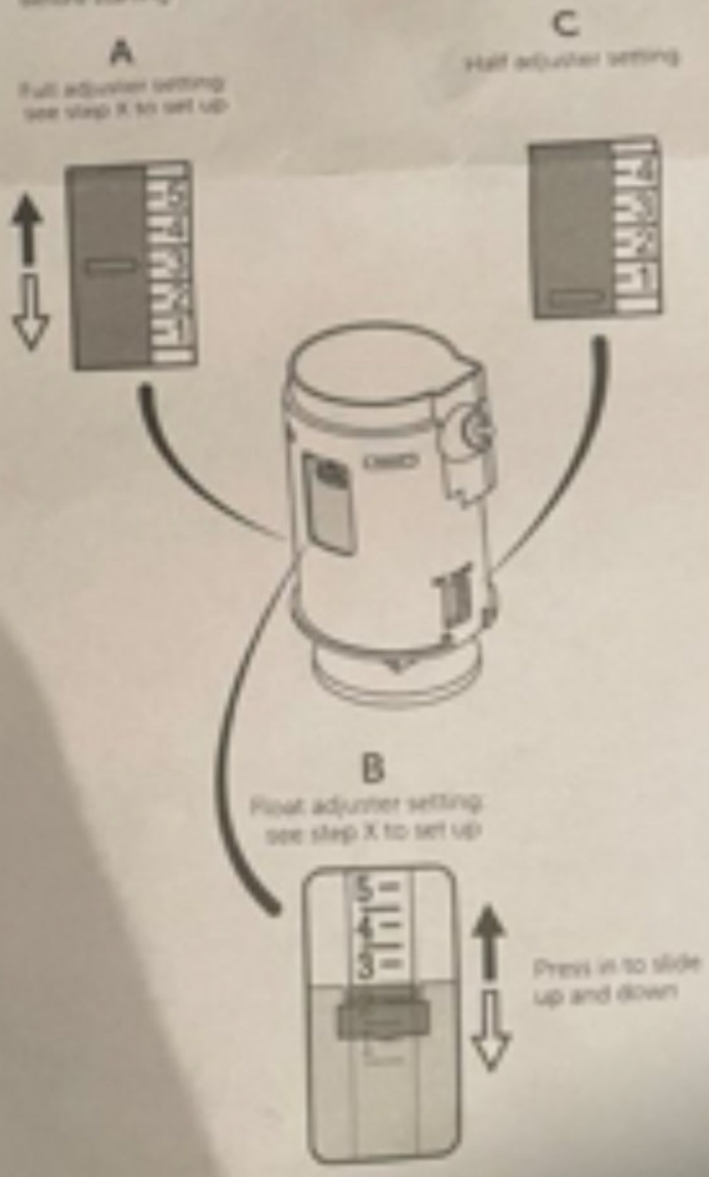

21:57