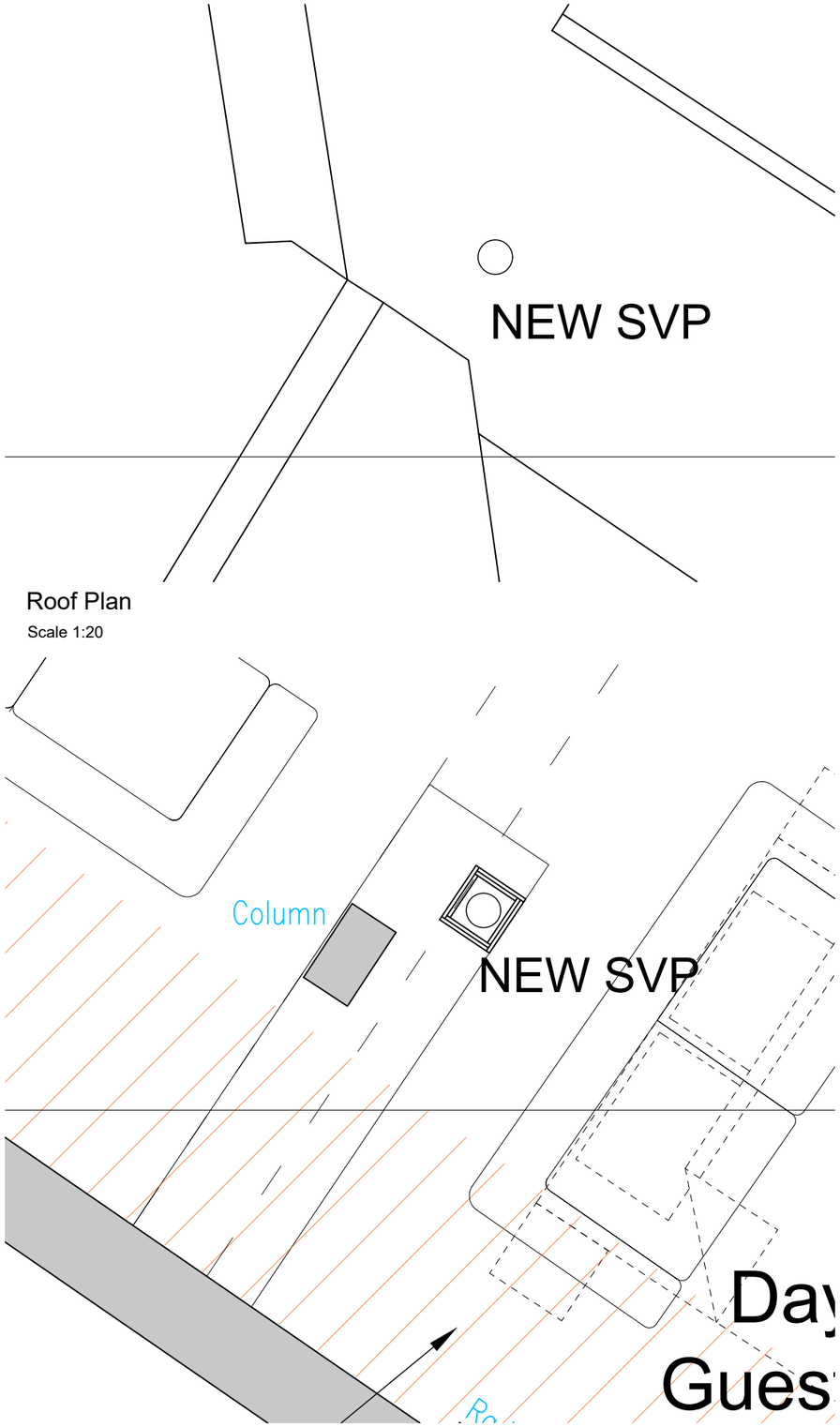

Roof Plan

Scale 1:20

First Floor Plan

Scale 1:20

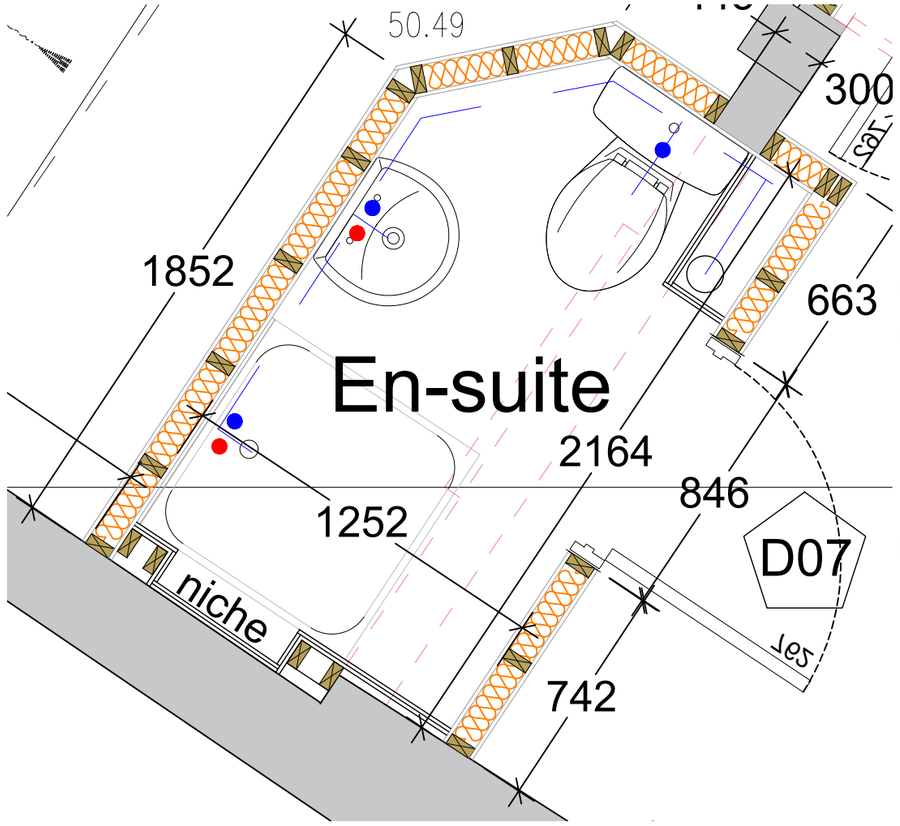

Second Floor Plan

Scale 1:20

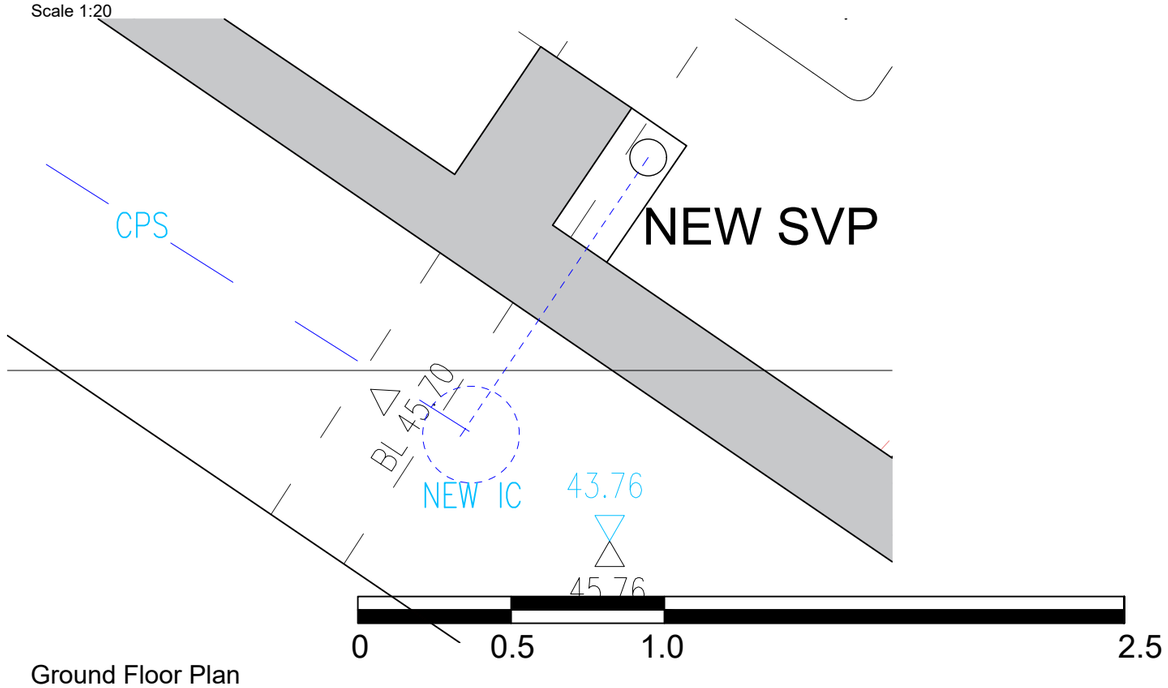

Ground Floor Plan

Scale 1:20

SCALE BAR 1:20

All new drainage to comply with Approved Document H 2015, BS8301:1985

Lowest connection to SVP to be 450mm above the drain invert.

32mm trapped waste to basins. 40mm trapped wastes to sinks. 75mm deep seal traps to wastes on soil and vent pipes (50 to wc)

Provide anti siphon traps where distance to soil and vent pipe is over 1.7m.

Branch waste sizes as follows:

i) WC - min 100dia. with max. 6m run with 9mm/m fall

ii) Washbasins - min 32dia. with max. 1.7m run. Min. 40mm dia. with max.3m run.

Do not scale from this drawing. Figured dimensions only to be taken. Check all dimenions prior to setting out. Report all discrepancies to the Architect.

Revisions

Robin Nugent Architects
Chartered Architects ©
Castle Barn Sedgwick Horsham
West Sussex RH13 6QJ

T: 01403 734858 F: 01403 738368
E: robin@robinnugentarchitects.co.uk
W: www.robinnugentarchitects.co.uk

Client:
Mr and Mrs Lambert

Project:
12 Causeway, Horsham, RH12 1EH

Drawing Title:
New drainage route for proposed en-suite at second floor - see also consented drawings 211-215 for 1:50 scale

Scale:	Date:	Drawn by:
1:20 @ A3	May 25	CLB

Drawing No:	Revision:
24877/334	--

< Original size 60mm - A3 at full size >