This drawing is to be read in conjunction with all other relevant technical information, statutory approvals, specifications and 3rd party information. Please check the scale bar. Use only dimensions provided. All dimensions and levels to be checked on site and all discrepancies must be reported to the drawings author immediately. Responsibility cannot be accepted for alteration and/or deviation from this design without the prior acknowledgement of the drawings author. Any commercial decisions relating to this information must make due allowance for dimensional and area variation resulting from the design development and construction processes as well as the requirements of statutory authorities. This drawing is to be used only for the purposes indicated. This drawing is copyright and the property of Northmill Associates Ltd (NMA) and must not be reproduced without prior written agreement. Any Intellectual Property Rights (IPR) relating to the design(s) described in this drawing belong to the originating designer and, where it is not NMA's design, no credit for the design or IPR is sought by this drawings author.

PLANNING NOTES:

1. Proposals are subject to statutory consents and their related conditions.
2. Proposals are subject to further detailed design (by others).
3. Proposals are based on existing measured data (provided by others).
4. Proposals may be subject to 3rd party agreements, such as party wall agreements, rights of light, access easements and other legal covenants.
5. Proposals may be subject to legal agreements and amendments to existing lease agreements where applicable.

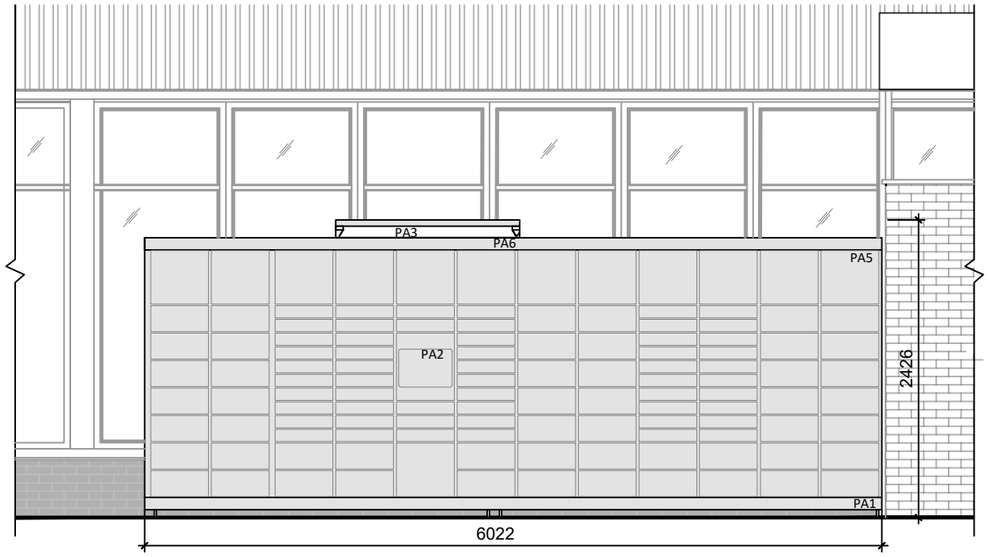

ELEVATION A
SCALE 1:50

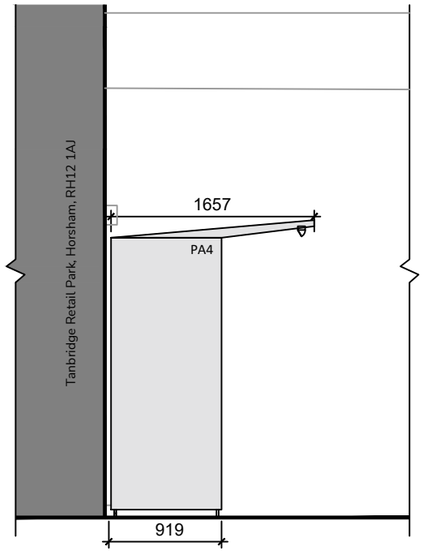

ELEVATION B
SCALE 1:50

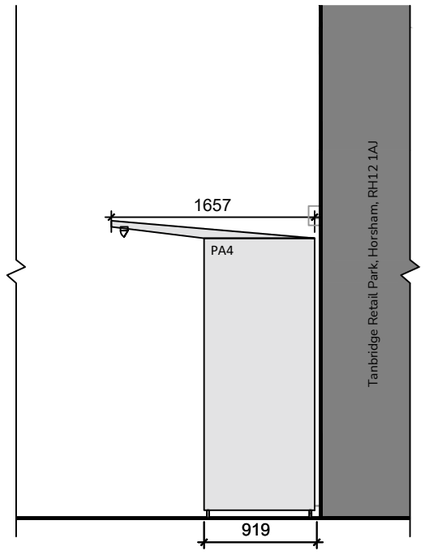

ELEVATION C
SCALE 1:50

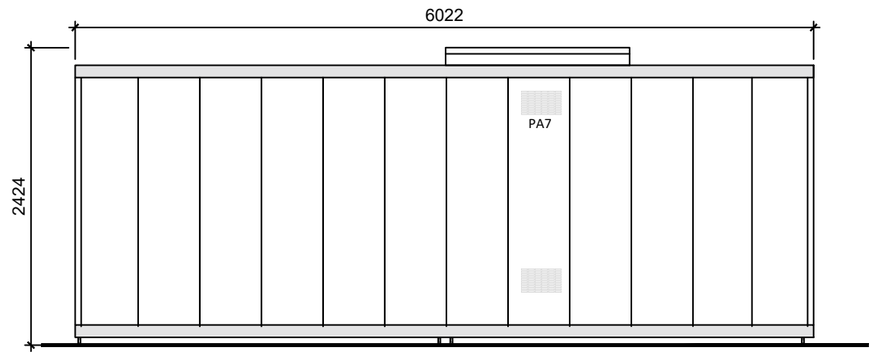

ELEVATION D
SCALE 1:50

FINISHES KEY

Please read proposed drawings and notes in conjunction with the full application package.

PA1 Polymer Concrete Base
Colour: Black

PA2 Vertical Touch Screen
Colour: Black

PA3 Metal Canopy with Integrated Security Camera
Colour: White

PA4 Metal Cladding vinyl wrapped with ORAGUARD 215 Polymeric PVC film
Colour: White

PA5 Metal Face Drawers vinyl wrapped with ORAGUARD 215 Polymeric PVC film
Colour: White

PA6 Metal Clad Downlights
Colour: Dark Grey

PA7 Metal Rear Vent
Colour: Silver

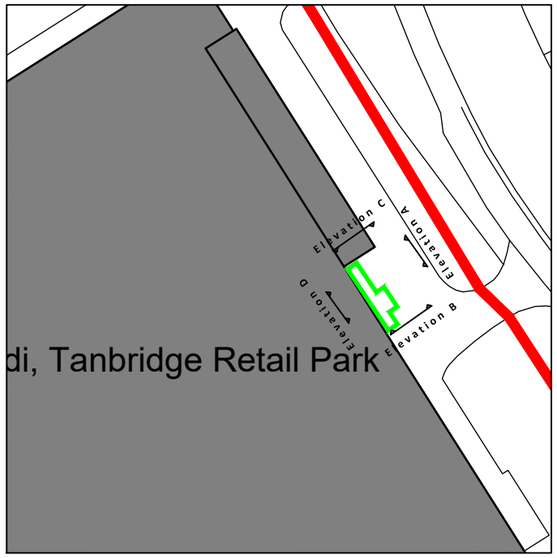

KEY PLAN
SCALE 1:500



PHOTOGRAPH OF PROPOSED ELEVATION A

0m 1 2 3 4 5

Scale - 1:50

Rev	Description	By	Chk	Date
P2	Planning Amendment	JD	CT	11/08/2025
P1	Planning Issue	JD	CT	03/07/2025

NORTHMILL associates
Clarence House, Clarence Street, Manchester, M2 4DW
0161 839 4411
mcr@northmillassociates.com

Project
Tanbridge Retail Park, Horsham, RH12 1AJ

Client
NL Jones Planning

Drawing
Existing & Proposed Elevations

Project No: 2815-0455 Scale @ A3 1:50 Date: 03/07/2025
Drawn: JD Checked: CT Status: PLANNING
Drawing No: Revision:
L(02)101 P2