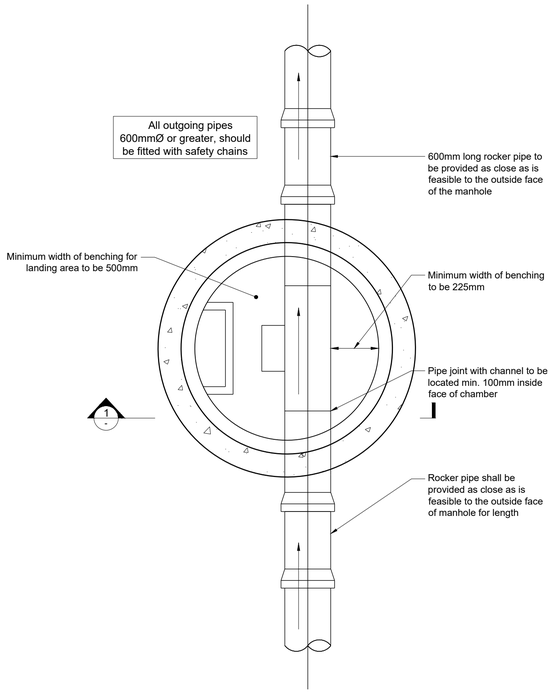

General Arrangement

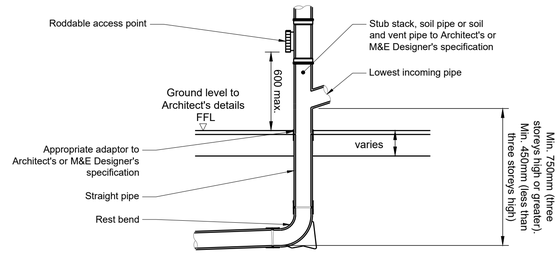

Refer to MEP and Architect's drawings for details of interface of RWP and foul stack connections with slab, foundations and waterproofing

Internal Rainwater Pipes & Soil Stacks

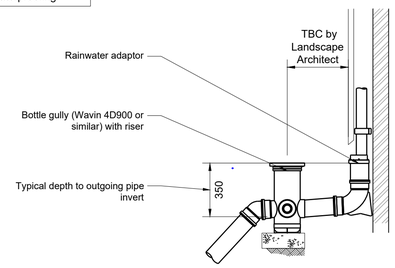

Typical Rainwater Pipe Connection to Drain

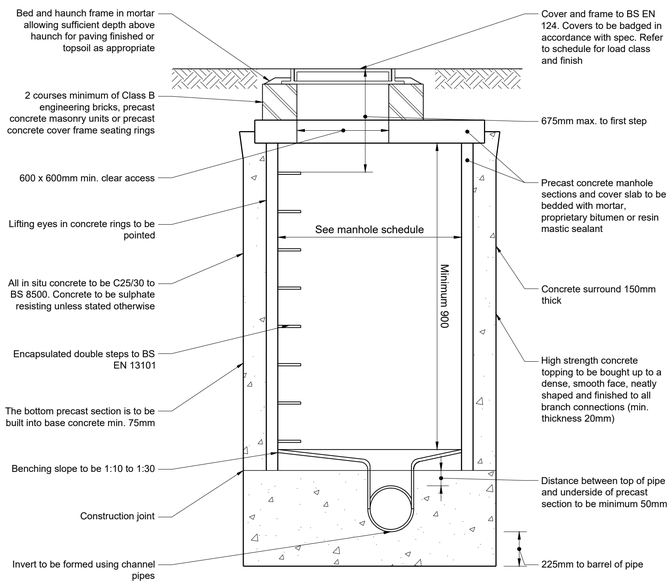

Section 2

Typical Manhole Detail - Type B
Maximum Depth From Ground Level to Soffit of Pipe 3.0m

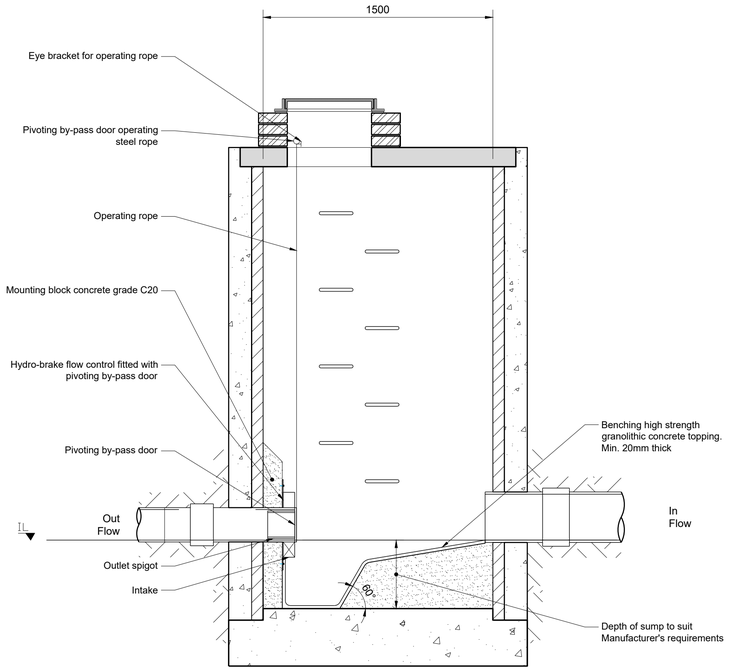

Section Detail A
1:20 @ A1

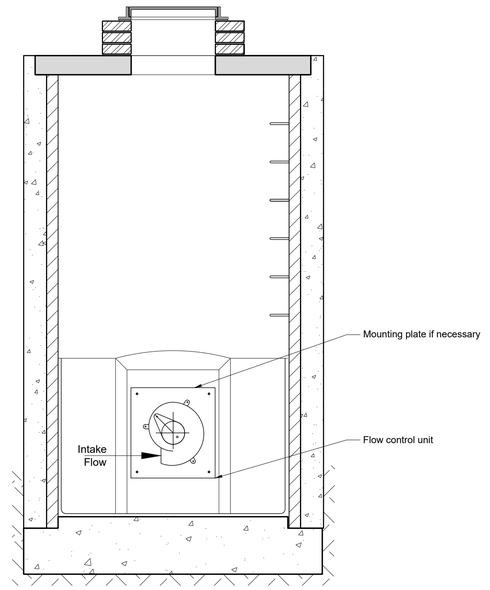

Section Detail B
1:20 @ A1

Flow Control Manhole

Notes

1. Do not scale the drawing
2. All dimensions are in millimetres unless noted otherwise

Rev	Date	Description	Drn	App
01	28.08.25	Stage 5	AA	IM
00	06.03.24	Stage 4	DK	JG

WEBB YATES ENGINEERS
48-50 Scrutton Street
London EC2A 4HH
020 3696 1550
www.webbyates.co.uk
info@webbyates.co.uk

Project

Rikkyo School

Drawing Title

Below Ground Drainage Details Sheet 2

Drawing Status

Technical Design

Drawn by	Checked by	Sheet size	Scale	Rev status
AA	IM	A1	NTS	S5

Drawing Number

J5338-C-DE-0401

Revision

01