

Typical Plan View 450Ø/600Ø PPIC Inspection Chamber Base

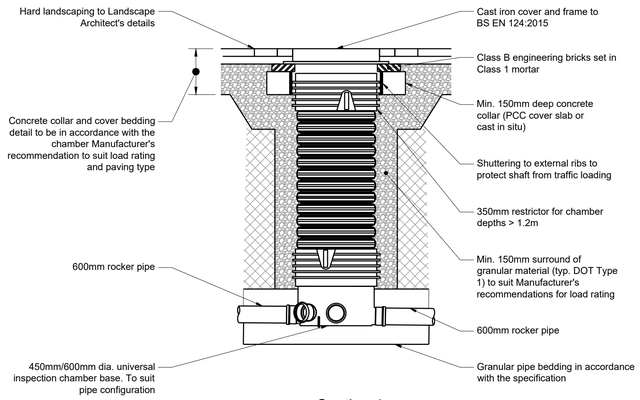

Section 1

Polypropylene Inspection Chamber (PPIC) Within External Landscaping 3.0m Max Depth to Invert

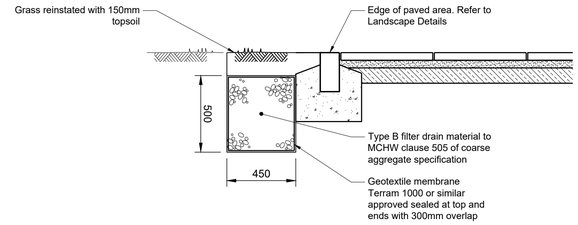

French Drain Detail (Along edge of paved areas)

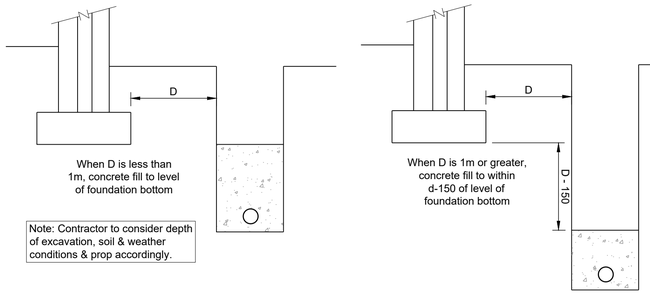

Pipes Near Buildings

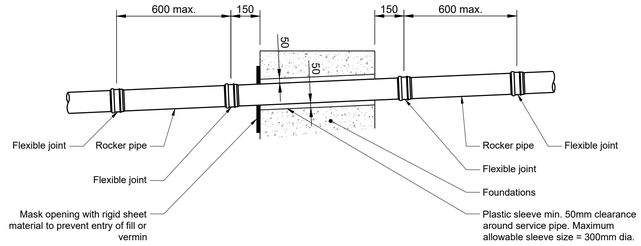

Pipes Passing Through Foundations

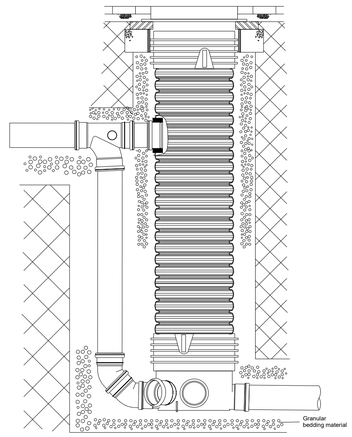

Typical Back Drop Inspection Chamber Detail to be in Accordance with PPIC Manufacturer's Recommendations

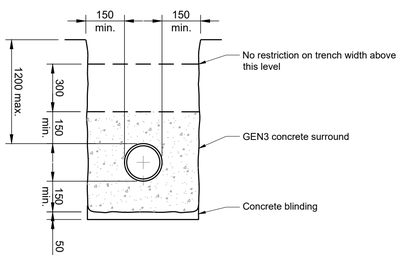

Bedding for Pipes With Less Than 1200mm Cover (Class Z)



Typical Flexible Joint in Reinforced Concrete Surround Class Z

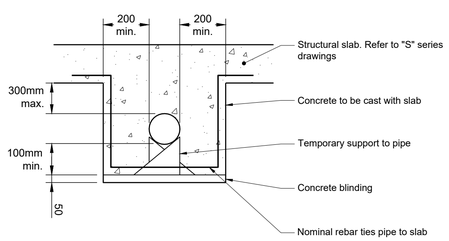

Monolithic Concrete Surround for Pipelines Less Than 300mm Below Ground Bearing Slabs (Class Y)

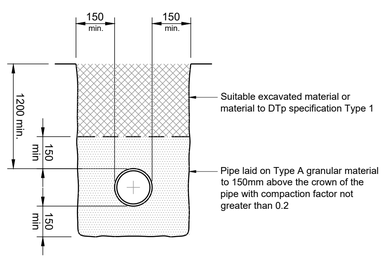

Bedding for Pipes With Cover Greater Than 1200mm (Class S)

Notes

1. Do not scale the drawing
2. All dimensions are in millimetres unless noted otherwise

Rev	Date	Description	Drn	App
01	28.08.25	Stage 5	AA	IM
00	01.03.24	Stage 4 - First Issue	DK	JG

WEBB YATES ENGINEERS
48-50 Scrutton Street
London EC2A 4HH
020 3696 1550
www.webbyates.co.uk
info@webbyates.co.uk

Project

Rikkyo School

Drawing Title

Below Ground Drainage Details Sheet 1

Drawing Status

Technical Design

Drawn by	Checked by	Sheet size	Scale	Rev status
AA	IM	A1	NTS	S5

Drawing Number

J5338-C-DE-0400

Revision

01