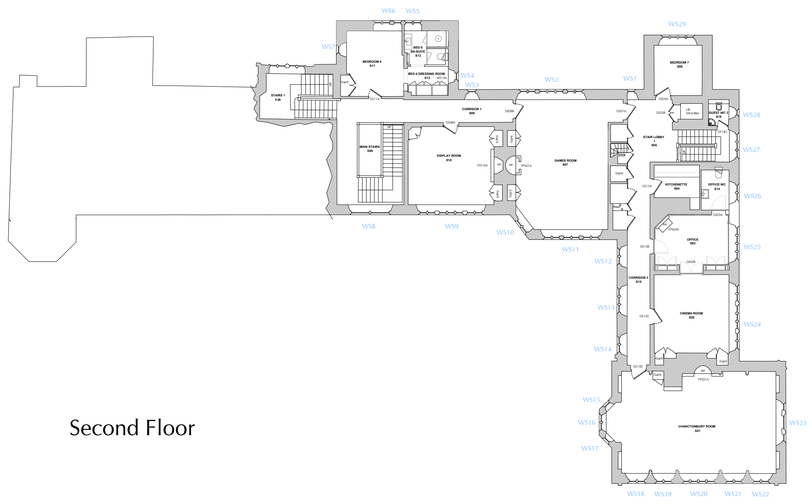

Second Floor

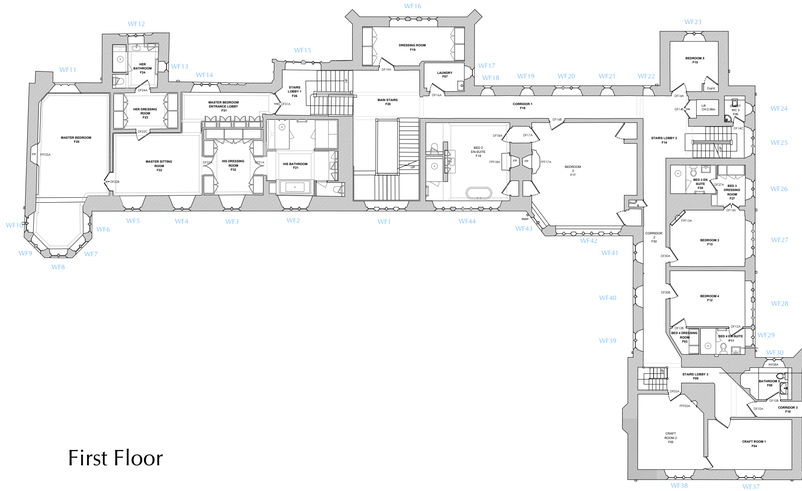

First Floor

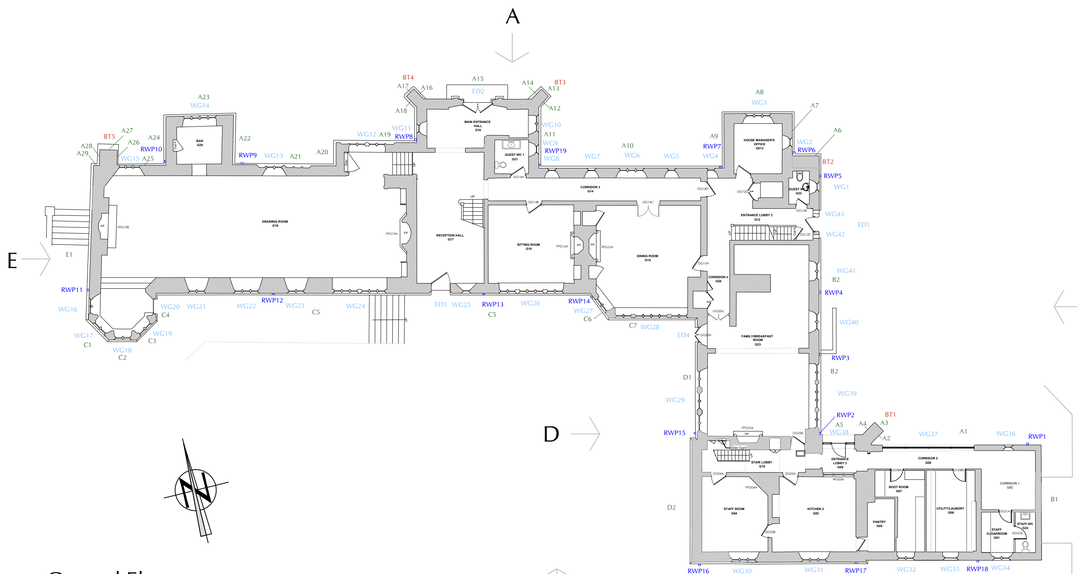

Ground Floor

Key Plans 1:200

KEY

A1	Wall Elevations
WG1	Windows
ED1	External Doors
RWP1	Rainwater Pipes
CS1	Chimney Stacks
BT1	Butresses



A. Front (North) Elevation



B: East Elevation



C: South Elevation



E: West Elevation



D:West Elevation

1:200



Key Elevations 1:200

DO NOT SCALE FROM DRAWINGS EXCEPT FOR PLANNING PURPOSES.

Check and verify all dimensions on working drawings before commencing work on site. All measurements are to structural elements unless otherwise stated.

Report all discrepancies, errors or omissions between drawings, site conditions and all other documents to Stephen Langer Associates Ltd.

Please read this drawing in conjunction with all other architects', consultants' and subcontractors' drawings.

Materials, components & workmanship are to meet or exceed the requirements of current Building Regulations, British Standards codes of practice, and the appropriate manufacturer's recommendations.

Sanitaryware is indicative only. Drainage is indicative and final design by contractor. Final electric design by contractor and to be installed by NICEIC registered contractor. Plumbing and heating final design by contractor and should only be installed by a registered contractor. Gas connections to be installed by a Gas Safe engineer and any stoves, fires and Agas etc by a HEATAS registered body. All above to be reviewed by Stephen Langer Associates Ltd (not approved) prior to installation.

Listed Buildings may need underpinning and this will require Listed Building Consent.

Please ensure drawings are printed to correct scale (check against scale bar on drawing) - Stephen Langer Associates Ltd are not responsible for printing errors.

This drawing is issued on condition that it is not copied, reprinted or disclosed to a third party without the prior written consent of Stephen Langer Associates Ltd.

No work to commence until all planning or listed building conditions have been approved. All work to be carried out in accordance with the approved drawings / planning and listed building consent.

Clients, Designers and Contractors must be aware of their duties under the Construction (Design and Management) Regulations 2015 (came into force on the 6th April 2015).

This drawing and design are copyright.
© Stephen Langer Associates Ltd.

Rev.	Description	Date
-	-	-

STEPHEN LANGER ARCHITECTS
RIBA CHARTERED PRACTICE

YORK COTTAGE , MAJOR YORKS ROAD,
ROYAL TUNBRIDGE WELLS, KENT. TN2 5TP

TEL. (01892) 524 555
FAX. (01892) 524 666
EMAIL admin@stephenlanger.co.uk

Template version: 2.00 - 05.07.2018

Project :
Wappingthorn Manor, Steyning
West Sussex BN44 3AA
Works to Windows

Drawing Description :
Key Plans & Elevations

Date : 16/02/2024
Scale : 1:200 @ A1, 1:400 @ A3

Drawn by : AC

Drawing Number : 11102-WK-R1

Rev. -