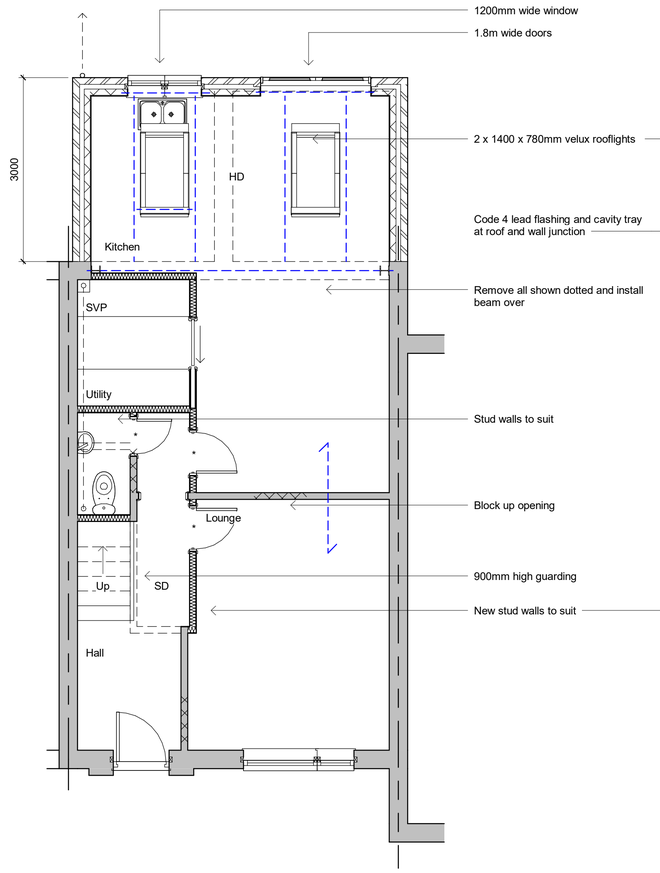


Ground Floor

Proposed

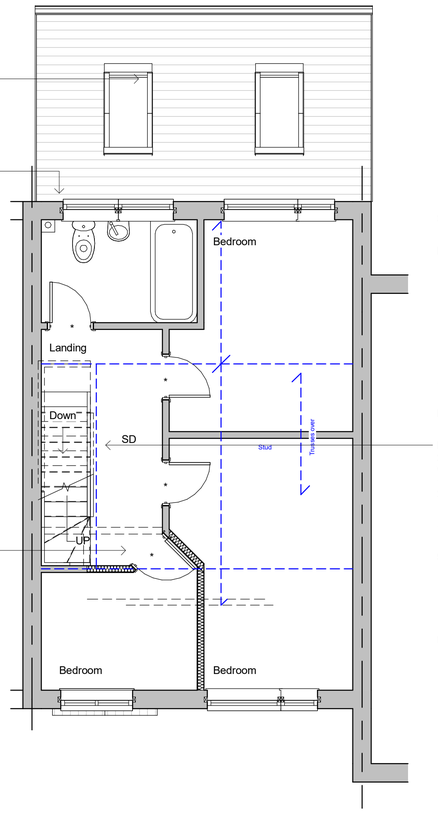


First Floor

Proposed

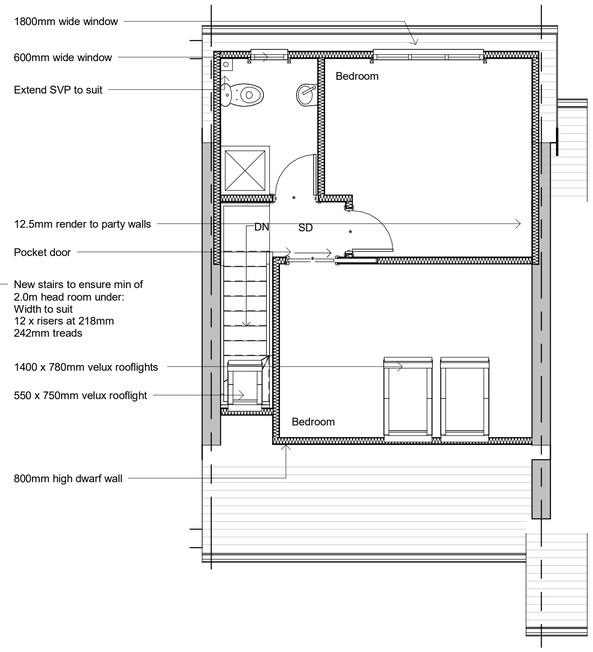


Second Floor

Proposed

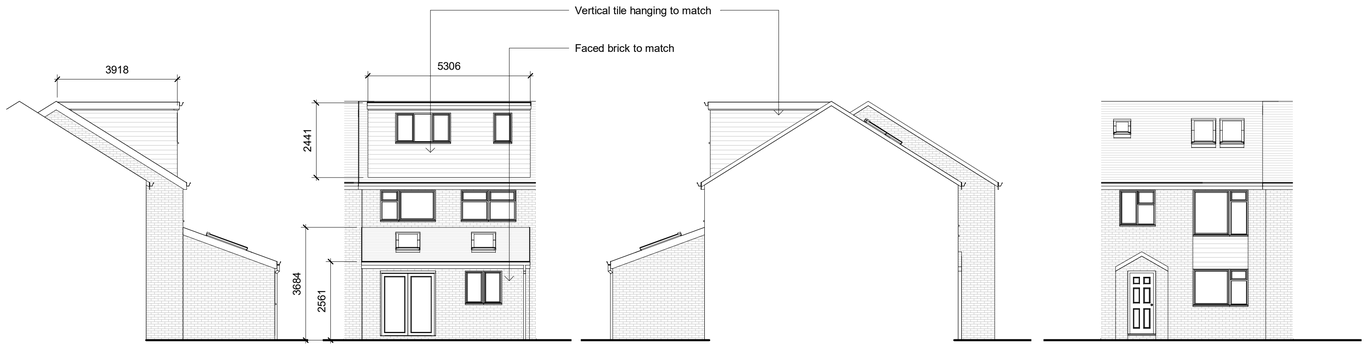


Side Elevation

Proposed

Rear Elevation

Proposed

Side Elevation

Proposed

Front Elevation

Proposed




Site Plan 1:1250

Site Plan 1:500

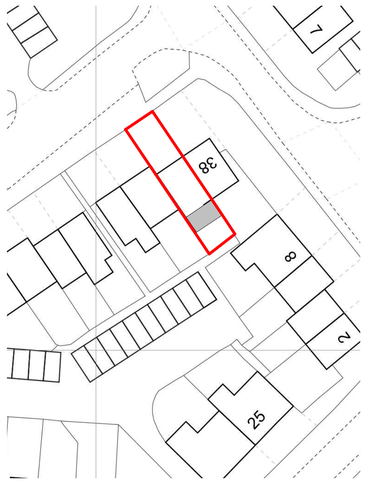


Revisions

0.5 0 0.5 1 1.5 2 2.5
SCALE 1: 50 m

1 0 1 2 3 4 5
SCALE 1: 100 m

5 0 5 10 15 20 25
SCALE 1: 500 m

10 0 10 20 30 40 50
SCALE 1: 1250 m

Cubic content calculation:

5.306 x 2.441 x 3.918 / 2 = 25.37m3

Therefore complies as under 40m3

Materials

| | | | |
|---|---|---|---|
| Drawing Number | 2024/06 | Sheet | 2 of 2 |
| Size | A1 | Scale | 1:50, 1:100, 1:500, 1:1250 |

Project

Proposed details
January 2024

Job Title

37 Undermill Road
Upper Beeding
Steyning
BN44 3JG

Do Not scale from this drawing except for planning as photocopies will be subject to distortion
Drawings to be read in conjunction with all other Designers and structural engineers contract drawings and specifications:
Any discrepancies must be brought to the attention of the Designer immediatialy.
The contractor must verify all dimensions by site measurement before ordering materials or manufacturing components
Substitute materials and products to those named will be acceptable if proven to be of equal or higher performance and not in conflict with other elements

M.J.Humphrey Ltd

RICS cabe chartered association of building engineers

Mel Humphrey MRICS, MBEng
9 Aldsworth Avenue
Goring By Sea
West Sussex
BN12 4XQ

Mel@mjhumphrey.co.uk
07701055182

Adam Humphrey
4 Thalassa Road
Worthing
West Sussex
BN11 2HH

Adam@mjhumphrey.co.uk
07812419142