10cm SCALE WITH CAUTION use both scale bars to check for reduction or distortion

10cm

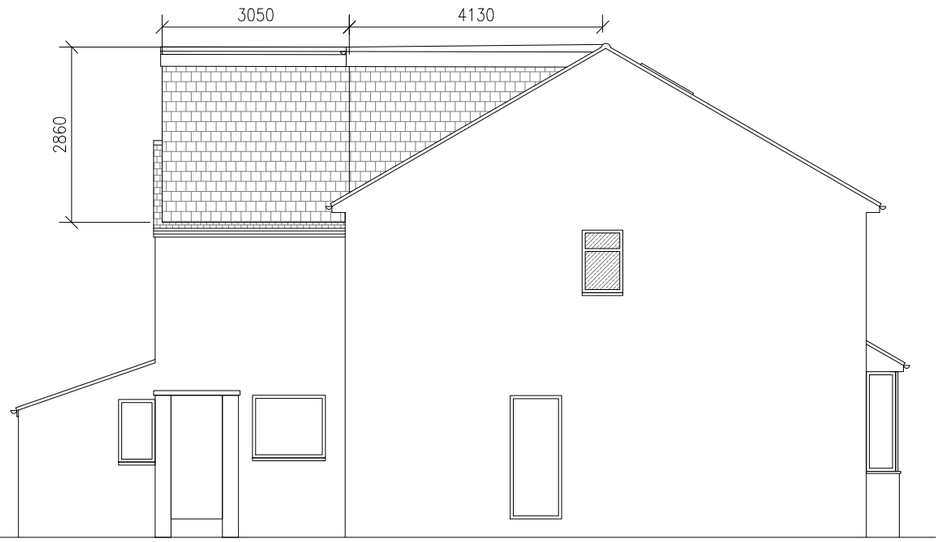

Side Elevation

0 1m 2m 3m 4m 5m

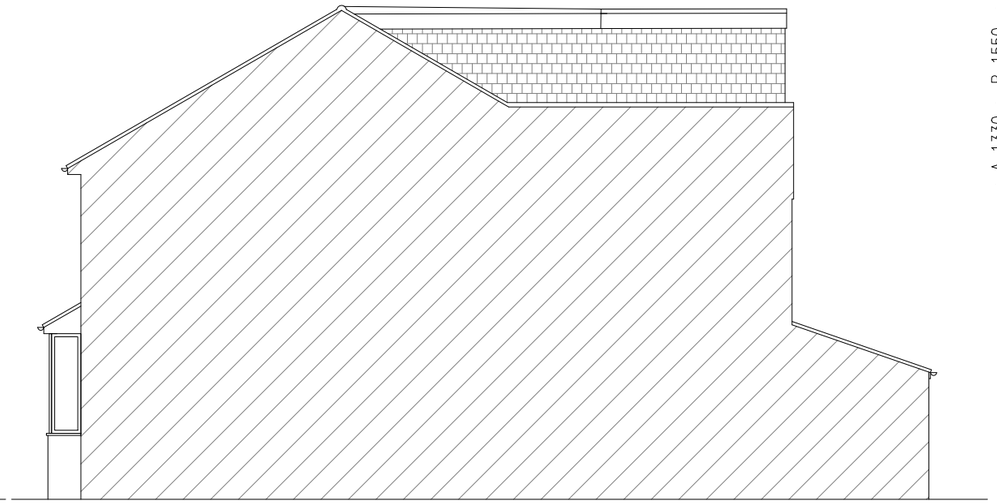

Side Elevation

0 1m 2m 3m 4m 5m



Rear Elevation

0 1m 2m 3m 4m 5m

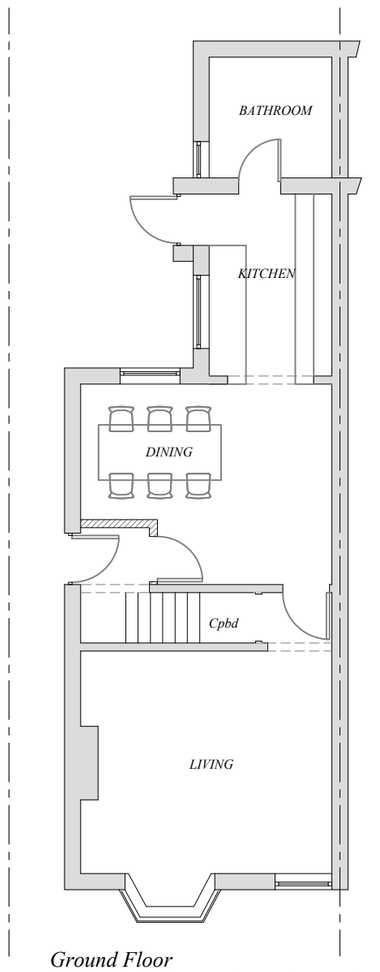

Ground Floor

0 1m 2m 3m 4m 5m

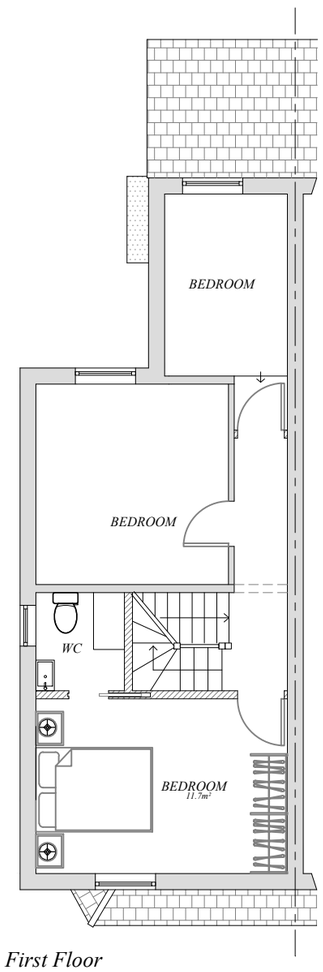

First Floor

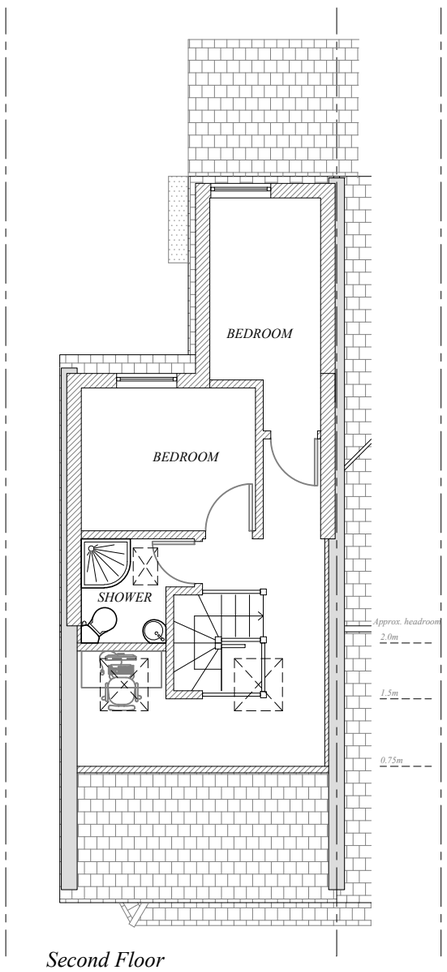

Second Floor

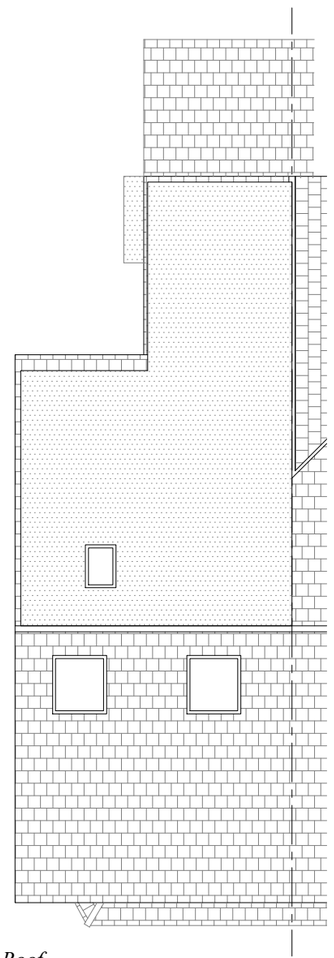

Roof

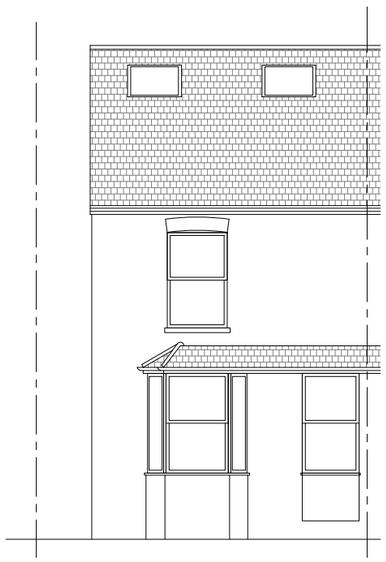

Front Elevation

0 1m 2m 3m 4m 5m

PD VOLUME CALCULATION

Main Dormer:

$\frac{4.38 \times 2.38 \times 4.13}{2} = 21.5\ m^3$

Rear Dormer:

A: $\frac{3.05 \times 2.28 \times 1.33}{2} = 4.6\ m^3$

B: $3.05 \times 2.28 \times 1.55 = 10.8\ m^3$

TOTAL $= 36.9\ m^3$

All dimensions must be checked on site. Any dimensional discrepancies discovered must be reported to Plan to Build before proceeding.

The contractor is responsible for all temporary works and the stability of the new and existing building whilst the works are proceeding. The contractor must ensure that adequate risk assessments and safety measured have been taken.

This drawing is copyright © and may not be reproduced without permission.

CDM Regulations 2007 and Party Wall etc. Act 1996: Plan to Build engaged as designer only and does not accept any liability for failure of duties under these statutes to be carried out where applicable.

Revisions

-	-	-

CLIENT

Mr & Mrs Checkley

SITE LOCATION

5 Oakhill Road
Horsham
RH13 5SA

JOB DESCRIPTION

PD Loft Conversion

DRAWING TITLE

Proposed Floor Plans & Elevations

Scale	Date	Drawn	Checked
1:100 @ A3	FEB 25	CJH	

Plan To Build
07889 463906
caroline@plan-to-build.co.uk

Drawing Number	102