0m 1 2 3

Scale Bar 1:50

0m 1 2 3 4 5

Scale Bar 1:100

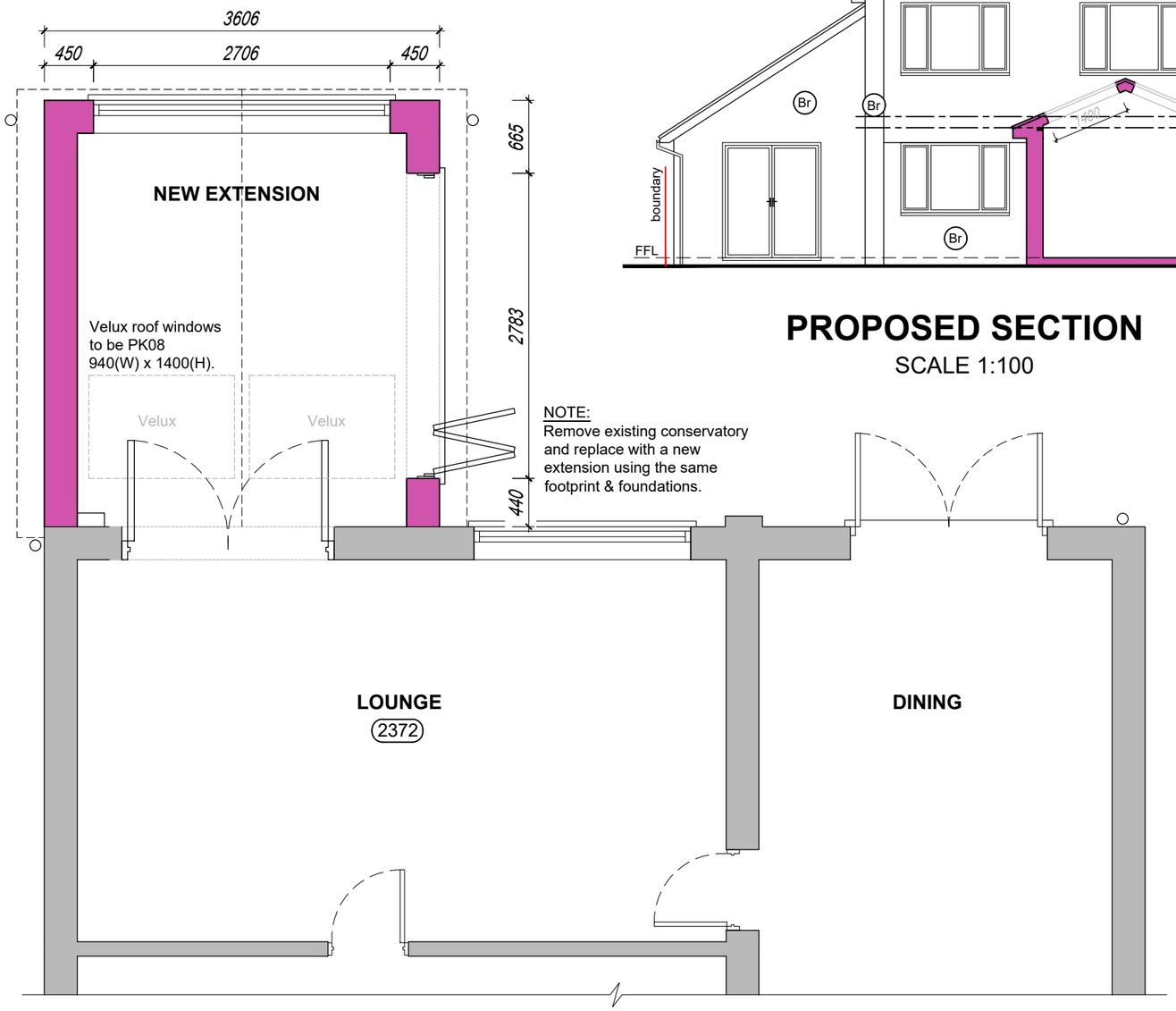

PROPOSED GROUND FLOOR PLAN

SCALE 1:50

PROPOSED SECTION

SCALE 1:100

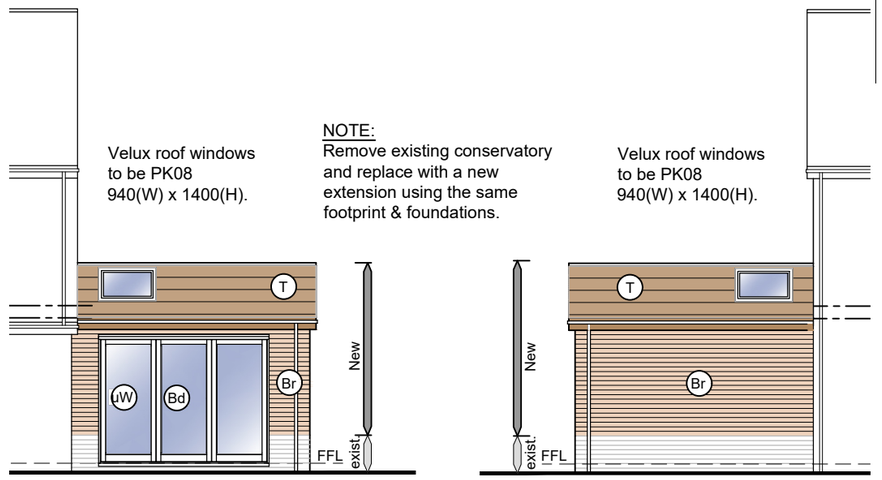

PROPOSED SIDE ELEVATIONS

SCALE 1:100

MATERIALS KEY:

- (T) Concrete interlocking tile roof.
- (Pt) Plain clay tile roof.
- (Fr) Flat Roof.
- (Zr) Zinc Seam Roof.
- (St) Slate Tile Roof.
- (Sft) Sandtoft light weight roof tiles to close match existing main house.
- (Br) Facing Brickwork.
- (Th) Tile hanging.
- (Re) Render Finish.
- (Tc) Timber Cladding.
- (Pc) PVC Cladding.
- (Sn) Stone Finish
- (Ns) Nordic Stone Cladding
- (Pr) Pebble Dash Render
- (uW) uPVC sealed double glazed casement units.
- (Us) Sealed double glazed sliding sash all bar.
- (Og) Obscure glazed.
- (Bd) Bi-Fold doors - PC Aluminium
- (Pd) Patio Doors
- (Vw) Velux window.

NOTE:
Remove existing conservatory
and replace with a new
extension using the same
footprint & foundations.

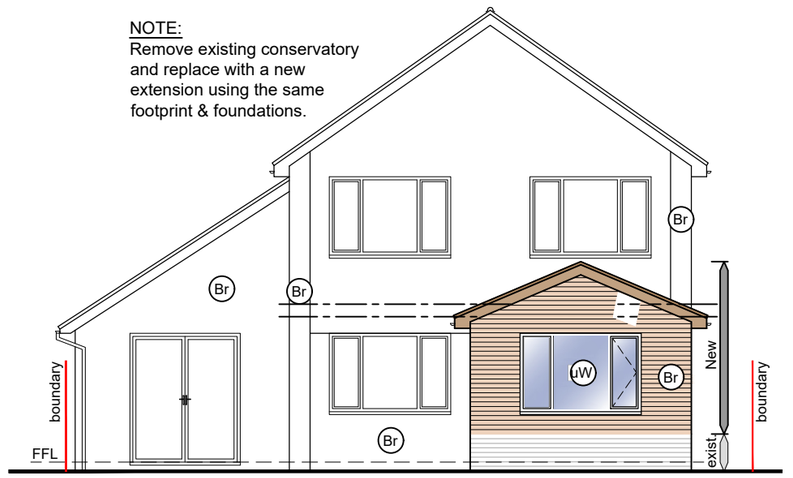

PROPOSED REAR ELEVATION

SCALE 1:100

REV	DESCRIPTION	DATE
P4	CLIENT COMMENTS	.10.2026
P3	CLIENT COMMENTS	.09.2026
P2	CLIENT COMMENTS	.09.2026
P1	ISSUED FOR PLANNING APPROVAL	.05.2026

Copyright reserved.
This drawing may only be used for the client and location specified in the title block. It may not be copied or disclosed to any other third party without prior written consent from DMA Building Designs. Prior to any works commencing on site, DMA Building Designs is to be contacted regarding the current status, revision or regulatory approval of this drawing.

1. The works shown have been drawn for submission to the local planning authority and are not to be used for construction.
2. No works shall commence until planning approval has been given by the local authority.
3. No works to commence without either full plans building control approval or a building notice served with the local authority.
4. The dimensions indicated are approximate and subject to site checks by the contractor prior to commencement.
5. DMA Building Designs accept no responsibility for any unknown factors which either preclude the works from construction or add additional costs, ie location of public sewers and underground services, abnormal foundation designs, due to trees, ground conditions or any underground structure or obstruction. condition of the existing building.

DMA BUILDING DESIGNS

UNIT 4B, RUDGWICK BRICKWORKS, LYNWICK ST
RUDGWICK, HORSHAM, WEST SUSSEX, RH12 3DH.
TEL No 01403 822220 Mobile 07730 523447
Email - admin@dmabuildingdesigns.co.uk

CLIENT
DAN GARMAN

PROJECT
REMOVE CONSERVATORY & REPLACE WITH EXTENSION USING THE SAME FOOTINGS.

DRAWING
PROPOSED FLOOR PLAN & ELEVATIONS
232 St. LEONARDS ROAD, HORSHAM,
WEST SUSSEX, RH13 6AU

SCALE @ A3	DATE	DRG No	REVISION
1:100, 1:50	MAY 2026	DE1416 / 03	P4