This drawing is the copyright of the Architects and may not be reproduced in any way without written authority. Do not scale from this drawing use figured dimensions only. It is the contractor's responsibility to check ALL dimensions ON SITE and report any discrepancies to the Architect. This drawing must be read in conjunction with all other relevant consultant's project drawings and documentation. It is the contractor's responsibility to ensure full compliance with Building Regulation Acts and CDM regulations. This drawing is for planning permission only and should not be used for any building purposes.

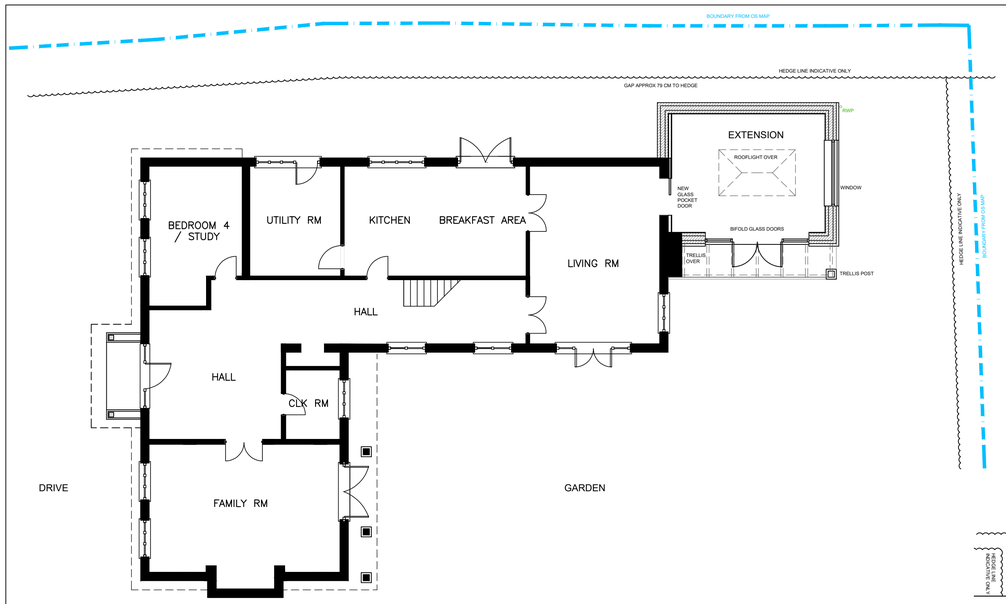

PROPOSED GROUND FLOOR PLAN
1:100 @ A1



BLACK TIMBER CLADDING
UPPER, BRICK LOWER

PROPOSED NORTH WEST ELEVATION
1:100 @ A1



BLACK TIMBER CLADDING
PATIO DOOR

PROPOSED SOUTH WEST ELEVATION
1:100 @ A1



BLACK TIMBER CLADDING

PROPOSED SOUTH EAST ELEVATION
1:100 @ A1

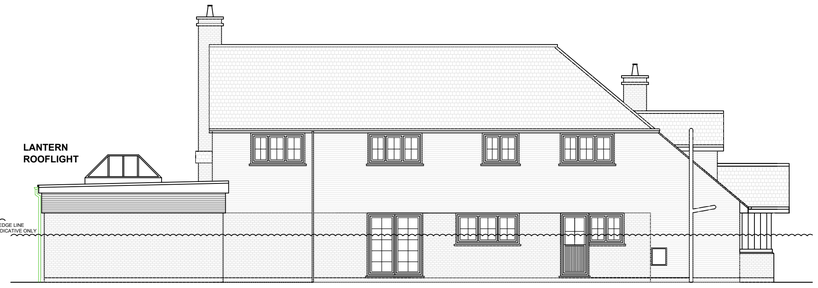

BLACK TIMBER CLADDING
UPPER, BRICK LOWER

PROPOSED NORTH EAST ELEVATION
1:100 @ A1

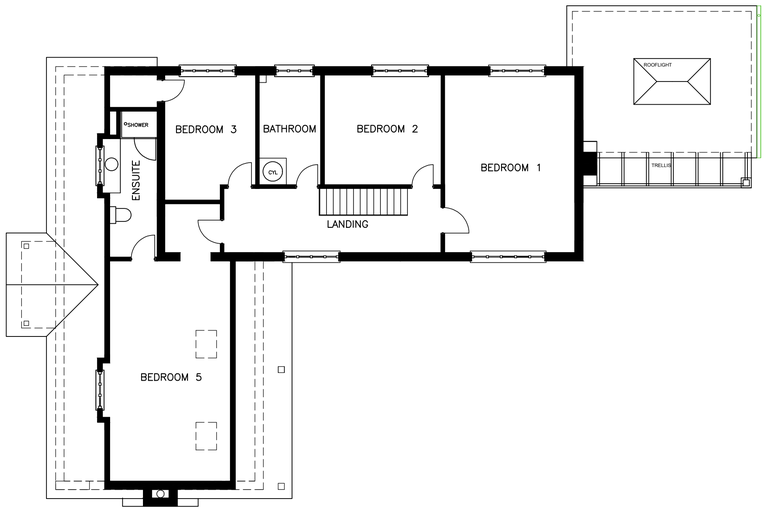

PROPOSED FIRST FLOOR PLAN
1:100 @ A1



PROPOSED SECTION THROUGH EXTENSION LOOKING FROM SOUTH EAST
1:100 @ A1

KEY PLAN WALLS

EXISTING WALLS

PROPOSED WALLS CAVITY CONSTRUCTION WITH BRICK OR TIMBER CLADDING FINISH

scale in metres

0 10 20

EXISTING MATERIALS: SEE DESIGN AND ACCESS STATEMENT FOR PHOTOS

WALLS A MIX OF CLAY HUNG TILES, EXPOSED BRICK AND BLACK PAINTED TMBER CLADDING, WITH OAK FRAME TRELLIS AND ENTRANCE PORCH

ROOF: CLAY TILES

WINDOWS AND DOORS: WHITE PAINTED WOOD

ROOFLIGHTS: DARK GREY METAL

PROPOSED MATERIALS: SEE DESIGN AND ACCESS STATEMENT FOR EXISTING HOUSE PHOTOS

WALLS SOUTH WEST AND SOUTH EAST ELEVATIONS:
BLACK TIMBER CLADDING (TO MATCH EXISTING HOUSE WEATHERBOARD CLADDING) WITH RED BRICK PLINTH (TO MATCH EXISTING HOUSE BRICK)

WALLS NORTH EAST AND NORTH WEST ELEVATIONS:
RED BRICK (TO MATCH EXISTING HOUSE BRICK) WITH BLACK TIMBER CLADDING UPPER BAND, TO LINE THROUGH WITH EXISTING TIMBER CLADDING ON MAIN HOUSE (TO MATCH EXISTING HOUSE WEATHERBOARD CLADDING)

ROOF: FLAT ROOF MATERIAL DARK GREY SINGLE LAYER HIGH PERFORMANCE MEMBRANE. ALLOWING A FULL WARRANTY ROOF & FIRE REGULATIONS COMPLIANT.

EAVES AND SOFFITS: BLACK TIMBER TO MATCH CLADDING WITH MEMBRANE MANUFACTURERS STANDARD TRIM.

GUTTERS: MATERIAL AND SHAPE TO MATCH EXISTING HOUSE

LANTERN ROOFLIGHT: BLACK METAL FRAME. MAANUFACTURER TBC

WINDOWS AND DOORS: WHITE PAINTED WOOD TO MATCH EXISTING WINDOWS AND DOORS. MANUFACTURER TBC

TRELLIS: OAK FRAME WITH BRICK PLINTH TO MATCH EXISTING TRELLIS

Paul Reed Architects ltd
Studio Greenhouse, 18 Bond Street,
Brighton, BN1 1RD
tel: 07807 456350
paul@paulreedarchitects.com

Rev	Drawn	Checked	Date
B	PPR		10-11-26
A	PPR		06-10-26

Copper Beeches
The Street
Thakeham
Pulborough
West Sussex
RH20 3EP

Ground Floor Extension

Proposed plans and Elevations

Scale: 1:100 @ A1

Job no:	Drawing no:	Rev:
PU 26 01	104	B