24Acoustics
Armstrong House
3 Bassett Avenue
Southampton
SO16 7DP

T: 02381 555000

GLEBE FARM, STEYNING

NOISE ASSESSMENT

Technical Report: R11951-1 Rev 0

Date: 30th October 2026

For: Vistry Group
Abbey House
25 Clarendon Road
Redhill
RH1 1QZ

24 Acoustics Document Control Sheet

Project Title: Glebe Farm, Steyning – Noise Assessment

Report Ref: R11951-1 Rev 0

Date: 30th October 2026

	Name	Position	Signature	Date
Prepared by	Neil McLeod BA MIOA	Principal Consultant	[redacted]	30/10/2026
Approved by	Chris McConnell BSc MSc MIOA	Principal Consultant	[redacted]	30/10/2026
For and on behalf of 24 Acoustics Ltd				

Document Status and Approval Schedule

Revision	Description	Prepared By	Approved By
0	Approved for issue	Neil McLeod	Chris McConnell

DISCLAIMER

This report was completed by 24 Acoustics Ltd on the basis of a defined programme of work and terms and conditions agreed with the Client. The report has been prepared with all reasonable skill, care and diligence within the terms of the Contract with the Client and taking into account the project objectives, the agreed scope of works, prevailing site conditions and the degree of resources allocated to the project.

24 Acoustics Ltd accepts no responsibility whatsoever, following the issue of the report, for any matters arising outside the agreed scope of the works.

This report is issued in confidence to the Client and 24 Acoustics Ltd has no responsibility of whatsoever nature to third parties to whom this report or any part thereof is made known. Any such party relies upon the report at their own risk.

Unless specifically assigned or transferred within the terms of the agreement, 24 Acoustics Ltd retains all copyright and other intellectual property rights, on and over the report and its contents.

© 24 Acoustics Ltd 2026

CONTENTS **PAGE**

1.0	INTRODUCTION	4
2.0	PLANNING REQUIREMENTS	4
3.0	DESIGN REQUIREMENTS	7
4.0	NOISE MEASUREMENTS	9
5.0	BESS NOISE ASSESSMENT	11
6.0	ROAD TRAFFIC NOISE ASSESSMENT	12
7.0	APPROVED DOCUMENT O NOISE REQUIREMENTS	14
8.0	CONCLUSIONS	15
FIGURE 1	SITE PLAN AND MEASUREMENT LOCATIONS	16
FIGURE 2	ACOUSTIC ZONES	17
APPENDIX A	ACOUSTIC TERMINOLOGY	18
APPENDIX B	NOISE MEASUREMENTS	20
APPENDIX C	NOISE CONTOURS	23

1.0 INTRODUCTION

1.1 Vistry Group has commissioned 24 Acoustics Ltd to provide an updated noise assessment for the housing development at Glebe Farm, Steyning. The assessment considers:

- Updated ambient noise monitoring at the site to consider the adjacent battery storage scheme (BESS) and the new road layout
- Production of noise contour maps of the approved layout
- Assessment of noise arising from the Steyning Bypass
- Assessment of noise arising from the adjacent BESS
- Noise mitigation measures in line with the planning conditions

1.2 An explanation of acoustical terms used in this report is provided in Appendix A. All sound pressure levels in this report are given in dB re: 20 µPa.

2.0 PLANNING REQUIREMENTS

2.1 Outline planning permission was granted in November 2024 and the reserved matters application was approved in December 2025.

Outline Decision Notice DC/21/2233

2.2 Planning condition 14 [amended May 2026, reference DC/26/0325] requires details of a noise mitigation scheme prior to commencement:

> *"14) Prior to the commencement above ground floor slab level of the development hereby permitted in phases 2 - 4 inclusive (as shown on BR31285 JNP XX XX DR C 2007 P02 Phasing Plan), a scheme for protecting the proposed development from road traffic noise shall have been submitted to, and approved in writing by, the Local Planning Authority. The proposed scheme shall achieve the following noise levels:*
>
> *i. Internal day time (0700 - 2300) noise levels shall not exceed 35dB LAeq, 16hr for habitable rooms (bedrooms and living rooms with windows open)*
>
> *ii. Internal night time (2300 - 0700) noise levels shall not exceed 30dB LAeq with individual noise events not exceeding 45dB LAmax (bedrooms and living rooms with windows open).*
>
> *iii. Garden/external amenity spaces should not exceed 55 dB LAeq, 16hr.*
>
> *Reason: To preserve the amenity of the future residents of the development in accordance with Policy 33 of the Horsham District Planning Framework (2015). Site Description*

2.3 Planning Condition 15 requires an assessment of the adjacent battery energy storage facility (BESS):

> *15) Pre-Commencement (slab level) Condition: Prior to the commencement above ground floor slab level of the development, a detailed assessment of the acoustic impact on proposed dwellings arising from the operation of adjacent battery energy storage facility shall be provided. The acoustic impact assessment shall be undertaken by a competent person in accordance with BS 4142:2014. The assessment shall be submitted to the Local Planning Authority together with recommendations for a scheme of attenuation measures, including ventilation sufficient to prevent overheating and maintain thermal comfort, to mitigate any adverse impacts identified in the acoustic assessment. The scheme shall be submitted to and approved in writing by the Local Planning Authority.*
> *Reason: To preserve the amenity of the future residents of the development in accordance with Policy 33 of the Horsham District Planning Framework (2015).*

2.4 Planning condition 16 requires further details of the proposed ventilation strategy:

> *16) Pre-Commencement (slab level) Condition:*
> *i. Prior to the commencement above ground floor slab level of the development, a scheme of attenuation measures, including ventilation sufficient to prevent overheating and maintain thermal comfort, shall be submitted to and approved in writing by the Local Planning Authority. The scheme shall fully implement the recommendations of the acoustic impact assessments required under conditions 14 and 15 above, including performance details and a glazing plan, sufficient to ensure noise levels do not exceed NR30 at night in all bedrooms identified as requiring mitigation in condition 14 above.*
>
> *ii. Prior to occupation a final verification report of all the works which form part of the scheme approved under a) shall be submitted to and approved in writing by the Local Planning authority. All work must be carried out by suitably qualified person and the approved noise, attenuation and ventilation measures shall thereafter be retained and maintained in working order for the duration of the use of the development in accordance with the approved details.*
>
> *Reason: To preserve the amenity of the future residents of the development in accordance with Policy 33 of the Horsham District Planning Framework (2015).*

2.5 Planning condition 22:

> *22) Pre-Occupation Condition: The development hereby approved shall not be occupied until all the works which form part of the scheme for protecting the proposed development from noise as approved by the Local Planning Authority under the provisions of conditions 14 and 15 and 16 above have been completed. All works which form part of the approved scheme for that respective dwelling shall be completed prior to first occupation of that dwelling. The approved scheme shall be thereafter maintained, unless otherwise agreed in writing by the Local Planning Authority.*
>
> *Reason: To preserve the amenity of the future residents of the development in accordance with Policy 33 of the Horsham District Planning Framework (2015).*

Reserved Matters Decision Notice DC/25/1138

2.6 Reserved matters condition 3 reiterates the outline planning conditions:

> *3) Pre-Commencement (slab level) Condition : Prior to the commencement of development above floor slab level of each phase 2 - 4 of the development hereby permitted, a scheme of noise mitigation, informed by details submitted pursuant to conditions nos. 14, 15, and 16 of planning permission DC/21/2233 and including mechanical ventilation sufficient to prevent overheating and maintain thermal comfort, shall be submitted to and approved in writing by the Local Planning Authority*
>
> *The scheme shall include, but not be limited to, performance details and a glazing plan sufficient to ensure noise levels do not exceed NR30 at night in all plots identified as requiring mitigation. The overheating assessment shall be based on the CIBSE overheating position statement and shall demonstrate that CIBSE TM59 methodology has been used and CIBSE TM49 modelling requirements have been suitably considered [including consideration of DSY 2] as part of the modelling. Any mechanical ventilation shall then be designed in accordance with the ANC Acoustics Ventilation and Overheating: Residential Design Guide 2020. The scheme shall also include performance details and a glazing plan sufficient to achieve the habitable room and amenity space standards as detailed in BS8233:2014, with no relaxation for exceptional circumstances and appropriate consideration of LAmax.*
>
> *Reason: As this matter is fundamental in the interests of residential amenities by ensuring an acceptable noise level for the occupants of the development in accordance with Policies 24 and 33 of the Horsham District Planning Framework (2015).*

2.7 Similarly, reserved matters planning condition 7 reiterates the requirement for verification testing:

> *7) Pre-Occupation Condition : Prior to occupation a final verification report shall be submitted to and approved in writing by the local Planning authority which confirms that all the works which form part of the scheme for protecting the proposed development from noise as approved by the Local Planning Authority under condition no. 3 above have been completed. All work must be carried out by suitably qualified person and the approved noise, vibration attenuation and ventilation measures shall thereafter be retained and maintained in working order for the duration of the use in accordance with the approved details.*
>
> *Reason: As this matter is fundamental in the interests of residential amenities by ensuring an acceptable noise level for the occupants of the development in accordance with Policy 33 of the Horsham District Planning Framework (2015).*

2.8 Reserved matters condition 8 seeks to regulate noise from a building services plant room, which is noted:

> *8) Regulatory Condition : The building services plant room shall not be operated until an assessment of the acoustic impact arising from the operation of all such equipment has been undertaken and has been submitted to and approved in writing by the Local Planning Authority. The assessment shall be undertaken in accordance with BS 4142:2014 and shall include a scheme of attenuation measures to mitigate any adverse impacts identified in the acoustic assessment and ensure the rating level of noise emitted from the proposed building services plant is no greater than background levels. The scheme as approved by the Local Planning Authority shall be fully installed prior to first operation of the plant and shall be retained as such thereafter.*
>
> *Reason: To safeguard the amenities of the residential amenities by ensuring an acceptable noise level for the occupants of the development in accordance with Policies 24 and 33 of the Horsham District Planning Framework (2015).*

3.0 DESIGN REQUIREMENTS

3.1 Consideration has been given to the noise reports submitted with the planning applications and correspondence from environmental health as available on the planning portal. This updated noise assessment will demonstrate compliance with the planning requirements as follows.

Open Windows

3.2 The noise assessments issued with the reserved matters application (DC/25/1138) and discussion with Environmental Health during the application process established that the open window requirements of condition 14 would make the development unviable.

3.3 Noise conditions with windows open shall be assessed against the Approved Document O requirements for overheating.

> *Windows are likely to be closed during sleeping hours if noise within bedrooms exceeds the following limits.*
>
> - 40 dB $L_{Aeq,T}$, averaged over 8 hours (between 11pm and 7am).
> - 55 dB L_{AFmax}, more than 10 times a night (between 11pm and 7am)

Internal Noise Ratings (NR)

3.4 Outline condition 16 and reserved matters condition 3 refer to ensuring that *"…noise levels do not exceed NR30 at night in all plots identified as requiring mitigation.".*

3.5 In line with previous noise assessments, ventilation plant serving bedrooms shall be designed and installed to not exceed a noise rating of NR 30 (L_{eq}).

Road Traffic Noise Criteria

3.6 In line with BS 8233:2014, glazing and ventilation strategies shall ensure that the following road traffic noise levels are achieved:

- Daytime (07:00 to 23:00 hours) noise levels in living rooms and bedrooms shall not exceed 35dB $L_{Aeq, 16hr}$ for habitable rooms
- Night-time (23:00 to 07:00 hours) noise levels in bedrooms shall not exceed 30dB L_{Aeq} with individual noise events not exceeding 45dB L_{Amax}
- Daytime (07.00 to 23.00 hours) noise levels in gardens shall not exceed 55 dB $L_{Aeq, 16hr}$

3.7 The road traffic noise assessment references up to date measurements undertaken along Steyning Bypass. A change in noise level is to be expected due to the new roundabout, which provides access to the Glebe Farm development.

Battery Storage Site

3.8 During the reserved matters application, the Environmental Health Officer asked Ardent to consider the detailed noise assessment submitted with the BESS application when assessing noise impact on the Steyning development.

3.9 The noise assessment produced by Ion (July 2016) considers noise from the proposed BESS system at the nearest existing residential properties, which don't include Glebe Farm. The report states: *"In the event the planning permission is obtained, the actual plant selection may differ"*.

3.10 BS4142:2014 states that when assessing industrial/commercial noise sources, the specific sound level of a source should be determined by measurement of the ambient sound level and residual sound level at the assessment location. The specific sound level is to be determined by calculation alone if measurement is not practicable.

3.11 In accordance with BS 4142, the assessment of noise from the BESS site will consider detailed spectral measurements of noise associated with the operational BESS scheme.

Substations

3.12 In accordance with regulatory condition 8, the substations within the development shall be designed and built to ensure that the BS4142 noise rating level from the plant, as assessed at the nearest residential property, is no greater than the typical background noise level.

Overheating Assessment

3.13 Briary Energy Ltd has completed an overheating assessment for the development in accordance with Approved Document E (referencing TM59 and TM49). The findings have established minimum air flow rates (l/s) for habitable rooms and these rates can be provided by any type of mechanical ventilation strategy.

3.14 In line with reserved matters planning condition 3, the thermal requirements of Building Regulations Approved Document O will be achieved with the proposed mechanical extract ventilation system, as confirmed by overheating assessment completed by Briary Energy.

4.0 NOISE MEASUREMENTS

Measurement Instrumentation and Procedure

4.1 Environmental noise measurements were undertaken at the site between Friday 9th and Tuesday 13th October 2026 to establish the existing ambient noise levels.

4.2 Noise measurements were undertaken at the locations shown in Figure 1:

- **Location 1 (Steyning Bypass, western boundary):**
  Approximately 2.5m above local ground level in free-field conditions

- **Location 2 (BESS, eastern boundary):**
  Approximately 2.5m above local ground level in free-field conditions and with line of site to the BESS site

4.3 Noise measurements were made in accordance with BS 7445: 1991 "Description and measurement of environmental noise Part 2 - Acquisition of data pertinent to land use.

4.4 The instrumentation was equipped with environmental microphones and extension cables. The instruments were powered by external batteries and stored in weatherproof cases. The calibration of all instrumentation was verified before and after the tests and no significant signal variation occurred. Calibration of 24 Acoustics' equipment is traceable to National Standards.

Noise Measurements

4.5 Overall ambient noise levels across the open site are determined by road traffic on Steyning Bypass. Construction activity was primarily in the centre of the site and did not significantly affect noise levels at the measurement locations.

4.6 The results of the noise measurements are shown graphically in Appendix B and are summarised in Table 1.

Measurement Location	**Daytime Level (07:00 to 23:00) $L_{Aeq,\ 16\ hour}$, dB**	**Night-time Level (23:00 to 07:00)**	
		$L_{Aeq,\ 8\ hour}$, dB	**Typical L_{Amax}, dB**
1 (Roadside)	65	57	79
2 (BESS)	49	40	56

Table 1 - Noise Measurements

BESS

4.7 The cooling units and transformers serving the BESS are on the east side of the building, furthest from Glebe Farm (see Figure 1). Observations during both daytime site visits established that noise associated with the BESS site was not observable at the position of the nearest houses in the development.

4.8 Noise measurements undertaken at the site boundary with Kings Barn Lane (Location 2) present a low-level low frequency component at 100Hz and 200Hz in the background noise levels (L_{90}). The L_{90} values were used to remove contributions from other short-term noise sources and the identified frequencies are consistent with electrical equipment and hence the BESS.

4.9 The BESS contribution was not distinguishable in the overall A-weighted measurements. The typical A-weighted value has been established from the measured levels in the 100 and 200 Hz one-third-octave bands.

4.10 The measurement analysis is described graphically in Appendix B and the background corrected values re summarised in Table 2.

Established BESS Noise Level, $L_{eq,\ 15min}$ dB		
100Hz	**200Hz**	**A-Weighted**
30 to 35	29 to 31	24

Table 2 - Location 2 BESS Low Frequency Noise Measurements

4.11 The values in Table 2 present the typical BESS noise levels during operation at the measurement location. The typical night time background noise level (average less one standard deviation) measured at location 2 is 30 dB $L_{A90,\ 15min}$.

5.0 BESS NOISE ASSESSMENT

5.1 Noise from the BESS will be at a very low level outside the new residential properties but the 200 Hz component may be discernible at times during the night time, hence a correction of +4 dB has been applied to the predicted specific sound level.

5.2 Table 3 describes the cumulative BS 4142 assessments for the nigh time period, assessed at the nearest residential receptor.

Assessment Item	**Noise Level**
Specific Sound Level	20 dB $L_{Aeq,\ 15\ min}$
Character correction	+ 4
Rating Sound Level	24 dB $L_{Aeq,\ 15\ min}$
Background Noise Level	30 dB $L_{A90,\ 15\ min}$
BS 4142 Assessment Level	- 6 dB

Table 3 - BS 4142 Assessment of BESS Noise at the nearest dwelling

5.3 The assessment in Tables 3 demonstrates that the BS 4142 rating level is 6 dB below the background noise level at the nearest dwellings during the night time. This demonstrates a low noise impact under BS 4142 at all receptors.

5.4 Associated noise levels within the nearest bedrooms and living rooms will be significantly lower than these values (below NR 10 with windows open), which is acceptable.

5.5 The assessment demonstrates that noise from the BESS presents a low risk of disturbance and no specific noise mitigation measures are necessary to control noise from the BESS in the development site.

6.0 ROAD TRAFFIC NOISE ASSESSMENT

6.1 The ventilation strategy will comprise mechanical extract ventilation (MEV) with makeup air through window-mounted trickle vents.

6.2 The measurements described above have been used to calibrate an acoustic model of the site. The model has been produced using IMMI 2026 noise mapping software and has used the propagation methodology of ISO 9613, which takes into account the effects of geometric divergence, acoustic screening and ground and atmospheric absorption. The model has used 50% hard/ soft ground (G=0.5), ambient temperature of 10 degrees C and a relative humidity of 70%. Downwind propagation has been assumed to represent a worst-case assessment.

6.3 Appendix C describes the predicted L_{Aeq} noise contours across the proposed development site for the day and night-time periods. The daytime noise contours are at a height of 1.5 metres and the night-time contours at a height of 4 metres to represent bedroom height.

6.4 Detailed spectral noise calculations have been undertaken to determine the glazing requirements for habitable rooms. The calculations are based on representative plots as shown on the plans and elevations provided by Vistry Group.

Sound Insulation Specification

6.5 Non-glazed elements of the façade will comprise cavity masonry construction and will achieve a minimum sound insulation performance of 52 dB R_w.

6.6 The minimum required sound insulation performances for glazed elements to rooms affected by road noise are shown in Table 4. The acoustic zones are described in Figure 2.

Glazed Element	Minimum SRI (dB) per Octave Band Centre Frequency (Hz)					
	125	250	500	1k	2k	4k
Bedrooms and Living Rooms (Zone A, Roadside)	24	26	34	39	41	41
Bedrooms elsewhere and all living rooms	24	20	31	37	38	37

Table 4 - Minimum Glazing Sound Insulation Performance

6.7 In making a comparison with the values in Table 4, it is important that suppliers provide glazing figures that are the result of tests in accordance with ISO 10140, Part 2: 2010 and that the quoted minimum sound reduction specifications are met by the entire glazing system as a whole, including frames, seals, any insulated panels and not just the glass.

6.8 To assist with the selection process, the following glazing configurations, if installed properly, would be capable of achieving the required sound reduction performance:

Zone A Bedrooms and Living Rooms - Minimum 37 dB R_w
Munster 4mm glass / 14mm cavity / 6.76mm laminated glass
All other Bedrooms and Living Rooms - Minimum 33 dB R_w
Munster 4mm glass / 16mm cavity / 4mm glass

6.9 The minimum required sound insulation performance for ventilation systems is shown in Table 5 for the rooms affected by road noise.

Ventilation Unit	Minimum $D_{n,e}$ (dB) per Octave Band Centre Frequency (Hz)					
	125	250	500	1k	2k	4k
Bedrooms (Zone A, Roadside)	41	39	36	43	45	45
Living Rooms (Zone A, Roadside) Bedrooms (Zone B, Roadside)	29	39	36	34	38	43
Bedrooms and living rooms elsewhere	19	34	34	30	31	36

Table 5 - Minimum Ventilation Sound Insulation Performance

6.10 Note that the stated minimum performance values in Table 5 assume two open vents per room.

6.11 To assist with the selection process, the following ventilation units, if installed properly, would be capable of achieving the sound reduction performance described in Table 5:

Zone A Bedrooms - Minimum 42 dB $D_{n,e,w}$
Greenwood 2500EAW AC1
Zone A Living Rooms and Zone B Bedrooms - Minimum 36 dB $D_{n,e,w}$
Munster M335 AV17
All other living rooms and bedrooms - Minimum 32 dB $D_{n,e,w}$
Munster M335 TV

6.12 In making a comparison with the ventilation acoustic specifications in Table 5, it is important that the vent manufacturer's test data is the result of laboratory tests undertaken on the specific model, size and free area of the proposed unit. The tests must be undertaken with the vent open and installed in a manner that is representative of the proposed installation.

6.13 With the recommended measures given, noise within all habitable rooms would comply with the established internal noise criteria.

Noise Levels in External Amenity Areas

6.14 With reference to the measurement results and screening provided by the proposed garden fences to plots (including 2.4m fences to plots 70 and 86), noise levels in all gardens will be below 55 dB $L_{Aeq,\ 16\ hour}$, which is acceptable.

7.0 APPROVED DOCUMENT O NOISE REQUIREMENTS

7.1 Approved Document O (ADO) of the Building Regulations requires all new dwellings to provide mitigation to control overheating.

7.2 Section 3 of the document provides thresholds for night-time noise levels within bedrooms, stating:

"Windows are likely to be closed during sleeping hours if noise within bedrooms exceeds the following limits:
a. 40 dB L_{AeqT}, averaged over 8 hours (between 11pm and 7am).
b. 55 dB L_{AFmax}, more than 10 times a night (between 11pm and 7am)."

7.3 Using the results of the above noise assessment, calculations have been undertaken to determine internal noise levels with windows open.

7.4 The overheating assessments may assume that the majority of bedroom windows in the development are freely open during the night time (23:00 to 07:00 hours).

7.5 Bedrooms nearest Steyning Bypass in Acoustic Zone A (described in Figure 2) will be subject to noise levels that exceed the ADO night-time noise limits in bedrooms with windows open.

7.6 Overheating assessments for the bedrooms in Acoustic Zone A therefore assume that windows are closed during the night time period (23:00 to 07:00 hours). The preliminary overheating assessment completed by Briary Energy considers solar gain through the glazing systems and specifies elevated mechanical ventilation rates for affected bedrooms.

8.0 CONCLUSIONS

8.1 Vistry Group has appointed 24 Acoustics Ltd to undertake a noise assessment in relation to a proposed residential development at Glebe Farm, Steyning to address the relevant planning conditions from the outline and reserved matters consents.

8.2 Noise measurements have been carried out at the site to determine the prevailing levels during daytime and night-time periods.

8.3 Noise from the adjacent battery storage scheme has been assessed under BS 4142 and is acceptable at the new properties.

8.4 Recommendations have been provided for the acoustic performance of glazing and ventilation to habitable rooms. It is concluded that with the recommended measures given, noise within all habitable rooms would comply with maximum internal noise levels as stated in BS 8233:2014, which is acceptable and in line with the planning requirements.

8.5 Noise levels in external amenity areas and private gardens have been considered and will be acceptable with the proposed mitigation measures.

8.6 In line with outline planning condition 16, noise measurements shall be undertaken in a representative sample of rooms that require mitigation to demonstrate compliance with the criteria set out above. The report shall be submitted to the Local Planning authority for approval.

8.7 On the above basis, an appropriate acoustic environment will be provided to the residential properties across the site, in line with the planning requirements.



Project: Glebe Farm	**Title:** Site Plan and Measurement Locations	
DWG No: Figure 1	**Scale:** N.T.S.	**Rev: -**
Date: October 2026	**Drawn By:** NM	**Job No:** 11951



Project: Glebe Farm	**Title:** Acoustic Zones	
DWG No: Figure 2	**Scale:** N.T.S.	**Rev: -**
Date: October 2026	**Drawn By:** NM	**Job No:** 11951

APPENDIX A: ACOUSTIC TERMINOLOGY

Noise is defined as unwanted sound. The range of audible sound is from 0 to 140 dB. The frequency response of the ear is usually taken to be around 18 Hz (number of oscillations per second) to 18000 Hz. The ear does not respond equally to different frequencies at the same level. It is more sensitive in the mid-frequency range than the lower and higher frequencies and because of this, the low and high frequency components of a sound are reduced in importance by applying a weighting (filtering) circuit to the noise measuring instrument. The weighting which is most widely used and which correlates best with subjective response to noise is the dBA weighting. This is an internationally accepted standard for noise measurements.

For variable sources, such as traffic, a difference of 3 dBA is just distinguishable. In addition, a doubling of traffic flow will increase the overall noise by 3 dBA. The 'loudness' of a noise is a purely subjective parameter, but it is generally accepted that an increase/ decrease of 10 dBA corresponds to a doubling/ halving in perceived loudness.

External noise levels are rarely steady, but rise and fall according to activities within an area. In attempt to produce a figure that relates this variable noise level to subjective response, a number of noise indices have been developed. These include:

i) The L_{Amax} noise level

This is the maximum noise level recorded over the measurement period.

ii) The L_{Aeq} noise level

This is "equivalent continuous A-weighted sound pressure level, in decibels" and is defined in British Standard BS 7445 as the "value of the A-weighted sound pressure level of a continuous, steady sound that, within a specified time internal, T, has the same mean square sound pressure as a sound under consideration whose level varies with time".

It is a unit commonly used to describe construction noise and noise from industrial premises and is the most suitable unit for the description of other forms of environmental noise. In more straightforward terms, it is a measure of energy within the varying noise.

iii) The L_{A10} noise level

This is the noise level that is exceeded for 10% of the measurement period and gives an indication of the noisier levels. It is a unit that has been used over many years for the measurement and assessment of road traffic noise.

iv) The L_{A90} noise level

This is the noise level that is exceeded for 90% of the measurement period and gives an indication of the noise level during the quieter periods. It is often referred to as the background noise level and is used in the assessment of disturbance from industrial noise.

APPENDIX B – NOISE MEASUREMENTS

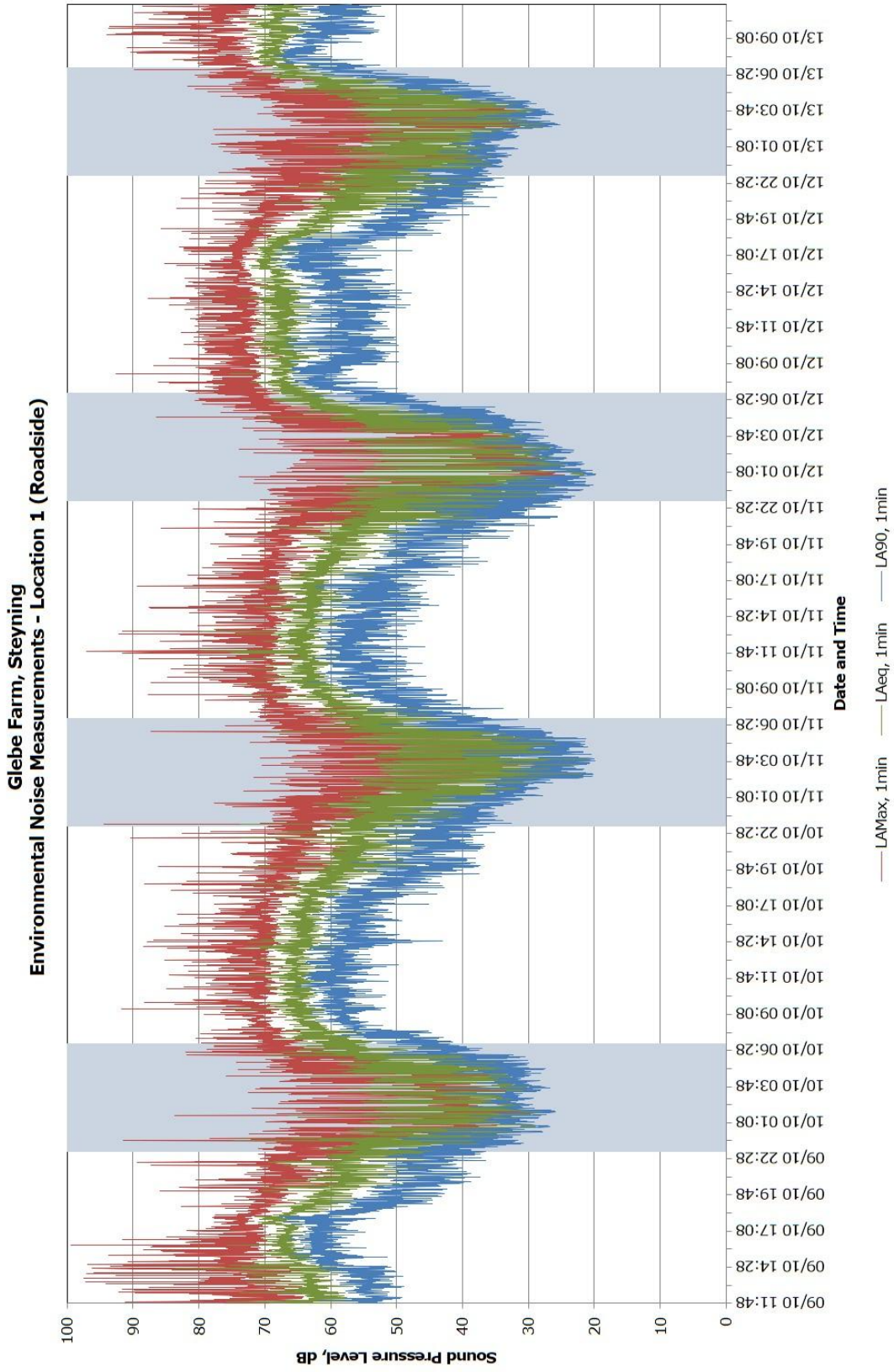

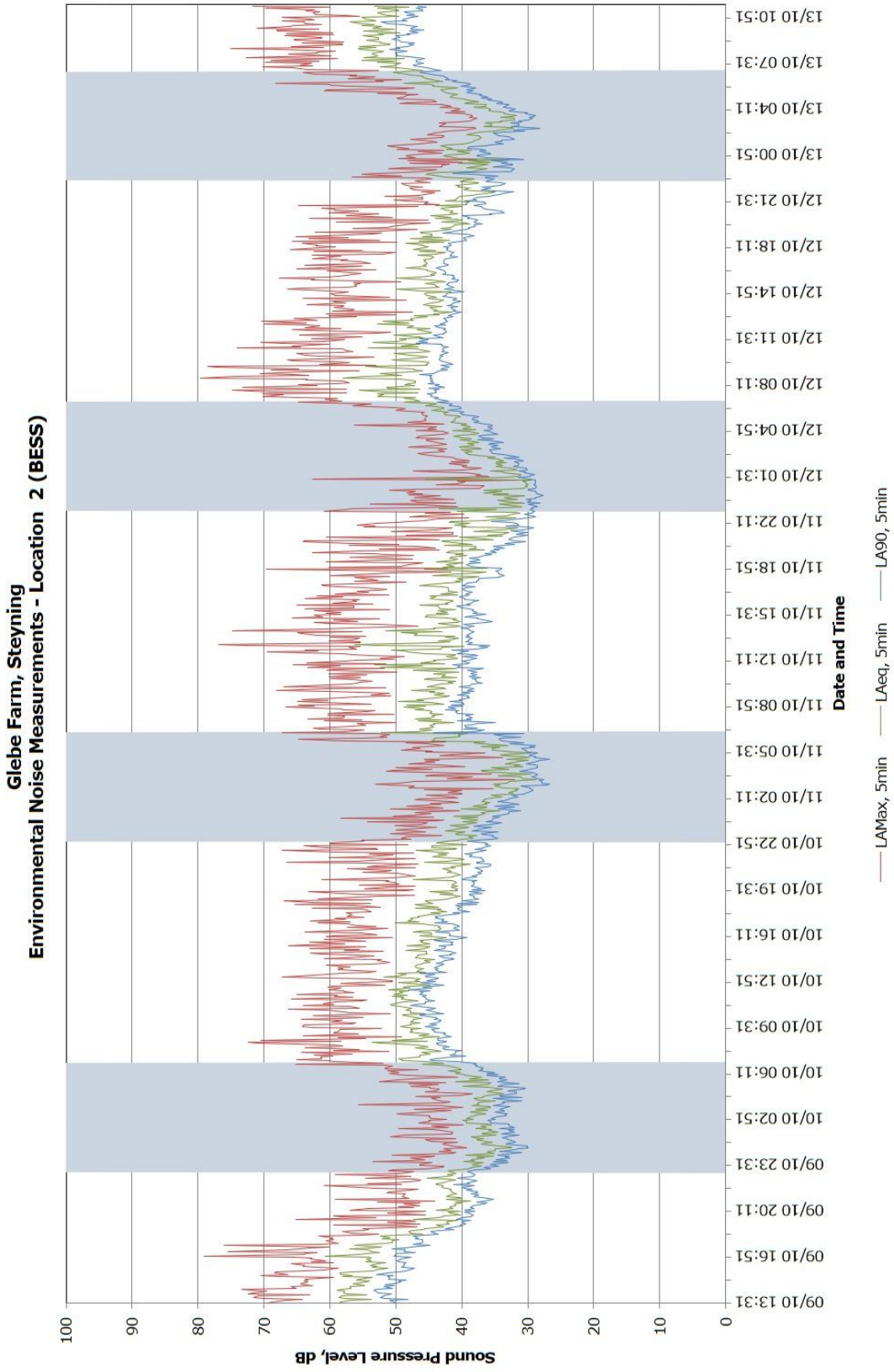
Glebe Farm, Steyning
Environmental Noise Measurements - Location 2 (BESS)
Sound Pressure Level, dB
100
90
80
70
60
50
40
30
20
10
0
Date and Time
09/10 13:31
09/10 16:51
09/10 20:11
09/10 23:31
10/10 02:51
10/10 06:11
10/10 09:31
10/10 12:51
10/10 16:11
10/10 19:31
10/10 22:51
11/10 02:11
11/10 05:31
11/10 08:51
11/10 12:11
11/10 15:31
11/10 18:51
11/10 22:11
12/10 01:31
12/10 04:51
12/10 08:11
12/10 11:31
12/10 14:51
12/10 18:11
12/10 21:31
13/10 00:51
13/10 04:11
13/10 07:31
13/10 10:51
LAMax, 5min
LAeq, 5min
LA90, 5min

BESS Low-Frequency Analysis (Location 2)

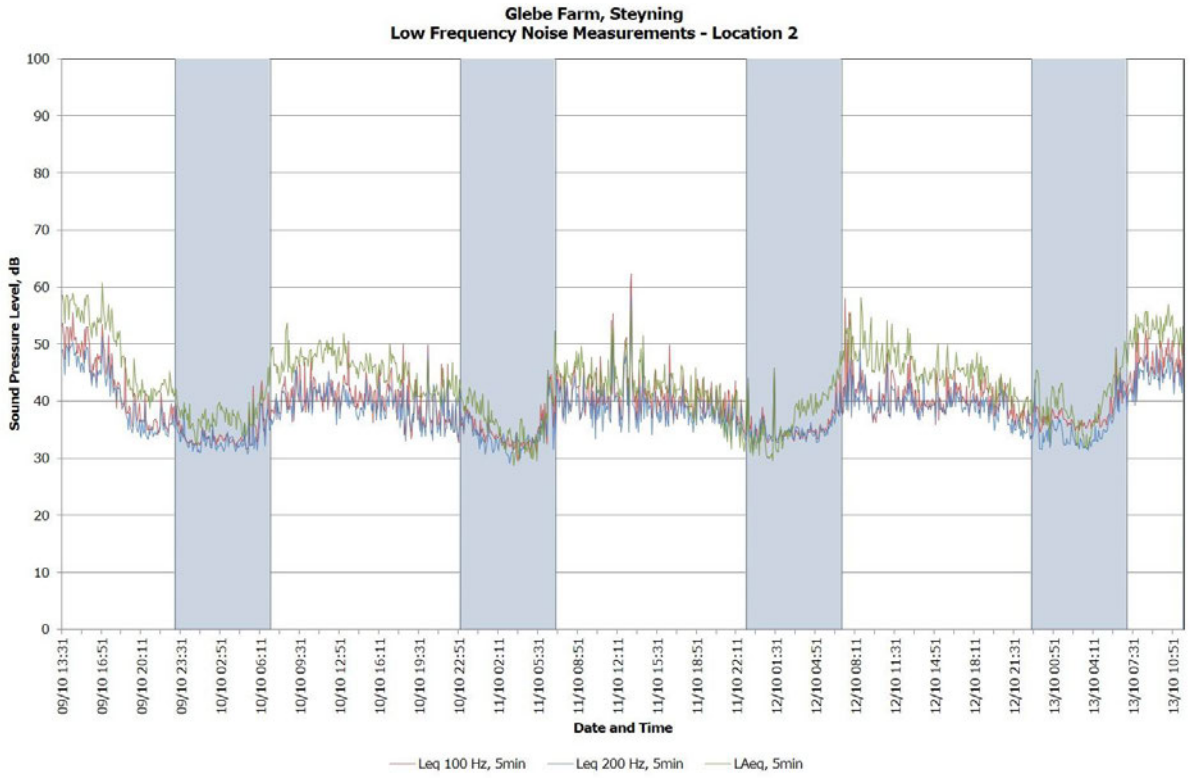

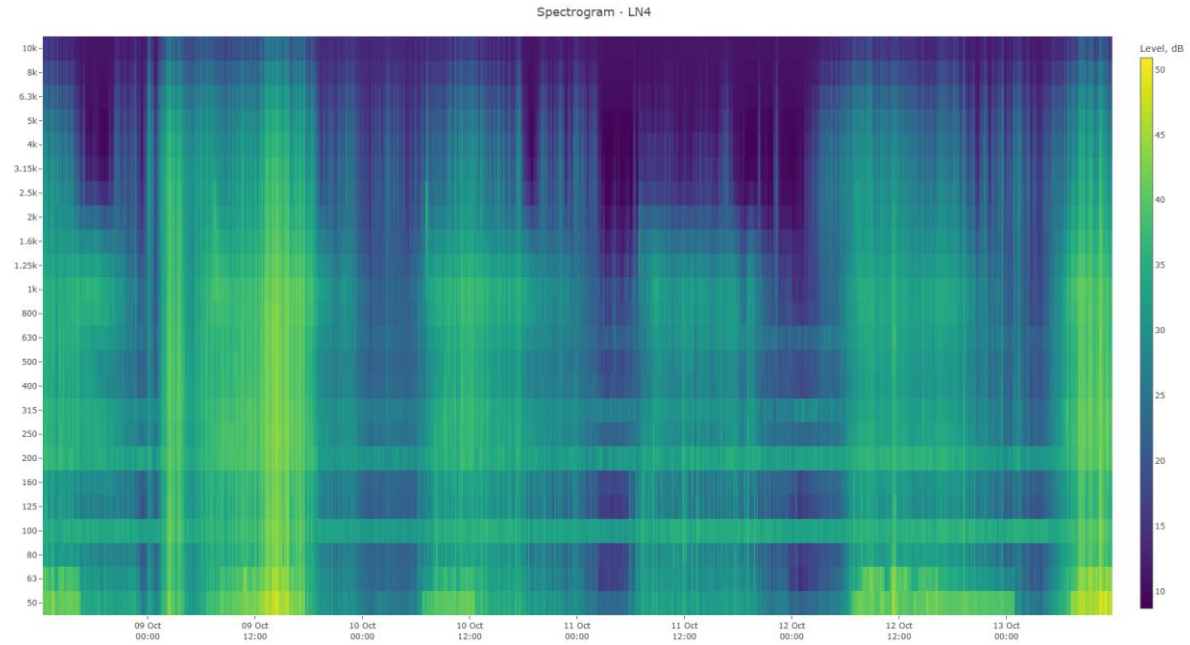

APPENDIX C – NOISE CONTOURS (WITH MITIGATION)

Daytime, dB $L_{Aeq, 16hr}$ (1.5m height)



Night Time, dB $L_{Aeq, 8hr}$ (4m height)

