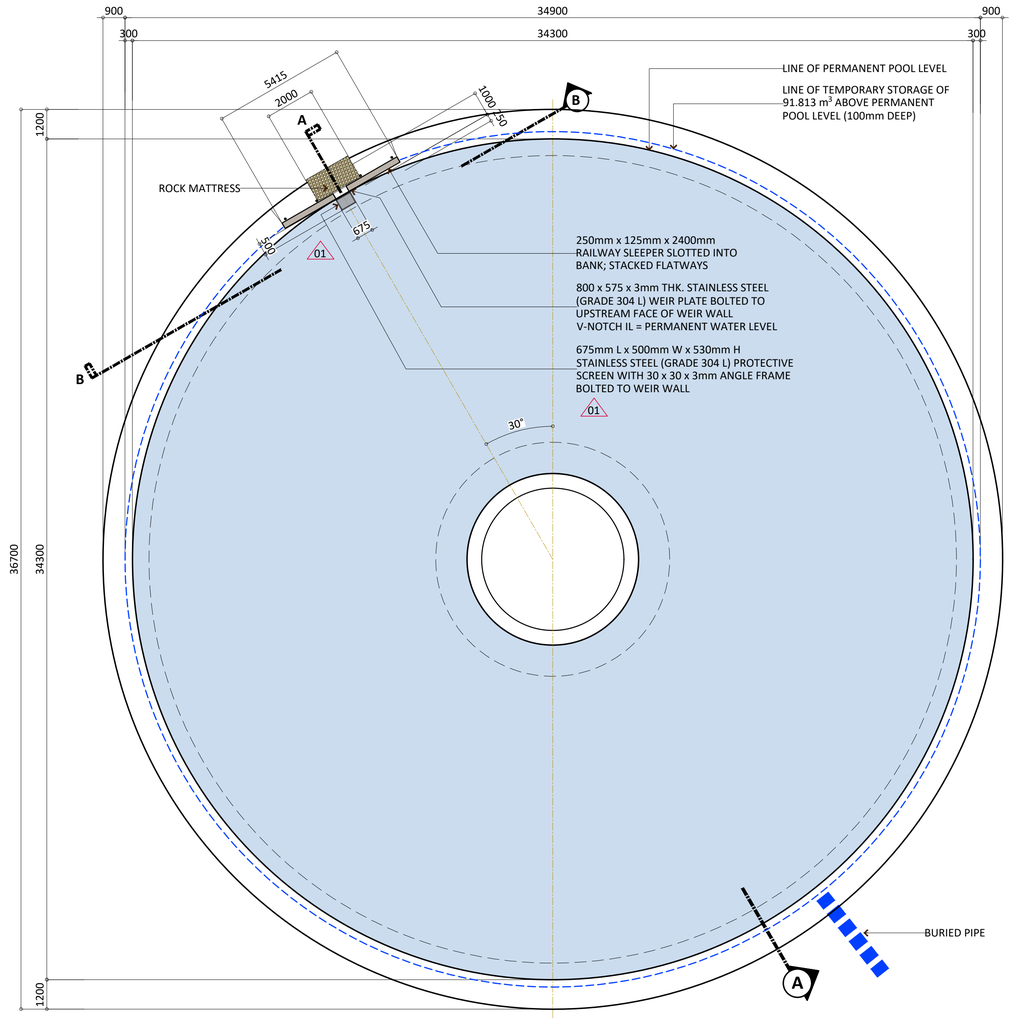

NW POND PLAN

SCALE 1 : 125 M

POND SCHEDULE	
PERMANENT POOL SURFACE AREA	885.52 m^2
PERMANENT POOL DATUM LEVEL WEIR INVERT LEVEL	00.00 mAOD
TEMPORARY STORAGE DEPTH	0.100 m
TEMPORARY STORAGE SURFACE AREA	918.130 m^2
TEMPORARY STORAGE VOLUME	91.813 m^3
NET FREEBOARD	0.300 m

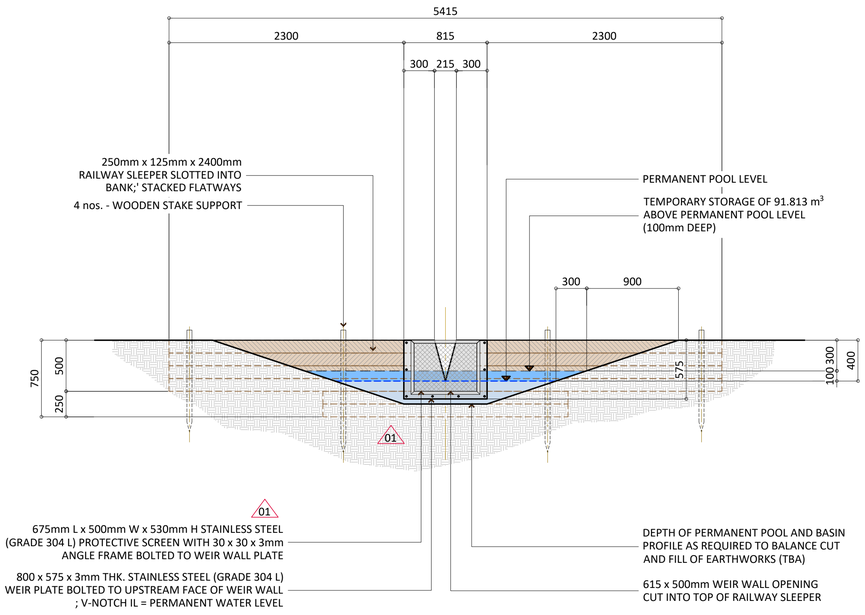

SECTION B - B

SCALE 1 : 30 M

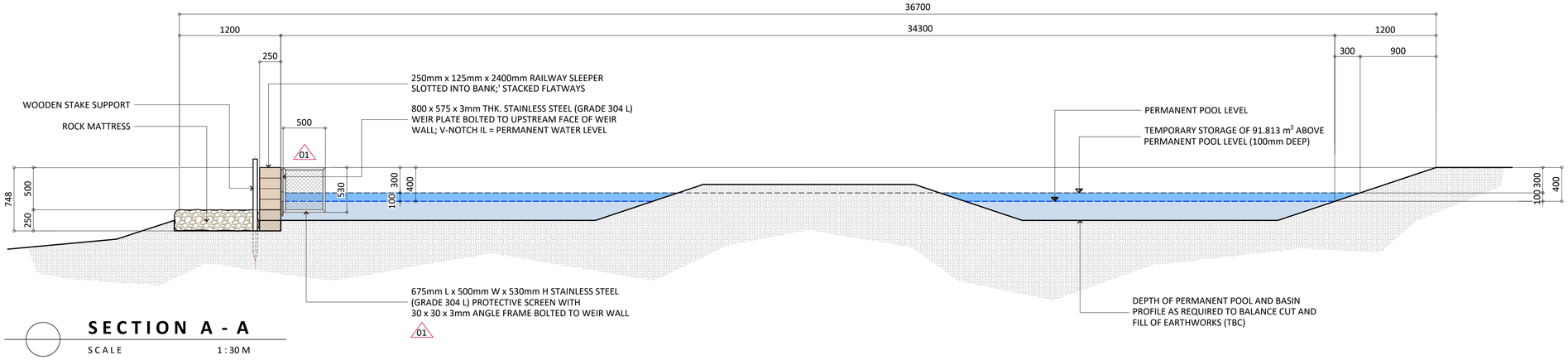

SECTION A - A

SCALE 1 : 30 M

Notes:

1. This drawing is the property of Water Design Engineers Ltd. It must not be copied or reproduced without written consent.
2. Only figured dimensions are to be taken from this drawing. All contractors must visit site and be responsible for taking and checking all dimensions related to those shown on the drawing.
3. The contractor is solely responsible for the checking and verifying the location of all underground services before and during excavation.

Liability Statement:

The purpose of this general arrangement drawing is to provide a physical layout of the drainage and groundworks to assist the contractor in accurately estimating and constructing the specified works.

These plans and the materials specified are subject to change without prior notice. Prior to bidding this contract the contractor will verify all material model numbers, dimensions, compatibility of component assemblies, pipework, electrical components, wiring and applicable site conditions, which may adversely affect either the cost or quality of the completed works. If a conflict is found the contractor will notify the owner in writing and will not start the work until he has resolved the conflict and issued in writing a "notice to proceed". If a conflict is found after the contractor has been assigned the contractor will resolve the conflict at his own expense and at no additional cost to the owner. Ducting under paving may not be shown or called out due to lack of space on plans. Once a bid has been given to the owner from the contractor change orders for either additional materials or change to materials that are not found on this plan is not acceptable and will not be allowed.

These plans do not express or imply in any way any type of trade warranty or material guarantee from the manufacturer and neither offers any type of installation warranty nor guarantee of any type for the finished work. Starting from the day the contractor signs the contract continuing in perpetuity, the design consultant having neither affiliation with nor control over either the contractor or his staff will be held harmless for actions of the contractor and his staff that may damage property or cause personal bodily. By accepting the contract, the contractor acknowledges his liability to pay full amount of any and
all damage claims filed against the owner's property, property adjacent to the owner's property or for any and all personal bodily injuries that result during or from the installation of or subsequent operation of the completed works. By signing the contract, the contractor agrees to indemnify the design consultant and pay all legal fees, fines, court settlements, and any or all other costs mentioned or not mentioned herein that may have resulted from property damage, personal bodily injury or any damage or injury caused during the installation or operation of the completed works.

01

1. Incorporate Weir Plate Stainless Steel protective Screen

m 0 2.5 5 10 12.5
Scale 1:125

north

No	Date	Reason	DRN	CHK	APR
01	21.11.2024	Detailed Design Updated following Client Instruction	EB	GR	GR
00	18.11.2024	Detailed Design	EB	GR	GR

REVISIONS

WATER DESIGN ENGINEERS
— Solving water in the landscape —

Welwyn, Pinewood Rd
High Wycombe
HP12 4DD

T : + 44 (0) 144 278 0676
E : info@waterdesign-engineers.co.uk
W : www.waterdesign-engineers.co.uk

Project

FIELD PLACE FLOOD RISK ASSESSMENT FOR RESERVOIR FIELD

Drawing

NW POND DETAIL

Scale	Date	Drawn
1:30; 1:125 @ A1	NOV '24	EB

Drawing No.	Revision
24291_ENV_ZZ_DR_D-0104	01

- ☐ Preliminary
- ☐ Issued for Planning Approval
- ☐ Issued for Construction
- ■ Detailed Design
- ☐ Issued for Tender
- ☐ As Built

Drawing sheet size - A1

Copyright Reserved ©