Windrush
Harborough Hill
West Chiltington
RH20 2PW

20th November 2023

Compliance Investigation EN/23/0483

Dear Sirs

Planning Statement

1. The new greenhouse, as applied for, is to replace an existing greenhouse on the same site. The new building is exclusively for the use of myself and my family. There are absolutely no commercial intentions.
The previous greenhouse and the site were inspected after the original application was submitted by a charming lady who was a head of your planning department.
I apologise for not having kept a note of her name. She declared herself to be very happy with our proposals.

2. A larger copy of this below is included as an attachment. This was, I assume, included in the original application.

3. I used a planning consultant to apply for consent, he is a former planning official.

I provided him with plans and I was pleased that the application was approved.

However, he did not show me the application for checking, and his description is just for a brick wall - no further specification on construction. I consider that he should have ensured that the specification he applied for was correct and safe.

The wall is 14m long by some 3.8m high. The builder employed had no hesitation in immediately ordering the strongest specification of breeze blocks (7 newtons) to build as the rear wall, with bricks to the front.

In addition, the rear wall is supported by three full height pillars (440mm x 225mm) in the same block.
Anything less would clearly not be safe.

Yours sincerely

[redacted]

This drawing is copyright and the property of Alitex Limited. It must not be copied (in whole or in part), used for manufacture or otherwise disclosed without prior written consent of the company. Any copies of this drawing made by any method must also include a copy of this legend. © Alitex Limited 2022.

Third Angle Projection

IF IN DOUBT ASK

0 1 2 3 4 Metres

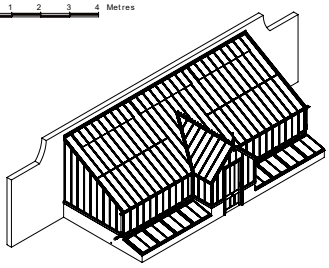

Please note: Isometric view is indicative only, internal accessories are not included in this view

Gullies to be provided by builder as shown. These should go to surface drainage or to a soakaway.

FOR CONSENT

SPECIFICATION TO BE CONFIRMED OR EXISTING WALL TO BE SURVEYED BEFORE FINAL GROUND PLAN CAN BE PROVIDED.

Supporting masonry walls to be laid properly bonded in Flemish Bond, English Bond or as agreed by the Structural Engineer. Do not use stack bond or stretcher bond with collar joint wall construction. Supporting masonry wall construction and workmanship to be in accordance with BS EN 1996 and BS EN 771. All bricks to have a minimum compressive strength of 20 MPa and water absorption between 7% and 12%. Mortar to be Strength Class M4 (Mortar Designation iii)

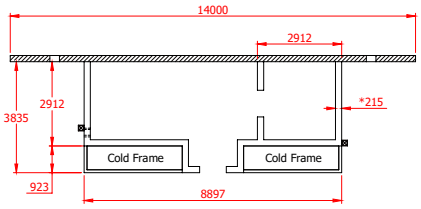

Plan View

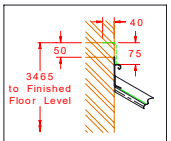

Lead Flashing (by builder) line- this is 50mm or next available mortar line above Ridge

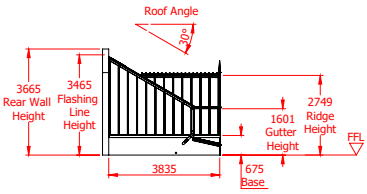

South Elevation

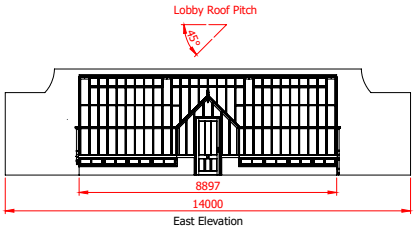

East Elevation



North Elevation

O/L = GUTTER OUT-LET
DIMENSIONS IN MILLIMETRES
PLEASE SEE SEPERATE GROUND PLAN NOTES DOCUMENT.
TOLERANCE: + OR - 5mm, EXCEPT AT DOORWAY.
* 215mm - Nominal dimension, wall should be Solid with header course.
* 102mm - Nominal dimension, single course wall Coldframes & Internal Planters Only.

The dimensions shown on this drawing are those of the required base wall. As our structures are manufactured to accommodate these dimensions the completed base MUST correspond exactly (by steel tape measure) to the measurements on this drawing. If the base wall is incorrect in any way, the expense of alterations and delay in installation etc., are the responsibility of the builder and/or the customer.

REV A - REAR WALL DETAIL SHOWN. LC. 14/04/22

ALITEX GREENHOUSES AND CONSERVATORIES

TITLE: PROPOSED GROUND PLAN - FOR A LEAN TO 30° HOUSE WITH 315mm BAYS

DRAWN	DATE	SCALE	DWG NO.	Revision
LC	30/03/22	1:100 @ A3	VPF6001/T Sheet 1 of 1	A

CHECKED	CHECKED	CUSTOMER / ORDER No.
NR 14/4/22		Mr. David Neeson, Windrush Harborough Hill 31005

ALITEX LIMITED, TORBERRY FARM, SOUTH HARTING, PETERSFIELD, HAMPSHIRE. GU31 5RG. TEL: 01730 826900. e-mail: enquiries@alitex.co.uk