Third Angle Projection

IF IN DOUBT ASK

0 1 2 3 4 Metres

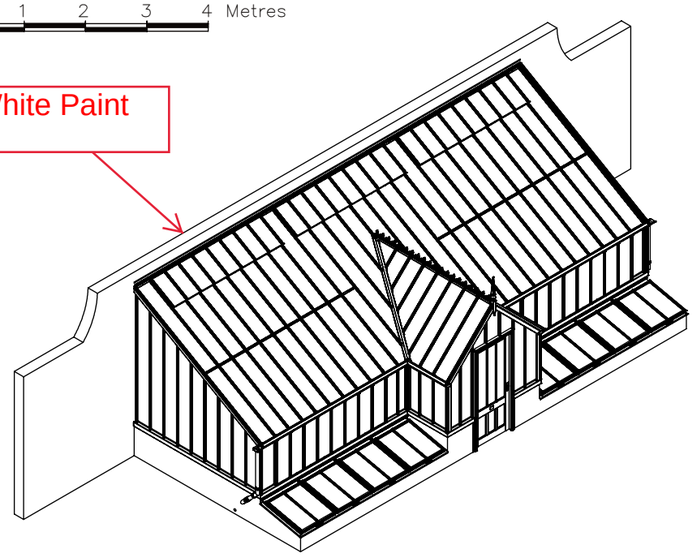

Please note: Isometric view is indicative only, internal accessories are not included in this view

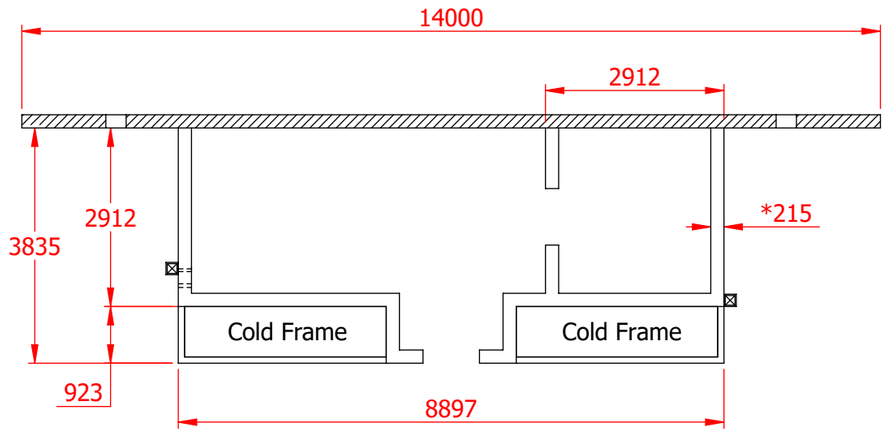

Plan View

Block wall and its supports to rear of brick wall to be painted in White Paint

Supporting masonry walls to be laid properly bonded in Flemish Bond, English Bond or as agreed by the Structural Engineer. The rear wall of the structure and its supporting pillars to consist of exposed concrete blockwork, painted with White Paint.

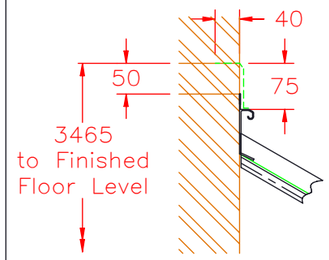

Lead Flashing (by builder) line—this is 50mm or next available mortar line above Ridge

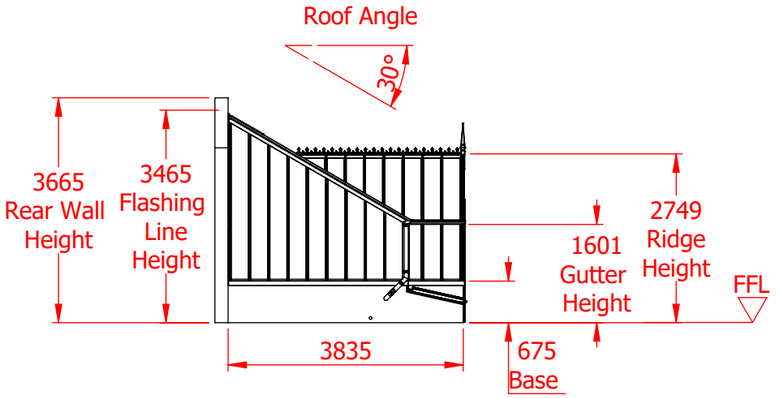

South Elevation

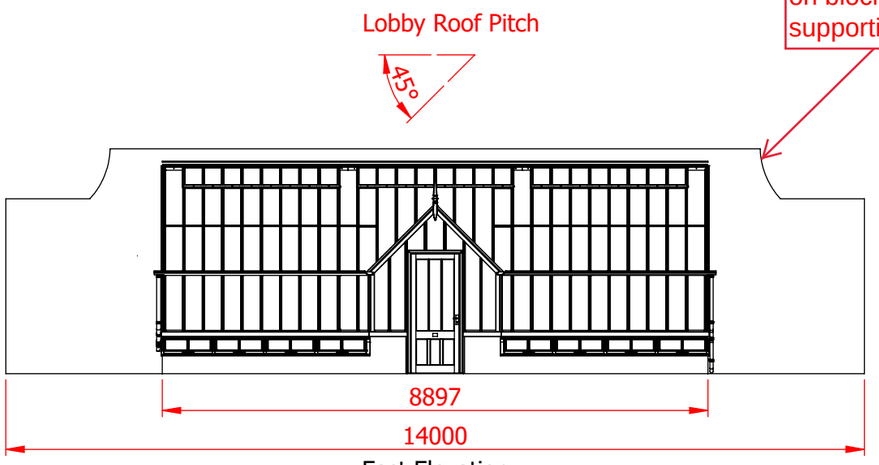

East Elevation

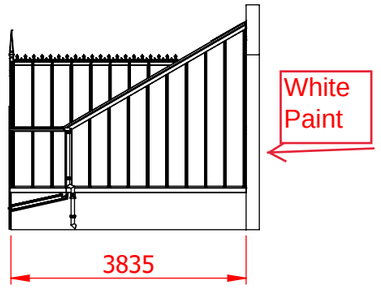

North Elevation

O/L = GUTTER OUT-LET
DIMENSIONS IN MILLIMETRES
PLEASE SEE SEPERATE GROUND PLAN NOTES DOCUMENT.
TOLERANCE: + OR - 5mm, EXCEPT AT DOORWAY.
* 215mm - Nominal dimension, wall should be Solid with header course.
* 102mm - Nominal dimension, single course wall Coldframes & Internal Planters Only.

The dimensions shown on this drawing are those of the required base wall. As our structures are manufactured to accommodate these dimensions the completed base MUST correspond exactly (by steel tape measure) to the measurements on this drawing. If the base wall is incorrect in any way, the expense of alterations and delay in installation etc., are the responsibility of the builder and/or the customer.

REV BB REAR WALL DETAIL SHOWN. LC. 1/5/24

ALITEX™ GREENHOUSES AND CONSERVATORIES

TITLE: GROUND PLAN - FOR A LEAN TO 30° HOUSE WITH 315mm BAYS

DRAWN	DATE	SCALE	DWG NO.	Revision
LC	30/03/22	1:100 @ A3	VPF6001/T Sheet 1 of 1	A
CHECKED NR 14/4/22	CHECKED	CUSTOMER / ORDER No.	Mr. David Neeson, Windrush Harborough Hill 31005	

ALITEX LIMITED, TORBERRY FARM, SOUTH HARTING, PETERSFIELD, HAMPSHIRE. GU31 5RG. TEL: 01730 826900. e-mail: enquiries@alitex.co.uk