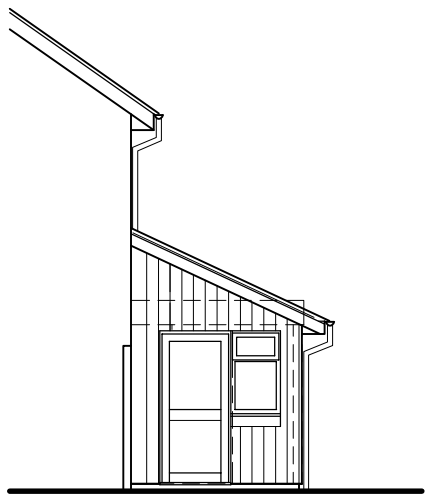

SOUTH ELEVATION



EAST ELEVATION

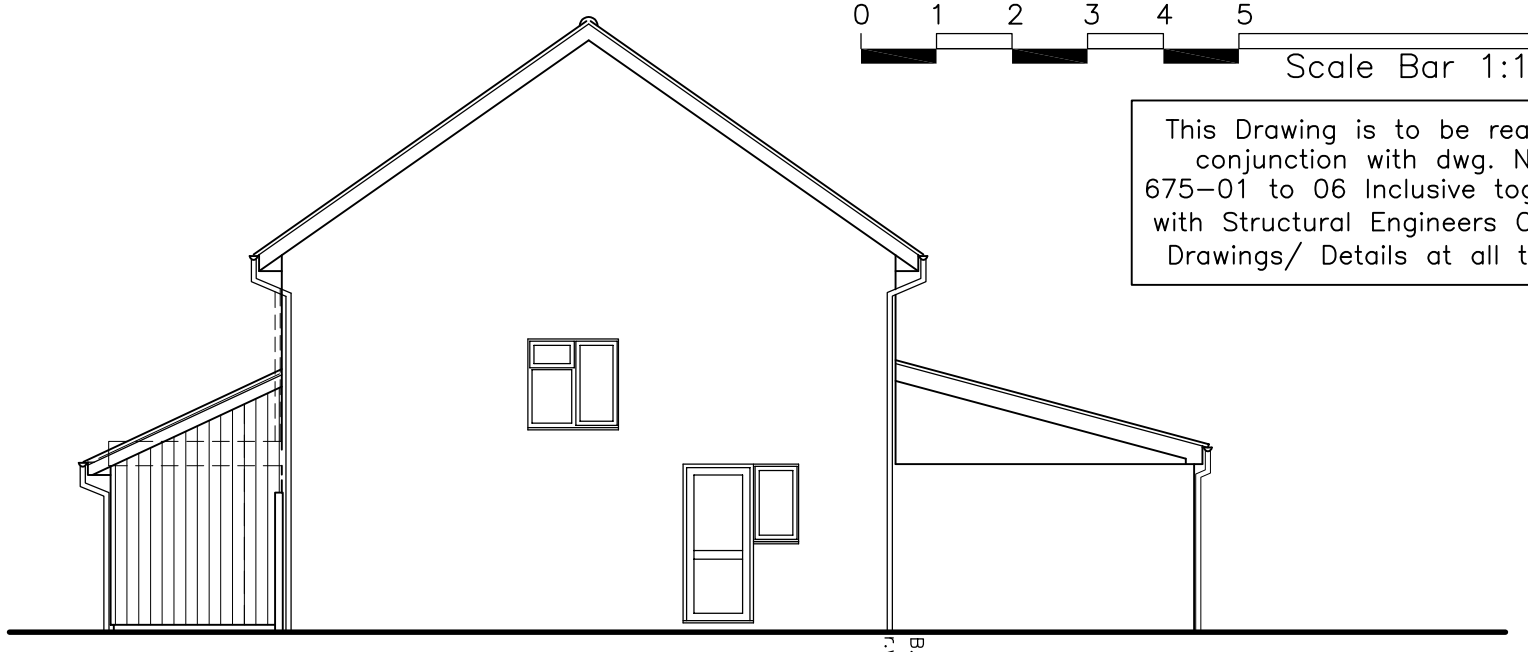

NORTH ELEVATION

0 1 2 3 4 5 10m

Scale Bar 1:100

This Drawing is to be read in conjunction with dwg. No. 675–01 to 06 Inclusive together with Structural Engineers Cal's/ Drawings/ Details at all times

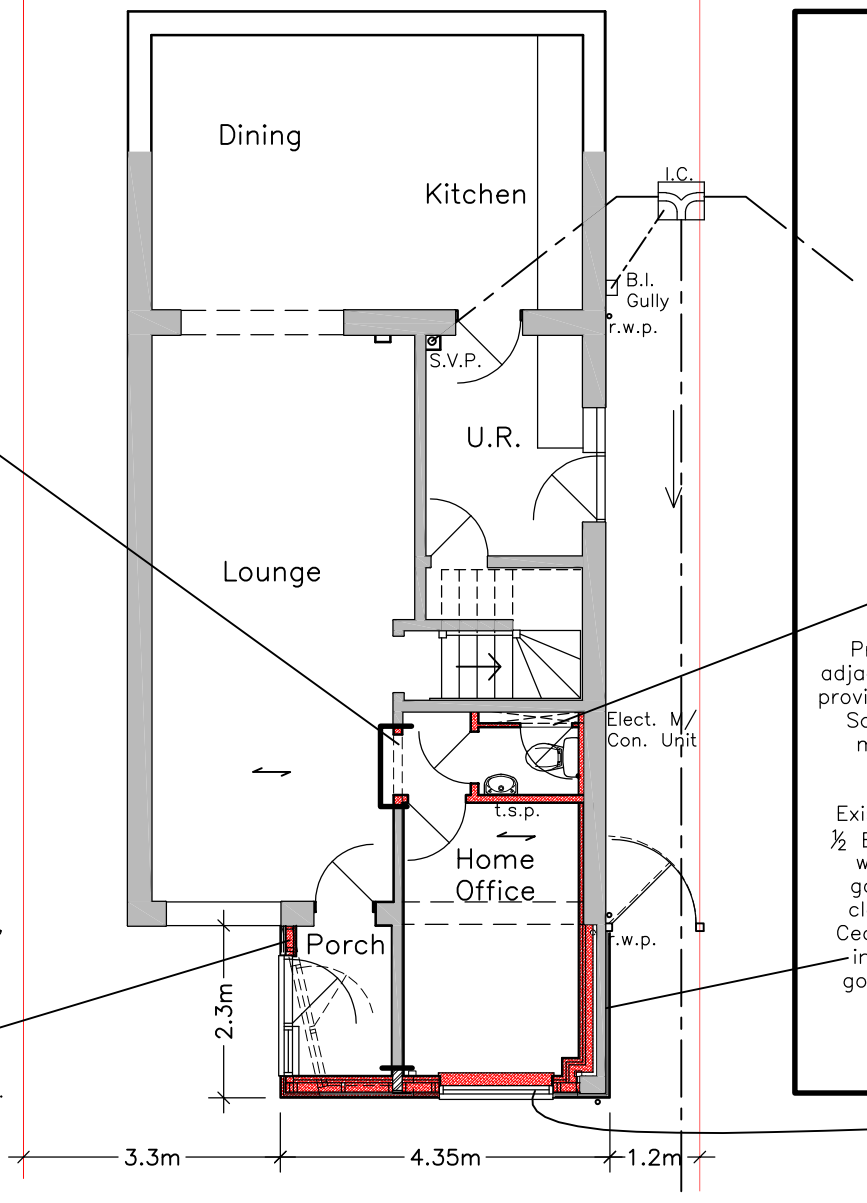

GROUND FLOOR PLAN

Form opening within existing load bearing wall with Catnic BSD100 Box lintel or similar approved, with min. 150mm end bearing, make good all surfaces as necessary

Existing timber frame porch to be removed, rebuild with insulated timber frame construction, squaring off existing splayed wall to porch.
Existing flat roof to single storey forward projection to be removed & replaced with lean–too roof construction clad with interlocking concrete tiles to match existing.

Existing incoming electricity supply & meters/ C.U. Within the rear of the existing garage are to be retained as existing. Form Cup'b enclosure around same with outward opening access door opening over the proposed WC Pan, to provide/ maintain access to same. Provide additional lift out access panel as required, below proposed door, along side proposed WC Pan. All details to be agreed on site to suit conditions found, make good all surfaces as necessary.

Proposed WC & adjacent basin to be provided with suitable Saniflow pumped macerator unit

Remove existing garage door, retain existing solid brick walls to either side of garage doors, adapt southern brick pier as necessary. Infill same with section of timber frame construction. To be formed with 47x122mm treated studwork at max. 400mm centres, outer face of studwork is to be clad with 9mm Ex. grade ply. With all edges supported, fixed to studs with 3.0mm dia. nails x 50mm long at max. 150mm centres to sheet edges & 300mm centres to sheet interior.

Existing section of ½ Brick side return wall of existing garage is to be clad with Eternit Cedral cladding as indicated, make good all surfaces as necessary

Exterior face of proposed timber frame construction together with retained section of forward projecting ½ brick wall to northern side, to be clad externally with Eternit Cedral cladding, to match existing. Provide & fix all necessary tilting fillets/ trim/ cover plates as necessary all to be installed in strict accordance with all relevant manufacturer's instructions as appropriate.

Rev.	Description	Date
A	Drawing completed for Planning Submission	01/11/24

The Client is advised to ascertain and comply with his duties under the C.D.M. Regs 2015 and his obligations under the Party Wall etc. Act 1996 and Equality Act 2010 where applicable.
Contractors must verify all dimensions on site before commencing any work.
The copyright of this drawing is reserved.
The drawing must not be disclosed without authority
The drawings and drawing notes do not purport to cover each and every item required to complete the project, the notes are not a specification of works, the contractor is advised to verify the full extent of the works with the client.
This drawing to be read in conjunction with Designers Risk Assessment

Project

16 Finians Field,
Barns Green,
W. Sx. RH13 0PW

Proposed Garage Conversion/ Adaption of Front Extension Plans As Proposed

Client

Mr & Mrs Blick

Drawing no. 675–03 (A3) A

Scale 1 : 100

Date June 2024

KG DESIGNS
ARCHITECTURAL CONSULTANT

Longacre, Bentons Lane, Dial Post,
Horsham, West Sussex RH13 8NW
Tel : 01403 711666
E-MAIL : kgd@kgdesigns.com