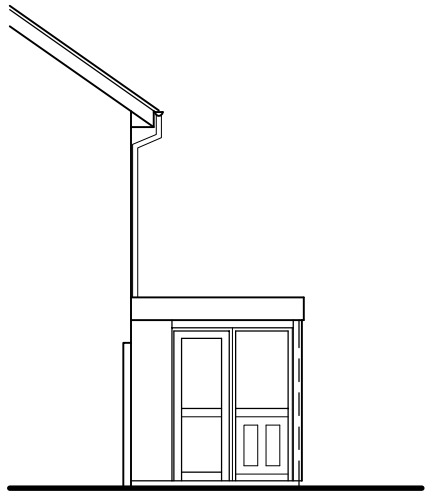

SOUTH ELEVATION



EAST ELEVATION

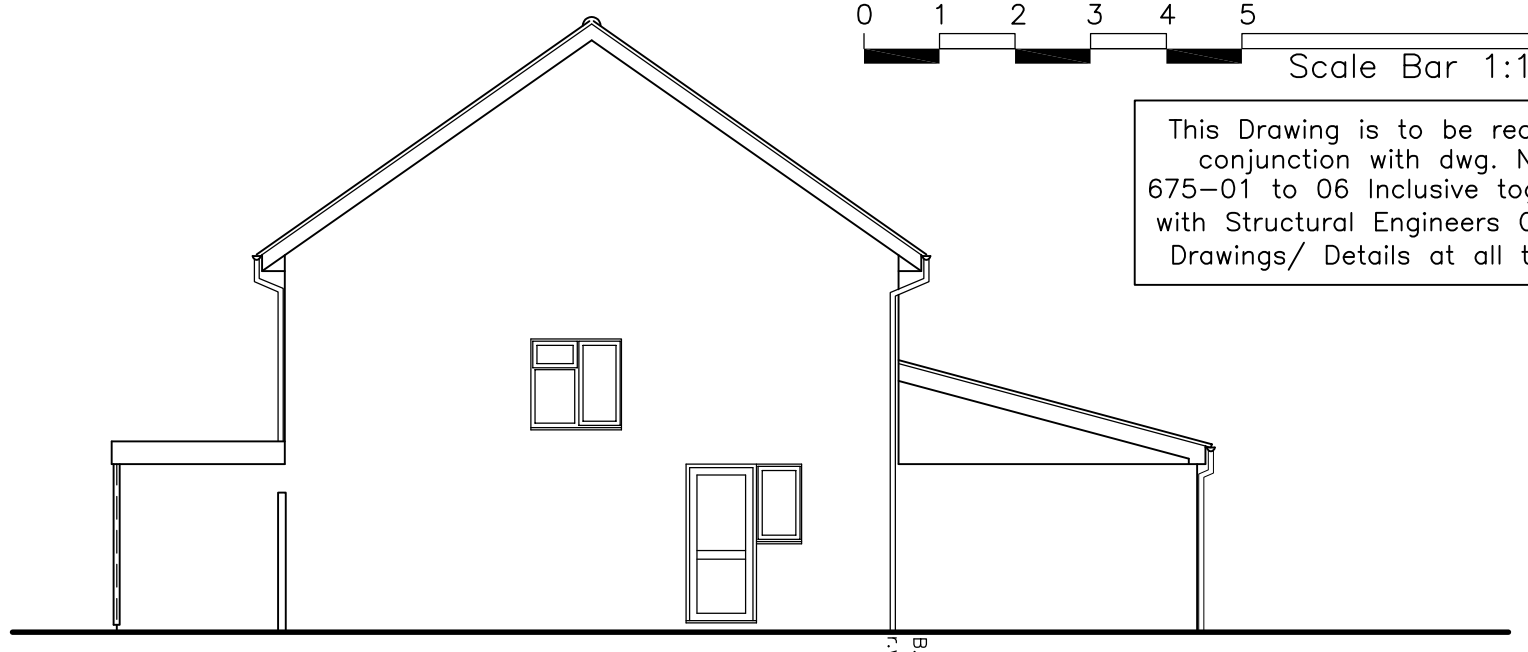

NORTH ELEVATION

This Drawing is to be read in conjunction with dwg. No. 675–01 to 06 Inclusive together with Structural Engineers Cal's/ Drawings/ Details at all times

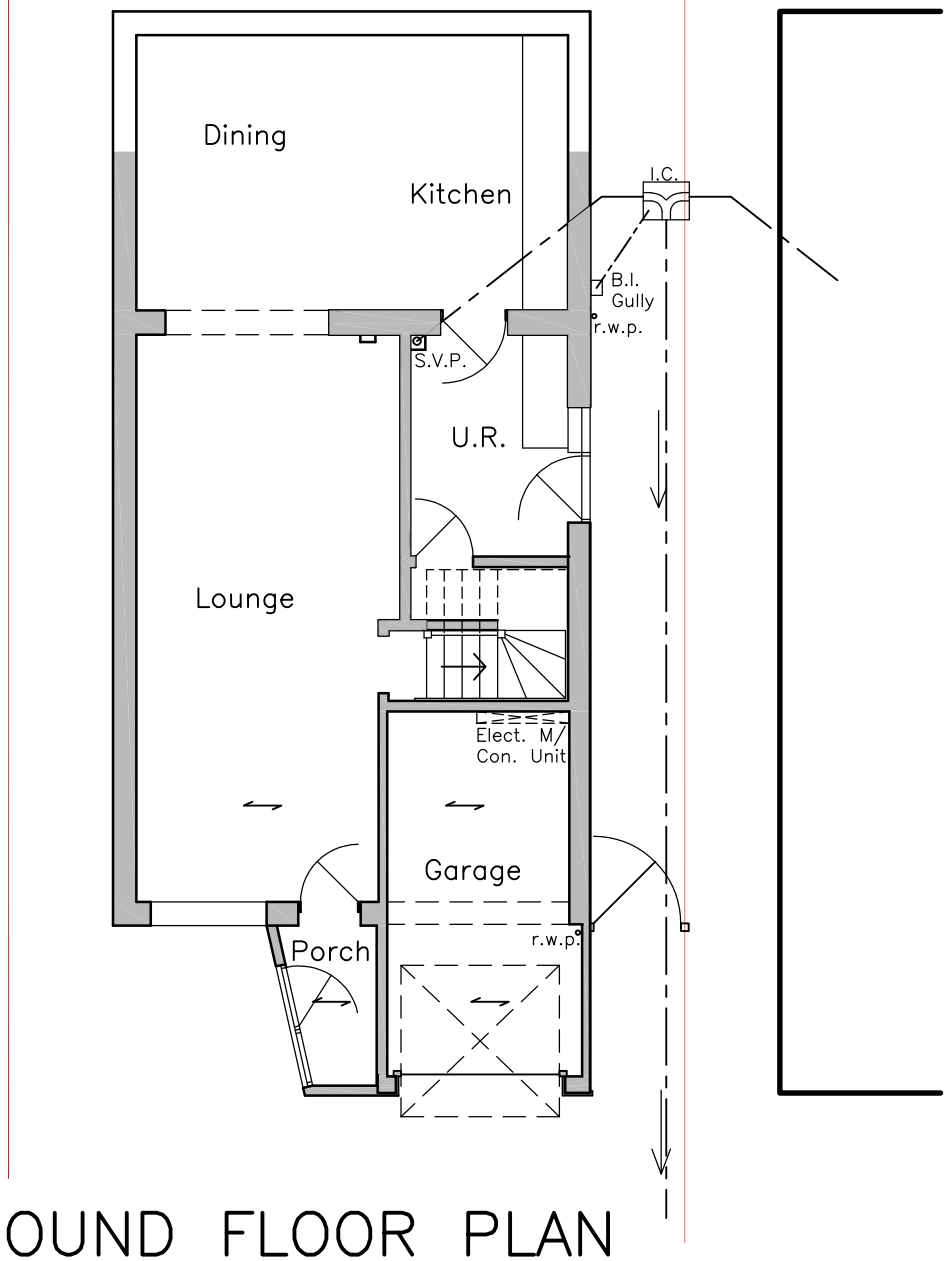

GROUND FLOOR PLAN

Rev.	Description	Date
A	Drawing completed for Planning Submission	01/11/24

The Client is advised to ascertain and comply with his duties under the C.D.M. Regs 2015 and his obligations under the Party Wall etc. Act 1996 and Equality Act 2010 where applicable.
Contractors must verify all dimensions on site before commencing any work.
The copyright of this drawing is reserved.
The drawing must not be disclosed without authority
The drawings and drawing notes do not purport to cover each and every item required to complete the project, the notes are not a specification of works, the contractor is advised to verify the full extent of the works with the client.
This drawing to be read in conjunction with Designers Risk Assessment

Project

16 Finians Field,
Barns Green,
W. Sx. RH13 0PW

Proposed Garage Conversion/ Adaption of Front Extension Plans As Existing

Client

Mr & Mrs Blick

Drawing no. 675–02 (A3)

Scale 1 : 100

Date June 2024

KG DESIGNS
ARCHITECTURAL CONSULTANT

Longacre, Bentons Lane, Dial Post,
Horsham, West Sussex RH13 8NW
Tel : 01403 711666
E-MAIL : kgd@kgdesigns.com