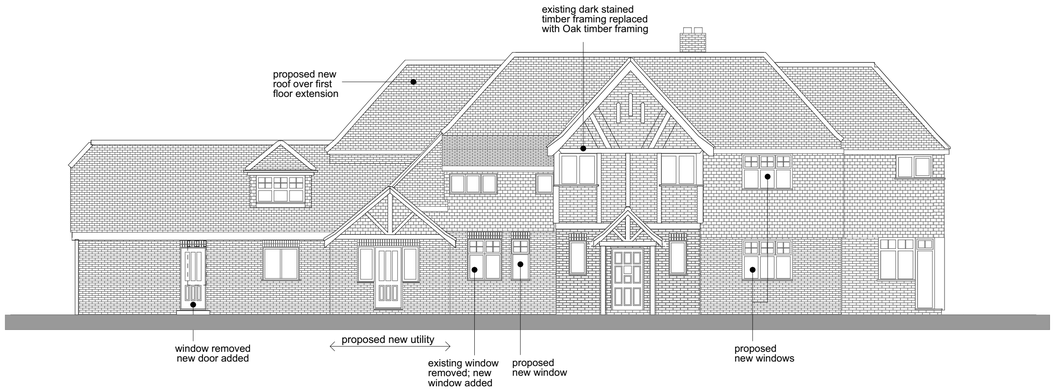

North Elevation

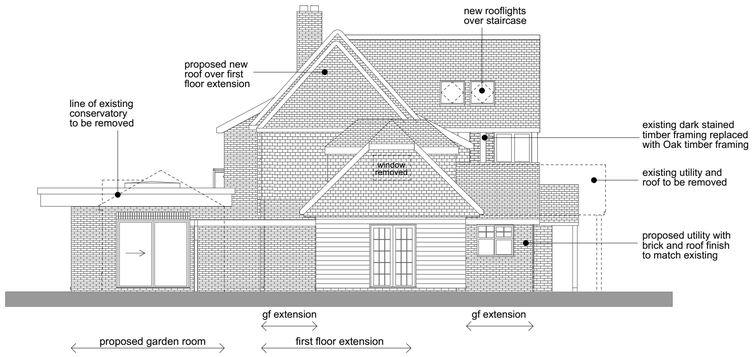

East Elevation

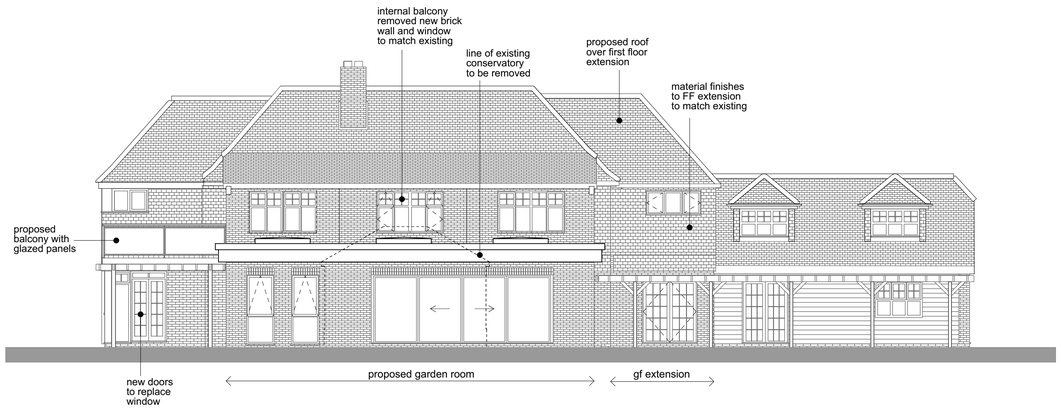

South Elevation

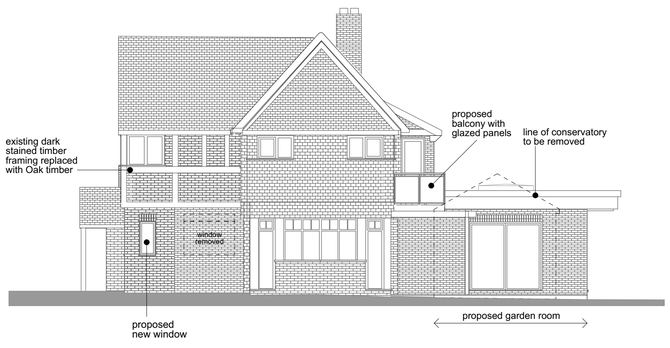

West Elevation



Rear Perspective



Front Perspective

Do not scale from this drawing unless for Planning purposes.

Figured dimensions only shall be taken from this drawing.

All dimensions must be checked on site by the Contractor prior to the commencement of any fabrication or building works and any discrepancies brought to the attention of the client and/or Architect immediately.

This drawing is to be read in conjunction with all other drawings, specialist consultants' drawings, together with structural engineers' details and calculations. Any disparity between drawings to be brought to the attention of the client and/or Architect.

The contractor is to check all wall widths and spans prior to ordering any lintols or beams. The contractor to check with Catnic or I.G etc for the correct lintol type to suit the situation.

All works are to be carried out in strict accordance with the relevant sections of the current approved Building Regulations, Structural Engineers' details and calculation (where applicable), Codes of Practice and Manufacturers recommendations.

Boundary and tree positions shown are approximate only. client to organize a Land Survey company should they require accurate positions and site levels.

The contractor is to ensure adequate precautions are taken in respect of Health and Safety legislation at all times throughout the duration of the works.

The Drawing Notes and/or specification does not purport to cover each and every item required to complete the project. The contractor is advised to verify the full extent of the works with the client.

This drawing is the property of Helen Gaffney and may not be reproduced without permission.

PROPOSED MATERIALS:

New plain tile roof finish to match existing
Brickwork to new extension(s) to match existing
Vertical tile finish to new extension to match existing
New gutters & RWPs to be painted black to match existing
New stepped fascias to proposed flat roof to be charcoal grey finish on top over light grey
New doors and windows to garden room to be grey finish
New windows to match existing

ALL MATERIALS SUBJECT TO LOCAL AUTHORITY APPROVAL

PROPOSED ELEVATIONS

Scale 1:100 0 1 2 3 4 5 6 7 8 9 10

drawing status: PLANNING SUBMISSION	project ref: 660/24	drawing no: 200 revision:
title: Elevations	project: Highcroft, Rudgwick, West Sussex RH12 3DB	
date: May '25 scale: 1:100 - A1 sheet drawn: HG	client: Debbie and Nigel Barnett	

Gaffney Architecture
Chartered Architects
Kinsale Blue, Compton's Brow Lane, Horsham, West Sussex RH13 6BX
T 01403 265003 **M** 07881 922145 **E** helen@gaffneyarchitecture.com