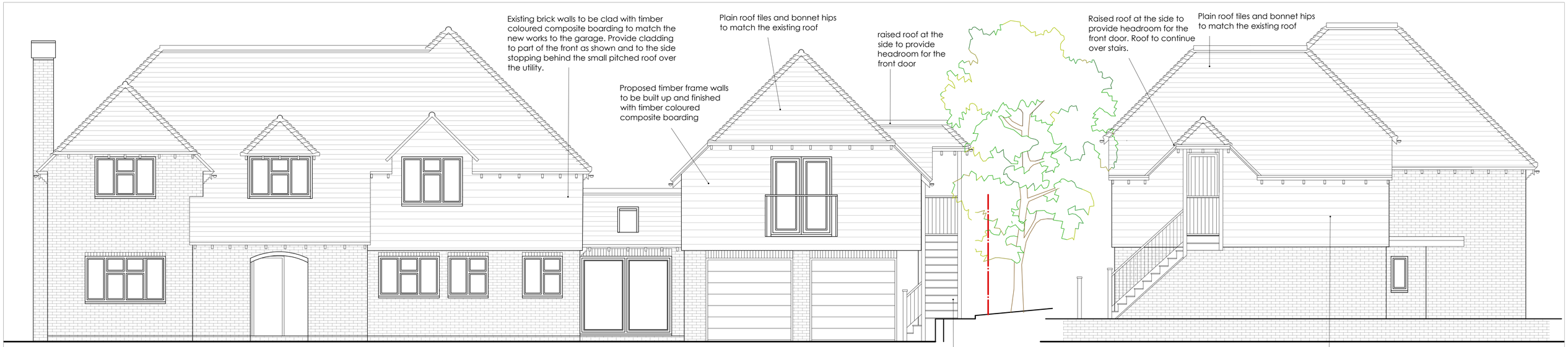

PROPOSED EAST ELEVATION 1:50

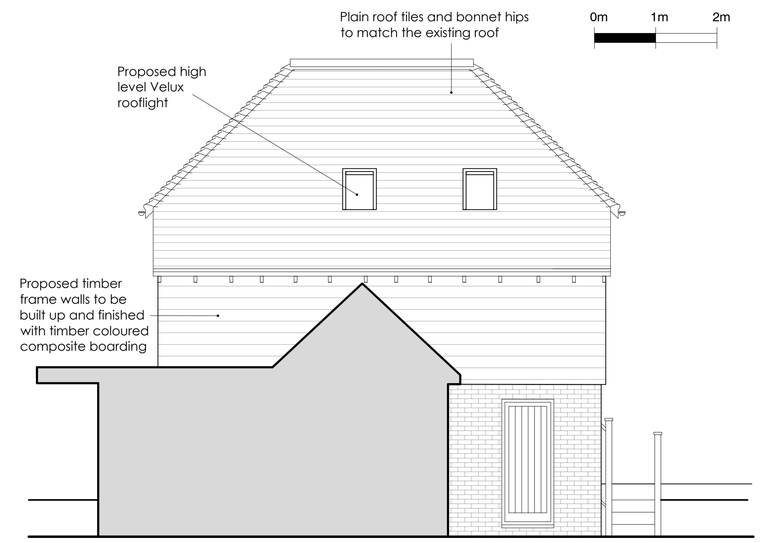

PROPOSED SOUTH ELEVATION 1:50



PROPOSED WEST ELEVATION 1:50

0m 1m 2m

PROPOSED NORTH ELEVATION 1:50

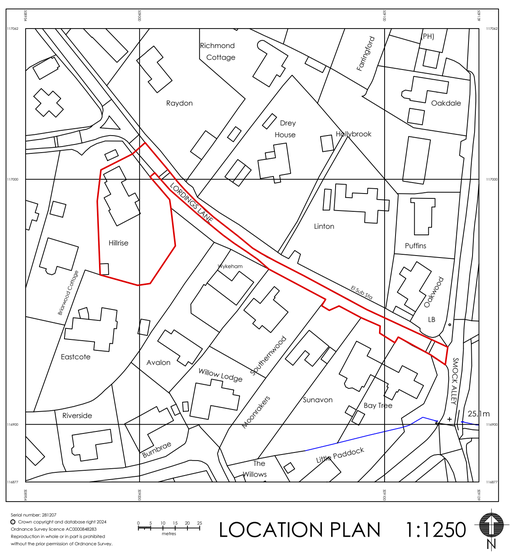

LOCATION PLAN 1:1250

REVISIONS:

A - March 2025 - The proposed external staircase is to be supported by cantilevered beams within the first floor joists and a central angled beam loaded onto the existing retaining wall. The landing at the bottom of the staircase is to be shingle. No foundations are to be installed to avoid damaging the adjacent oak tree.

HILLRISE, LORDINGS LANE, WEST CHILTINGTON

carl moore
architectural design

18 Parklands Avenue
Goring-By-Sea
West Sussex BN12 4NH

01903 533276
carl@cm-arch.co.uk

Address of Works:	HILLRISE, Lordings Lane West Chiltington RH20 2QU
Drawing Title:	Proposed First Floor Extension
Paper Size/ Scale:	A1
Date:	Jan. 2025
Drawing Number:	HM-271-03A
Revision:	A-March 2025

General Notes:

1: Do not scale from these drawings (unless for planning purposes).
2: Drawings to be read in conjunction with the structural calculations and the building notes provided.
3: The client/ contractor is advised to read the separate notes and the details provided in the structural calculations regarding the CDM regulations.
4: The property owner is reminded to serve a Party Wall Notice on any adjoining owner should they need to do so under the requirements of the Party Wall Act 1996.
5: No work should be undertaken until all consents (Planning and Building Control) have been received and approved in writing. Any work undertaken without consent is done so at the clients risk.
6: All dimensions to be checked on site prior to ordering any materials, kitchens or bathrooms.
7: All existing foundations and lintels taking any additional loads are to be exposed and agreed with the Building Control Officer.