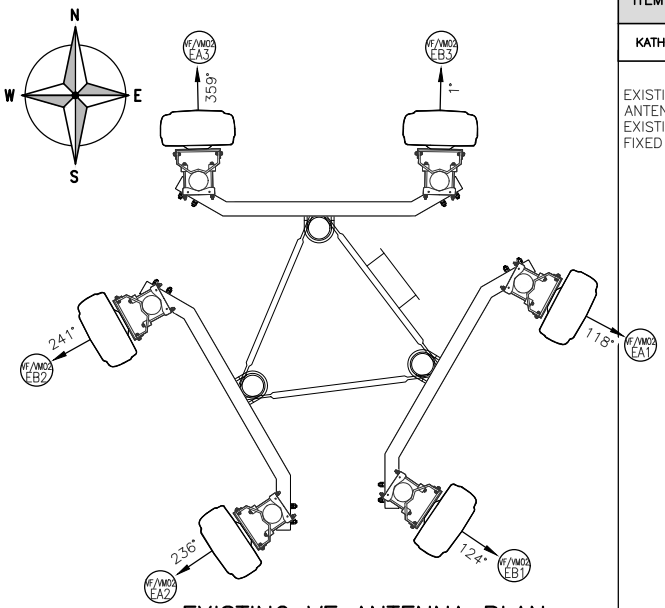

EXISTING VF ANTENNA PLAN
@ C/L +16.30m, 16.28m,
16.26m & 16.29m AGL
(1:25)

ITEM	DESCRIPTION	QUANTITY
	KATHREIN 80010665	6

EXISTING VF/VMO2 6No.
ANTENNAS MOUNTED ON
EXISTING SUPPORT POLES
FIXED TO HEADFRAME

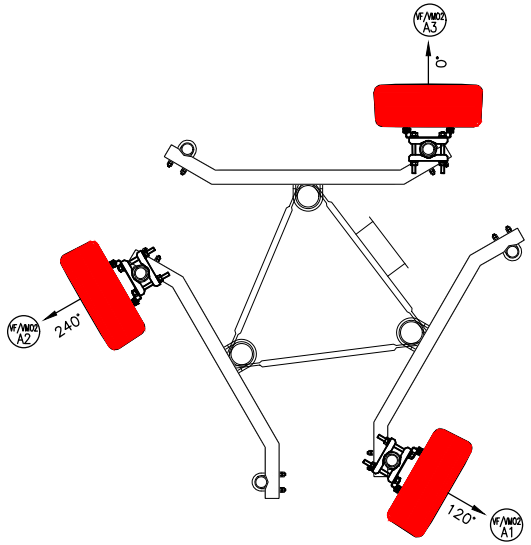

PROPOSED VF ANTENNA PLAN
@ C/L +16.30m AGL
(1:25)

ITEM	DESCRIPTION	QUANTITY
–		–

EXISTING VF/VMO2 6No.
KATHREIN 80010665
ANTENNAS TO BE REMOVED

PROPOSED VF/VMO2 3No.
COMMSCOPE
RRZZVV-65B-R6N43
ANTENNAS TO BE MOUNTED
ON EXISTING SUPPORT POLES

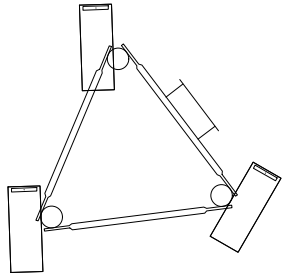

EXISTING VF DISH PLAN
@ C/L +13.65m AGL
(1:25)

ITEM	DESCRIPTION	QUANTITY
	–	–

EXISTING VF/VMO2 3No.
RRU'S MOUNTED ON
EXISTING TOWER LEGS

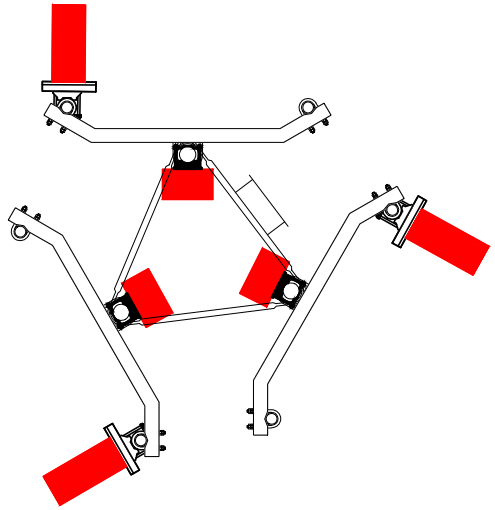

PROPOSED VF/VMO2 RRU PLAN
@ C/L +16.30m AGL
(1:25)

ITEM	DESCRIPTION	QUANTITY
–		–

PROPOSED VMO2 3No.
2260 RRU'S, 3No. DC
BOB's & VF/VMO2 3No.
08/09 COMBINER'S TO BE
INSTALLED ON EXISTING
SUPPORT POLES

0 0.25 0.5 0.75 1 1.25m
1:25

ALL DIMENSIONS ARE IN mm UNLESS NOTED OTHERWISE

N.G.R E: 509871 N: 129049

EQUIPMENT COLOUR KEY

EXISTING EQUIPMENT	
VF EQUIPMENT ALLOCATED	
VF PROPOSED EQUIPMENT	
NEUTRAL FOOTPRINT	

REV	MODIFICATION	BY	CH	DATE
1A	CONSTRUCTION ISSUE	EMF	BW	30/10/24

KTL

cornerstone

Cell Name	Opt.
FIVE OAKS SAW MILL	–

Cell ID No

CSID	✓ VF	– VMO2
12431729	85867_7	7619
– TM Cell ID	– N/A	– N/A
–	–	–

Site Address / Contact Details

FIVE OAKS SAW MILL
FIVE OAKS
BILLINGHURST
WEST SUSSEX
RH14 9BD

Drawing Title:
ANTENNA & DISH PLAN SHEET

Purpose of issue:	Dwg Rev:
CONSTRUCTION	
Drawing Number: 400	1A

Surveyed By:	Original Sheet Size:	Pack Issue:
KTL	A3	

Drawn:	Date:	Checked:	Date:	
EMF	30/10/24	BW	30/10/24	1A