General Notes

Do not scale from drawings except for planning purposes – use figured dimensions only.
Errors to be reported immediately to the Architect.
To be read in conjunction with all relevant consultants drawings.
All dimensions to be checked on site.
Work to be carried out in accordance with by-laws and regulations of local authorities and statutory undertakers.

Drawing Key

Feature removed

Feature added



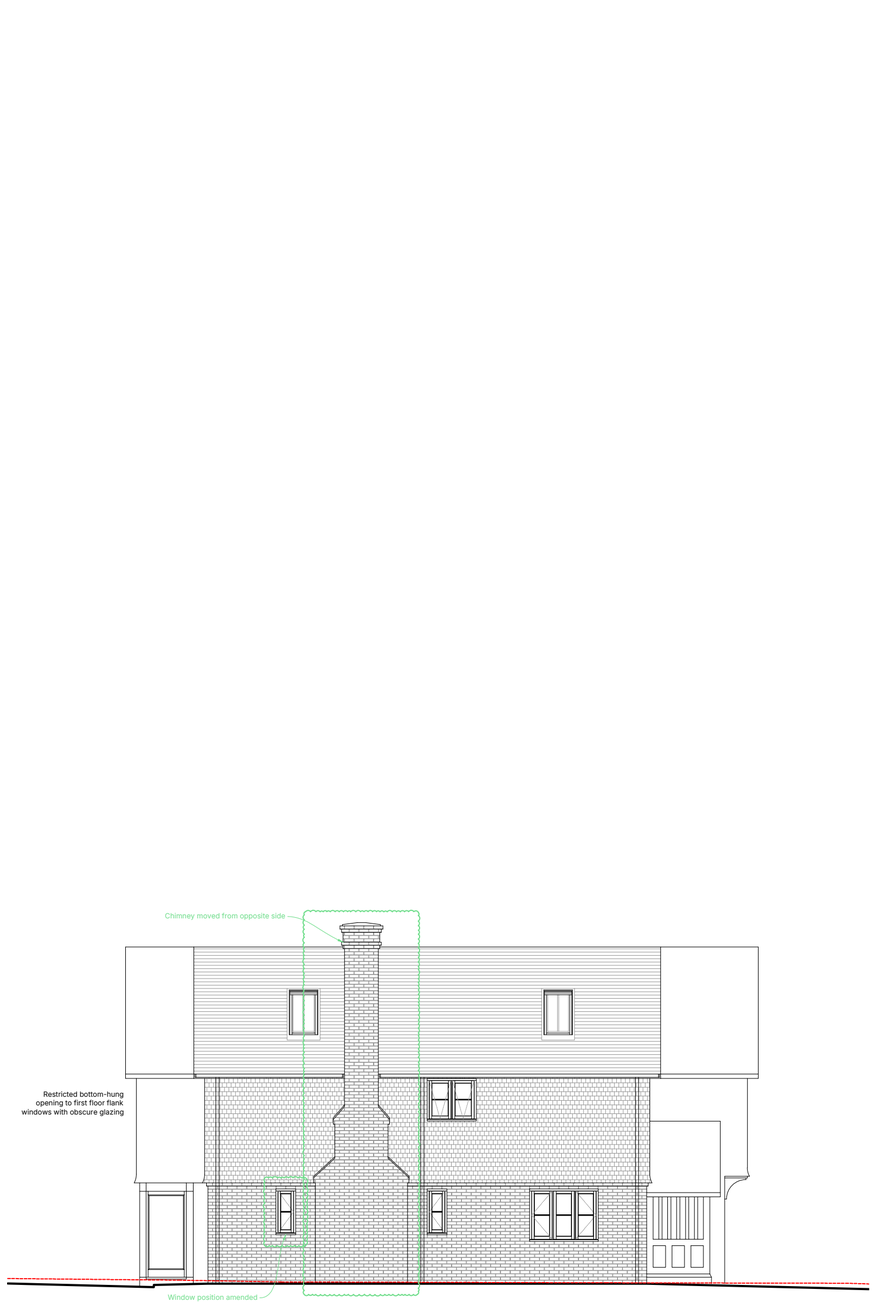

02 South West (Left)
Proposed Elevation

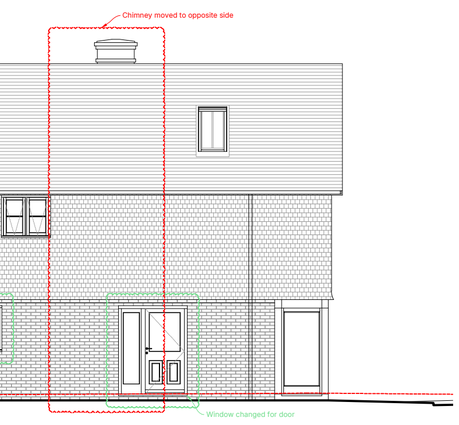



04 North West (Rear)
Proposed Elevation

Plans in accordance with planning approval
Ref: DC/21/2209

1.0 2.0 4.0m

Paper Architecture

71 – 75 Shelton Street
London WC2H 9JQ
020 8088 5055
www.paperarchitecture.co.uk

Project
Rudgwick

Project Number
042.1

Client
B. Forsyth

© Paper Architecture Limited

Drawing Name
Proposed Elevations

Drawing Number
P450

Date 08.04.2024
Scale / Format 1:100 / A1
Drawn / Checked SR
Drawing Status Preliminary

Issue
00