



Water Neutrality Statement

AEG0829_RH12_Horsham_WNS_08

Site Address: The Dairy Barn

Bognor Road

Broadbridge Heath

West Sussex

RH12 3PS

aegaea

Flood risk, water and environment

UK Experts in Flood Modelling, Flood Risk Assessments, and Surface Water Drainage Strategies

aegaea

Flood risk, water and environment

Document Issue Record

Project: Water Neutrality Statement

Reference: AEG0829_RH12_Horsham_WNS_08

Site Location: The Dairy Barn, Bognor Road, Broadbridge Heath, Horsham, West Sussex, RH12 3PS

Date: 17/12/2024

Proposed Development: Conversion of an associated garage to the existing dwelling to create an annex with one bedroom.

Please Note:

This report has been prepared for the exclusive use of the commissioning party and may not be reproduced without prior written permission from Aegaea Limited. All work has been carried out within the terms of the brief using all reasonable skill, care, and diligence. No liability is accepted by Aegaea Limited for the accuracy of data or opinions provided by others in the preparation of this report, or for any use of this report other than for the purpose for which it was produced. Where reference has been made to probability events, or risk probability, it does not ensure that there is no risk or that there is no residual risk from an extreme, unlikely, or unforeseen flood event over the lifetime of the development.

Table of Contents

1. Summary 4

2. Introduction 5

Background 6

Site Location Plan 6

3. Baseline Conditions 7

Baseline Calculations (Existing Dwelling) 7

Proposed Additional Demand 7

Table 1 - Proposed Appliances for Annex 8

Water Efficiency Calculator 9

Table 2 -Water Efficiency Calculator for Annex 1

Table 3 - Appliances (Existing Dwelling) 3

4. Conclusion 7

Appendix 1 – Existing Dwelling Water Usage (Water Bills) 8

Appendix 2 – Water Bills 9

Appendix 3 – Survey of the Existing Fittings Undertaken by The Client 11

Appendix 4 – Proposed Appliances For The Annex 16

Appendix 5 – Proposed Layout of Annex 18

Appendix 6 – Proposed Appliances for The Existing Dwelling (Retrofit/Replacement) 20

Bristan ECO BAS3.5 3.5l/min Flow Limiting M24 Aerator 21

1. Summary

1.1. Aegaea have previously supported the applicant with a Water Neutrality Statement through the planning application DC/22/1679. This Water Neutrality Statement is a revision of the former which has been requested by Horsham District Council.

1.2. With the exception of the recalculation of the water consumption for the Annex without rainwater harvesting the approach and methodology remains as per the previously submitted and approved Water Neutrality Statement submitted under planning application DC/22/1679 i.e. baseline based on 135l/p/d and average occupancy rates

1.3. The removal of rainwater harvesting is to be replaced by retrofitting further the existing dwelling to compensate the offset.

2. Introduction

2.1. This Water Neutrality Statement has been prepared for conversion of an outbuilding to provide an annex, in order to show that the development can meet the necessary requirement of demonstrating "water neutrality" due to the current concerns over the protected Arun Valley sites in Horsham District.

2.2. The site is located within Horsham District and importantly within the North Sussex Water Supply Zone and therefore there is a requirement to demonstrate water neutrality.

2.3. Water neutrality is defined as ensuring the development does not result in an increased water usage as compared to before the development has occurred.

2.4. This statement has been prepared in accordance with all the relevant guidance from Natural England and Horsham District Council including the following:

- Natural England (NE) Position Statement (September 2021)
- Natural England FAQ's (December 2021)
- Horsham District Council Water Neutrality FAQ's (Water Neutrality and Planning Applications) – March 2022

2.5. Calculations are included in this document to show the potential for offsetting the water consumption in the annex (to be viewed as a new dwelling in accordance with Horsham guidance) by undertaking the retrofitting of the existing dwelling 'The Dairy Barn, RH12 3PS'. Through discussions Local Planning Authorities within the Sussex North Water Supply Zone, have advised that this approach is acceptable and it adopts the methodology and guidance set out by Horsham District Council and Natural England guidance as well as guidance set out by Part G of the Building Regulations.

2.6. The statement concludes that water neutrality can be achieved via retrofitting the existing dwelling as is subsequently laid out below.

Background

2.7. The existing dwelling is a 3-bedroom detached residential property.

2.8. The property water supply is provided by Southern Water.

Site Location Plan



Figure 1: Site Location (Base map and data from Bing Ariel Mapping © and contributors. Contains public sector information licensed under the Open Government Licence v3.0)

3. Baseline Conditions

3.1. The Annex use will increase water demand and usage from a starting point of zero and therefore all of the additional wholesome water demand as a result must be offset through retrofitting measures at the existing dwelling.

3.2. The baseline calculations for the existing dwelling are subsequently laid out and evidenced.

Baseline Calculations (Existing Dwelling)

3.3. In accordance with discussions and guidelines published by Horsham District Council, DC/22/1679, the existing property baseline daily water consumption is to be calculated by multiplying the average water usage l/p/d by the average occupancy rate. In accordance with the guide lines the average water usage is 135 l/p/d and the occupancy rate is 2.47(3- bedrooms), this equates to 333.45 l/d.

3.4. To achieve neutrality the total wholesome water consumption of the existing dwelling and annex shall not exceed the water consumption of the existing dwelling as is i.e. prior to retrofit.

3.5. The existing dwelling water usage based on water bills provided by the client is included for reference, please see Appendix 1.

3.6. In order to meet the requirement of water neutrality, the total water consumption of the Existing Dwelling and the proposed Annex combined must not exceed the baseline of 333.45l/d (135l/p/d multiplied by the average occupancy rate of 2.47 for a 3-bedroom dwelling in line with Horsham Districts guidance and FAQs) after the development

Proposed Additional Demand

3.7. It is now necessary to determine the increase in water usage and consumption which will be attributable to the Annex.

3.8. The average occupancy rate is 1.32 in line with Horsham District's guidance and FAQs for a 1-bedroom dwelling.

3.9. The Annex l/p/d has been calculated in accordance with the methodologies set out in Appendix A 'Water Efficiency Calculator for New Dwellings' of The Building Regulations Approved Document G.

3.10. The proposed appliances that will be installed in the new annex are listed in Appendix 4 and in Table 1 below. The maximum flow rates are indicated and are averaged where from more than one unit.

Table 1 - Proposed Appliances for Annex

Installation	Number	Units of Measure	Manufacturer
WC (Dual Flush)	1	2.66l	Roca 4.0l/2.0l
Tap (excluding kitchen/ utility room taps)	1(mono)	2l/min	Freeflush
Shower	1	3.5l/min	Triton
Kitchen Tap	1(mono)	4l/min	Storm
Washing Machine	1	5.13l/kg	Beko
Dishwasher	1	0.92l/place setting	Indesit

3.11. The following supporting comments show how the water consumption for each appliance or fixture has been calculated in Table 1 above and these figures are used in the following Water Efficiency Calculator.

Supporting Comments of Table 1

1) WC (Dual Flush)- the average capacity (2.66l) stated above is derived by multiplying the number of units (1) by the manufacturers stated dual flush capacity (4.0l*0.33 +2.0l*0.67) for each unit and dividing the total capacity by the number of units (1).

2) Where there are multiple fittings i.e., taps, the consumption rates are multiplied by the number of fittings and this value is divided by the number of fittings to give the average fitting consumption rate. As it is assumed the fitting consumption rates are the same for each unit the average fitting consumption rate corresponds to the fitting consumption rate.

3) Washing machine - the capacity (5.13l/kg) stated above is derived by dividing the manufacturers stated water usage (according to the energy label 41l) by the load(8kg).

4) Dishwasher - the capacity (0.92l/place setting) stated above is derived by dividing the manufacturers stated water usage (according to the energy label 12l) by the place settings (13).

5) Appliance manufactures data is included in Appendix 4.

Water Efficiency Calculator

3.12. The water efficiency calculator has been completed and is provided below to clearly demonstrate the daily water consumption per person of the Annex.

3.13. Please note the actual water consumption will vary depending on the actual behaviour of the occupants throughout the dwelling. This is discussed and recognised in The Building Regulations Approved Document G

Table 2 -Water Efficiency Calculator for Annex

		(1)	(2)	(3)	(4)
Installation Type	Unit of Measure	Capacity/flow rate	Use Factor	Fixed use (litres/person/day)	Litres/person/day = [(1)x(2)+(3)]
WC (single flush)	Flush volume (litres)	0	4.42	0	0
WC (dual flush)	Full flush volume (litres)	4	1.46	0	5.84
	Part flush volume (litres)	2	2.96	0	5.92
WC (multiple fittings)	Average effective flushing volume (litres)	0	4.42	0	0
Taps (excluding kitchen/utility room taps)	Flow rate (litres/minute)	2	1.58	1.58	4.74
Bath (where shower also present)	Capacity to overflow (litres)	0	0.11	0	0
Shower (where bath also present)	Flow rate (litres/minute)	0	4.37	0	0
Bath only	Capacity to overflow (litres)	0	0.50	0	0
Shower only	Flow rate (litres/minute)	3.50	5.60	0	19.60
Kitchen/utility room taps	Flow rate (litres/minute)	4	0.44	10.36	12.12
Washing Machine	Litres/kg dry load	5.13	2.10	0	10.77
Dishwasher	Litres/place setting	0.92	3.60	0	3.31
Waste disposal unit	Litres/use(If present = 1. If absent = 0)	0	3.08	0	0
Water softener	Litres/person/day	0	1	0	0
	(5) Total calculated use (litres/person/day) = (Sum column 4)				62.30
	(6) Contribution from greywater (litres/person/day)				0
	(7) Contribution from rainwater (litres/person/day).				0
	(8) Normalisation factor				0.91
	(9) Total water consumption (litres/person/day) = [(5)-(6)-(7)]x8				56.69

	(10) External water use (litres/person/day).	5.00
	(11) Total water consumption= (9)+(10) (litres/person/day)	61.69

3.14. Therefore, as detailed above the wholesome water consumption is calculated for the annex at 61.69 l/p/d.

3.15. This is less than 85 l/p/d required by Horsham District Council for new developments and in accordance with Natural England Position Statement regarding Water Neutrality.

3.16. By applying the average occupancy rate of 1.32, the daily water consumption of the annex is 81.43l/d. (61.69l/p/d multiplied by the average occupancy rate of 1.32).

3.17. Therefore, the offsetting measures at the Existing Dwelling will need to show daily water savings of at least 81.43l/d.

3.18. The offsetting measures are now detailed below in the next section.

3 - Offsetting measures

3.19. The existing dwelling comprises of the following water consuming appliances and fixtures;

Upstairs

En- Suite Bathroom – Basin, Shower, WC (Dual Flush)

Family Bathroom – Bath, Basin, Shower, WC (Dual Flush)

Downstairs

Kitchen – Sink, Dishwasher, Washing Machine

3.20. Survey of the existing fittings undertaken by the client is included in Appendix 3

3.21. Table 3 below summarises the appliances in the existing dwelling.

Table 3 - Appliances (Existing Dwelling)

Installation	Number	Units of Measure	Source
WC (Dual Flush)	2	4.66l(6/4l)	Table 2.1
Taps (excluding kitchen/ utility room taps)	2(external tap not included)	11.17l/min	Measured by client
Bath	1	185l	Table 2.1
Shower (Main and Hand)	4	7.95l/min	Measured by client
Kitchen	1	6.0l/min	Measured by client
Washing Machine (Hoover H – Wash 300 Lite)	1	5.5l/kg	Energy Label
Dishwasher (BEKO DW601)	1	1.25l/place setting	Manufacturers Manual

3.22. It is assumed that the existing dwelling fittings consumption does not exceed that stated in Table 2.1 of Part G of the Building Regulations where no information is available replicated below for ease of reference. This approach is deemed conservative.

Table 2.1 **Maximum fittings consumption**

Water fitting	Maximum consumption
WC	6/4 litres dual flush or 4.5 litres single flush
Shower	10 l/min
Bath	185 litres
Basin taps	6 l/min
Sink taps	8 l/min
Dishwasher	1.25 l/place setting
Washing machine	8.17 l/kilogram

3.23. The following supporting comments show how the water consumption for each appliance or fixture has been calculated.

Supporting Comments to Table 3

1) WC (Dual Flush)- the average capacity (4.66l) stated above is derived by multiplying the number of units (2) by the manufacturer's dual flush capacity (6.0l*0.33+4l*0.67) for each unit and dividing the total capacity by the number of units (2).
2) Taps (excluding kitchen/utility room)- the average flow (11.7l/min) stated above is derived by multiplying the number of units (2) by the measured flow rate (15l/min + 8.4l/min) for each unit and dividing the total flow by the number of units (2). Average flow is higher than the highest flow rate multiplied by 0.7(10.5l/min).
3) Shower – the average flow (7.95l/min) stated above is derived by multiplying the number of units (4) by the by the measured flow rate (9l/min+9l/min+5.1l/min+8.7l/min) for each unit and dividing the total flow by the number of units (4). Average flow is higher than the highest flow rate multiplied by 0.7(6.3l/min).
4) Bathroom taps are excluded as already taken into account in use factor for baths.
5) Kitchen/Utility Room Taps - the average flow(6l/min) stated above is derived by multiplying the number of units (2) by the measured flow rate(6l/min) for each unit and dividing the total flow by the number of units (2).
6) Washing machine - Washing machine - the capacity (5.5l/kg) stated above is derived by dividing the manufacturers stated water usage (according to the energy label 44l) by the load(8kg).
7) Dishwasher - the capacity (1.25l/place setting) stated above is derived by dividing the manufacturers stated water usage (15l according to the manufacturers manual) by the place settings (12).

Savings from the retrofitting of the appliances in the existing dwelling as detailed in Table 3 will need to meet the required savings amount of 81.43 l/d.

3.24. In accordance with discussions and guidelines published by Horsham District Council the existing property baseline daily water consumption is to be calculated by multiplying the average water usage l/p/d by the average occupancy rate. In

accordance with the guide lines the average water usage is 135 l/p/d and the occupancy rate is 2.47(3- bedrooms), this equates to 333.45 l/d.

3.25. To achieve neutrality the total water consumption of the new and existing dwelling must not exceed the existing dwelling daily water consumption i.e.333.45l/d.

3.26. The daily water consumption of the annex, is 81.43 l/d, 61.69l/p/d multiplied by the occupancy rate i.e.1.32(1-bedroom), giving a reduced water consumption for the existing dwelling of 252.02l/d (333.45 l/d – 81.43 l/d).

3.27. The reduced water consumption 252.02l/d is than divided by the existing dwelling average occupancy rate of 2.47 to give the revised required l/p/d, which is 102.03l/p/d. Thus, the reduction required is 32.97l/p/d to achieve neutrality (135 l/p/d– 102.03l/p/d), this is achieved by retrofitting the existing dwelling.

3.28. To reduce the per capita consumption by 32.97l/p/d from the existing dwelling by retrofitting, the following approach is proposed.

3.29. The numbers in brackets are the reduction in water usage l/p/d which are calculated using the 'Use Factor', 'Fixed Use Factor' and 'Optimisation Factor' in accordance with Appendix A 'Water Efficiency Calculator for New Dwellings' of The Building Regulations Approved Document G.

First Step

Flow Limiters (Taps)

Taps(basin) – 11.7l/min to 2l/min (-13.95l/p/d)

Taps(kitchen/utility) – 6l/min to 4l/min(-0.80l/p/d)

First step equates to a reduction in consumption of (-14.75 l/p/d), resulting in reducing offset to 18.22l/p/d.

Second Step

Flow Limiters (Showers)

Shower – 7.95l/min to 3.5l/min(-17.70l/p/d)

Second step equates to a reduction in consumption of (-17.70l/p/d), resulting in reducing offset to 0.52l/p/d.

Third Step

Dishwasher, Replace dishwasher – 1.25l/place setting to 0.69l/place setting (1.83l/p/d)

Third step equates to a reduction in consumption of (-1.83l/p/d), resulting in reducing offset to 1.31l/p/d i.e. a saving of 1.31l/p/d

Water neutrality can therefore be achieved by partially retrofitting the existing dwelling as detailed below;

Taps (Basin and Kitchen) – Installation of flow limiters or replacement

Showers – Installation of flow limiters or replacement

Dishwasher - Replacement

3.30. The detailed calculation is laid out in Table 4 below, this replicates the Part G Water Efficiency Calculator for the existing fittings before and after retrofit.

Table 4 - Existing Dwelling Appliances - Before/After Retrofit

		(1)A - Before Retrofit	(1)B - After Retrofit	(2)	(3)	(4)A-Before Retrofit	(4)B-After Retrofit	Shower	Taps(Basin)	Taps(Kitchen)	Dishwasher
Installation Type	Unit of Measure	Capacity/flow rate	Capacity/flow rate	Use Factor	Fixed use (litres/person/day)	Litres/person/day= [(1)Ax(2)+(3)]	Litres/person/day= [(1)Bx(2)+(3)]				
Shower (where bath also present)	Flow rate (litres/minute)	7.95	3.5	4.37	0	34.74	15.30	-19.45			
Taps(Basin)	Flow rate (litres/minute)	11.7	2	1.58	1.58	20.07	4.74		-15.33		
Taps(Kitchen)	Flow rate (litres/minute)	6	4	0.44	10.36	13.00	12.12			-0.88	
Dishwasher	litres/place settings	1.25	0.69	3.6	3.6	4.50	2.48				-2.02
	Total Calculated(litres/person/day)					72.31	34.64				
	Difference total before and after retrofit(litres/person/day)						37.67	-19.45	-15.33	-0.88	-2.02
	Normalisation factor						0.91	0.91	0.91	0.91	0.91
	Total Calculated after application of Normalisation Factor(litres/person/day)						-34.28	-17.70	-13.95	-0.80	-1.83
	Reduction after retrofit(litres/person/day)						-34.28				
	Offset required to achieve neutrality(litres/person/day)						32.97				
	Difference between Offset and Reduction						-1.31				
	Credits						1.31				

Notes

1)The 'Use Factor', 'Fixed Use Factor' and 'Optimisation Factor' are in accordance with Appendix A 'Water Efficiency Calculator for New Dwellings' of The Building Regulations Approved Document G.

2)The capacity/flow rates in (1)A are as measured by the client with exception of dishwasher.

4. Conclusion

4.1. The calculations in this document show that the consumption of wholesome water consumption by persons occupying the new dwelling (annex) could be 61.64l/p/d which is less than 85 l/p/d required by Horsham District Council for new developments.

4.2. This additional increase in demand of 32.97l/p/d can be offset by the retrofitting/replacing taps, shower units and dishwasher in the existing dwelling to reduce the daily water consumption by 34.28l/p/d, which gives a saving of 1.31l/p/d.

4.3. It is therefore considered that water neutrality can be achieved by installing the offsetting measures as detailed in this report.

4.4. If during the development of the annex the appliances are changed the calculation is recommended to be resubmitted as per the relevant guidance.

Appendix 1 – Existing Dwelling Water Usage (Water Bills)

Existing Dwelling Water Consumption – Litres/per person/per day

The following calculation is based on the existing dwelling water bills for the period from 01/10/21 to 31/03/22(181 days) and 08/04/22 to 05/10/22(180 days);

Date	01/10/21 – 31/03/22	08/04/22 – 05/10/22
Consumption(l)	51000	108000

Water Consumption = 51000 +108000 = 159000 litres (l)

Daily Water Consumption = Water Consumption/Days

= 159000/361(181 +180)

= 440.44l/d

l/p/d= Daily Water Consumption/Average Occupancy Rate

= 440.44/2.47 (three bedrooms)

= 178.31l/p/d

The above is greater than 135l/p/d the value used as a base line for the existing dwelling in the Water Neutrality Statement (WNS)

Copies of water bills are attached, see Appendix 2, the water provider is Southern Water.

Appendix 2 – Water Bills

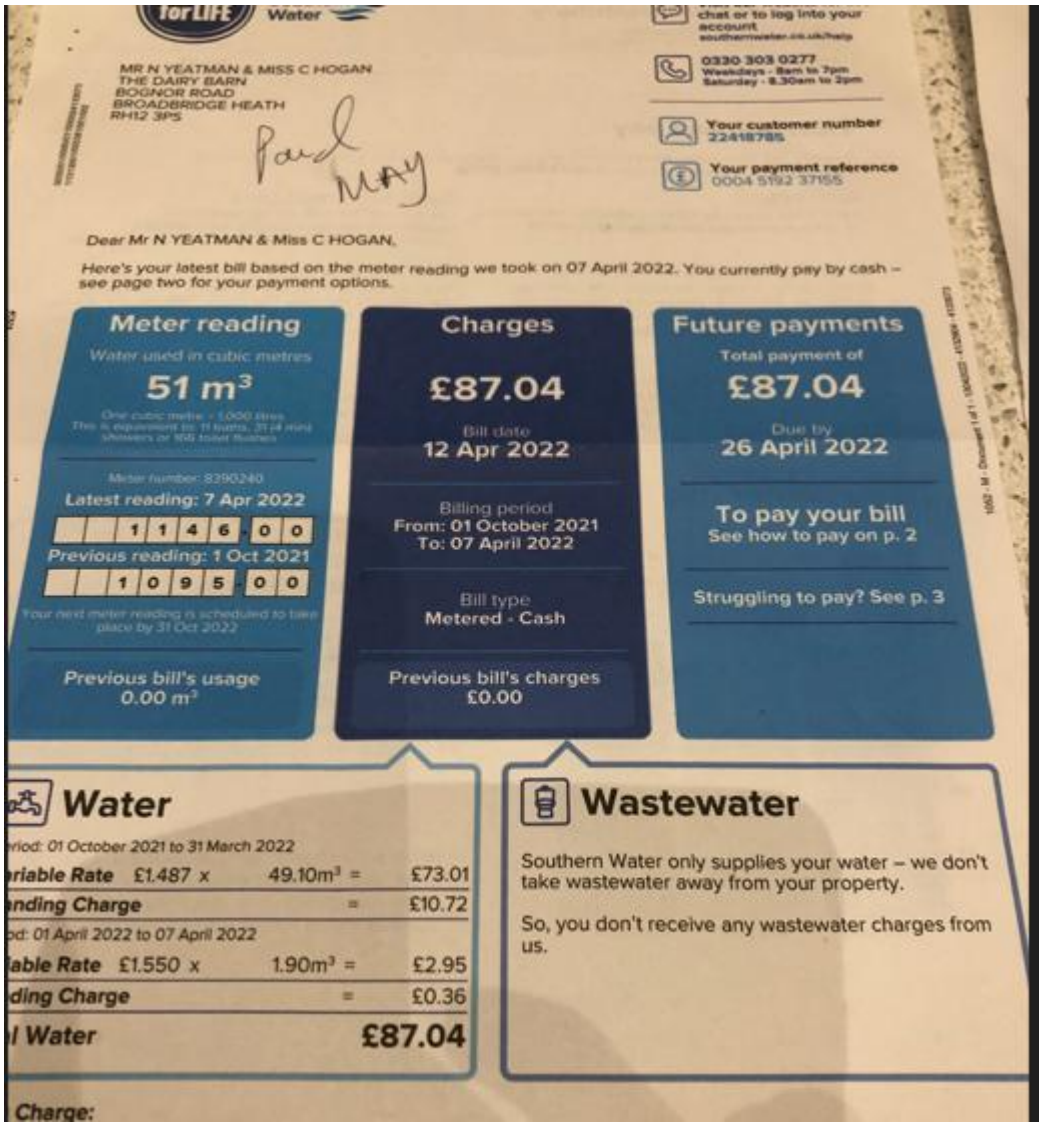

Water

MR N YEATMAN & MISS C HOGAN
THE DAIRY BARN
BOGNOR ROAD
BROADBRIDGE HEATH
RH12 3PS

Paid MAY

chat or to log into your account

0330 303 0277
Weekdays - 8am to 7pm
Saturday - 8.30am to 2pm

Your customer number
22418785

Your payment reference
0004 5192 3715S

Dear Mr N YEATMAN & Miss C HOGAN,

Here's your latest bill based on the meter reading we took on 07 April 2022. You currently pay by cash – see page two for your payment options.

Meter reading

Water used in cubic metres

51 m³

Meter number: 8390240

Latest reading: 7 Apr 2022

1 1 4 6 0 0

Previous reading: 1 Oct 2021

1 0 9 5 0 0

Your next meter reading is scheduled to take place by 31 Oct 2022

Previous bill's usage
0.00 m³

Charges

£87.04

Bill date
12 Apr 2022

Billing period
From: 01 October 2021
To: 07 April 2022

Bill type
Metered - Cash

Previous bill's charges
£0.00

Future payments

Total payment of
£87.04

Due by
26 April 2022

To pay your bill
See how to pay on p. 2

Struggling to pay? See p. 3

Water

riod: 01 October 2021 to 31 March 2022

riable Rate	£1.487 x	49.10m³ =	£73.01
nding Charge		=	£10.72

od: 01 April 2022 to 07 April 2022

able Rate	£1.550 x	1.90m³ =	£2.95
ding Charge		=	£0.36
l Water			£87.04

Charge:

Wastewater

Southern Water only supplies your water – we don't take wastewater away from your property.

So, you don't receive any wastewater charges from us.

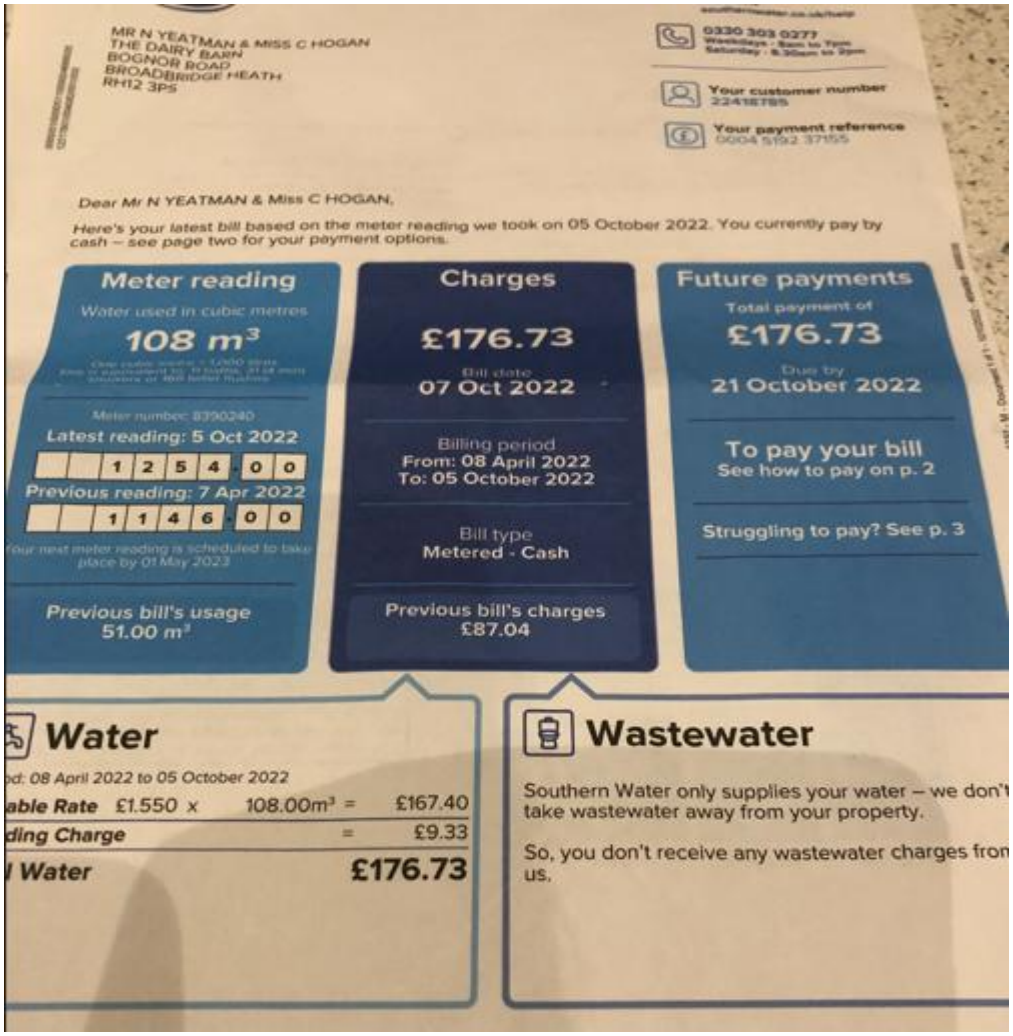

MR N YEATMAN & MISS C HOGAN
THE DAIRY BARN
BOGNOR ROAD
BROADBRIDGE HEATH
RH12 3PS

0330 303 0277

Your customer number
22418785

Your payment reference
0004 5192 37155

Dear Mr N YEATMAN & Miss C HOGAN,

Here's your latest bill based on the meter reading we took on 05 October 2022. You currently pay by cash – see page two for your payment options.

Meter reading

Water used in cubic metres

108 m³

Meter number: 8390240

Latest reading: 5 Oct 2022

1 2 5 4 . 0 0

Previous reading: 7 Apr 2022

1 1 4 6 . 0 0

Your next meter reading is scheduled to take place by 01 May 2023

Previous bill's usage
51.00 m³

Charges

£176.73

Bill date
07 Oct 2022

Billing period
From: 08 April 2022
To: 05 October 2022

Bill type
Metered - Cash

Previous bill's charges
£87.04

Future payments

Total payment of
£176.73

Due by
21 October 2022

To pay your bill
See how to pay on p. 2

Struggling to pay? See p. 3

Water

od: 08 April 2022 to 05 October 2022

able Rate	£1.550 x	108.00m³ =	£167.40
ding Charge		=	£9.33
l Water			£176.73

Wastewater

Southern Water only supplies your water – we don't take wastewater away from your property.

So, you don't receive any wastewater charges from us.

Appendix 3 – Survey of the Existing Fittings Undertaken by The Client

Location	Fitting	No.	Manufacturer	Flowrate	Photographic Evidence
Kitchen	Tap	2	Unknown	H - 6l/min C- 6l/min	
Bathroom	WC (Dual Flush)	1	Unknown	6/4l	

Bathroom	Basin Tap	1	Unknown	M- 15l/min	
Bathroom	Shower	2	Unknown	9l/m(hand) 9l/m(main)	

Ensuite	WC (Dual Flush)	1	Unknown	6/4l	
Ensuite	Basin Tap	1	Unknown	M-8.4l/m	

Ensuite	Shower	2	Unknown	8.4l/m(hand) 5.1l/m(main)	

aegaea

Flood risk, water and environment

Appendix 4 – Proposed Appliances For The Annex

Appendix 1.1 -Proposed Appliances

Roca The Gap Rimless Dual Flush Cistern 4/2 Litres - 34173C000



Features

- Dimensions (HxWxD): 405 x 365 x 140mm
- Dual Flush - 4 or 2 Litres
- Quick & easy to Install
- Made of Vitreous China
- Supplied with fixing kit
- 25 Years manufacturer guarantee

TRITON

TRITON T80 EASI-FIT + WHITE / CHROME 8.5KW ELECTRIC SHOWER



SPECIFICATION

Brand	Triton
Cable Entry Points	Top, Bottom, Left, Right & Rear
Colour	White / Chrome
Fixings Supplied	Fixings & Fittings Supplied
Manufacturer Guarantee	2 Year Manufacturer's Guarantee (T&Cs Apply)
Max. Shower Flow Rate	3.5 Ltr/min
Maximum Bar Pressure	10 bar
Max Water Temperature	47 °C
Min. Shower Flow Rate	3.5 Ltr/min
Minimum Bar Pressure	1 bar
Mixer Type	Manual
Model Name	T80 Easi-Fit +
Pack Size	1
Parent Colour	White
Pieces in Pack/Case	1
Power Output (Watts/Kw)	8.5 kW
Product Depth	101 mm
Product Height	333 mm
Product Type	Electric Shower
Product Width	225 mm

INDESIT DIC 3B+16 UK Full-size Fully Integrated Dishwasher



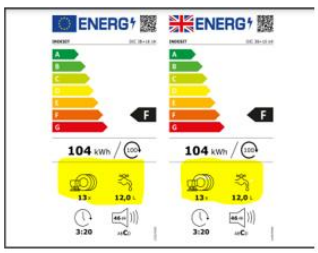

BEKO Recycled Tub WTK84011W 8 kg 1400 Spin Washing Machine - White





aegaea

Flood risk, water and environment

Strom TOUCH & FLOW TAP FLOW RESTRICTOR & AERATOR



SPECIFICATION

With adjustable flow rate that can be adapted between 3Ltr/min and 8Ltr/min dependant upon incoming mains pressure. Outlet design provides optimum presentation for medium flow rate applications. Quick and easy installation with no specialist tools required.

Adjustable Flow Rate	Adjustable Flow Rate
Aerator Thread Type	M24x1 Male Thread
Brand	Strom
Fixings Supplied	Fixings Not Required
Manufacturer Guarantee	1 Year Guarantee
Max. Flow Rate	8.0 Ltr/min
Min. Flow Rate	3.0 Ltr/min
Model Name	Maxi Flow
Model No	SSFR30LM
Pack Size	1
Pieces in Pack/Case	1
Product Type	Tap Flow Restrictor & Aerator



low Regulator (restrictor) Insert 15mm compression fit - Freeflush Rainwater Harvesting td.

WRAS approved Flow Regulator (restrictor) insert for 15mm and 22mm compression ended valves and fittings.

Flow regulators ensure a constant flow irrespective of water pressure between 1 and 8 bar.

The regulators are unmarked, the colour of the insert represents the flow rate as below:

Flow Rate	Colour Code (15mm)
2 l/m	Olive
4 l/m	Pink
6 l/m	Grey
8 l/m	White

aegaea

Flood risk, water and environment

Appendix 5 – Proposed Layout of Annex

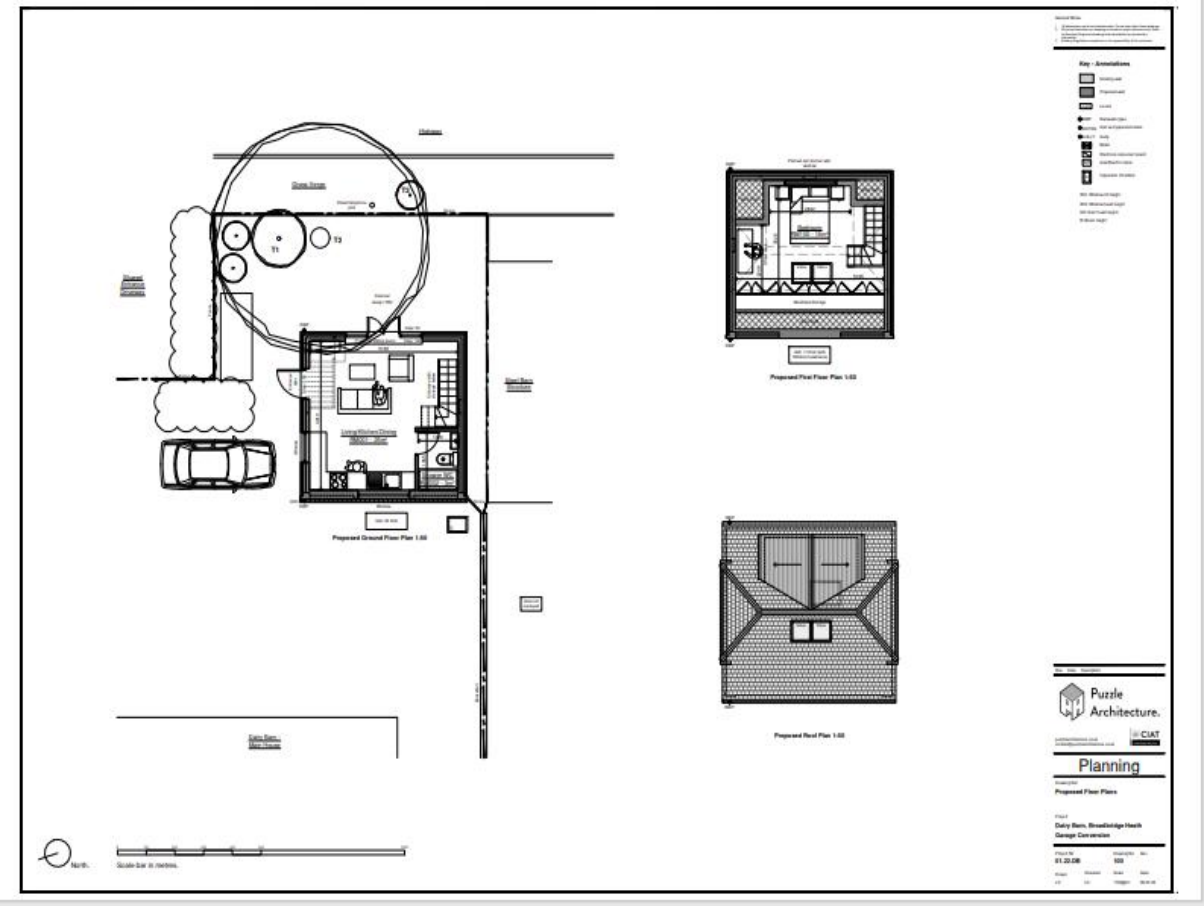

aegaea

Flood risk, water and environment

Appendix 6 – Proposed Appliances for The Existing Dwelling (Retrofit/Replacement)

Basin Taps



low Regulator (restrictor) Insert 15mm compression fit - Freeflush Rainwater Harvesting td.

WRAS approved Flow Regulator (restrictor) insert for 15mm and 22mm compression ended valves and fittings.

Flow regulators ensure a constant flow irrespective of water pressure between 1 and 8 bar.

The regulators are unmarked, the colour of the insert represents the flow rate as below:

Flow Rate	Colour Code (15mm)
2 l/m	Olive
4 l/m	Pink
6 l/m	Grey
8 l/m	White

Kitchen Taps

Strom TOUCH & FLOW TAP FLOW RESTRICTOR & AERATOR



SPECIFICATION

With adjustable flow rate that can be adapted between 3Ltr/min and 8Ltr/min dependant upon incoming mains pressure. Outlet design provides optimum presentation for medium flow rate applications. Quick and easy installation with no specialist tools required.

Adjustable Flow Rate Adjustable Flow Rate

Aerator Thread Type M24x1 Male Thread

Brand Strom

Fixings Supplied Fixings Not Required

Manufacturer Guarantee 1 Year Guarantee

Max. Flow Rate 8.0 Ltr/min

Min. Flow Rate 3.0 Ltr/min

Model Name Maxi Flow

Model No SSFR30LM

Pack Size 1

Pieces in Pack/Case 1

Product Type Tap Flow Restrictor & Aerator

Showers

Bristan ECO BAS3.5 3.5l/min Flow Limiting M24 Aerator



Hover Over to Zoom In

Overview

Ensure your project is given the perfect finishing touch with our range of Accessories

- All flow limiters accurate by +/-10%
- Between shower hose and handset
- All limiters accurate +/-10%
- Operating pressure range min-1.0 bar max 5.0 bar
- Simply screw in place

Dishwasher

HISENSE HV643D60UK Full-size Fully Integrated Dishwasher

(15)

£117 energy saving
Found 4 cheaper to run

Epic Deal | Buy now pay within 9 months*



aegaea
Flood risk, water and environment

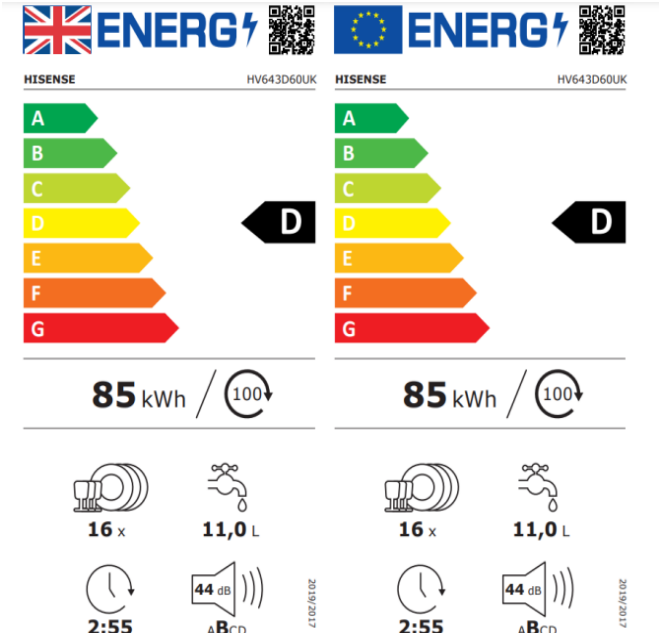

aegaea

Flood risk, water and environment