1. All dimensions are to be checked on site prior to the commencement of the project. Any discrepancy must be reported to the construction administrator / designer
2. Figured dimensions only do not scale
3. This drawing must be read in conjunction with all other drawings / specifications / details for this project
4. Contractor must ensure they have the latest issued drawings / details prior to commencing work
5. All new work to conform to the local authority requirements / Building Regulation Approval.Workmanship and standards to comply to the relevant British Standards and current Codes of Pratice

© copyright rda1 2024



PROPOSED SOUTH ELEVATION



PROPOSED EAST ELEVATION



NORTH ELEVATION (As existing)

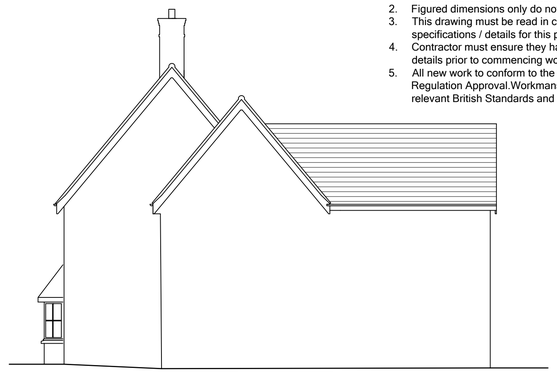

WEST ELEVATION (As existing)

PROPOSED



EXISTING SOUTH ELEVATION



EXISTING EAST ELEVATION



EXISITNG NORTH ELEVATION

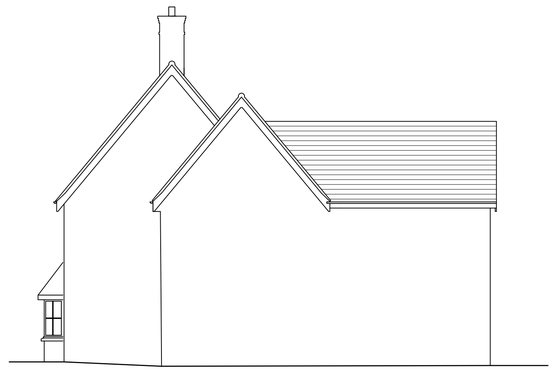

EXISTING WEST ELEVATION

EXISTING

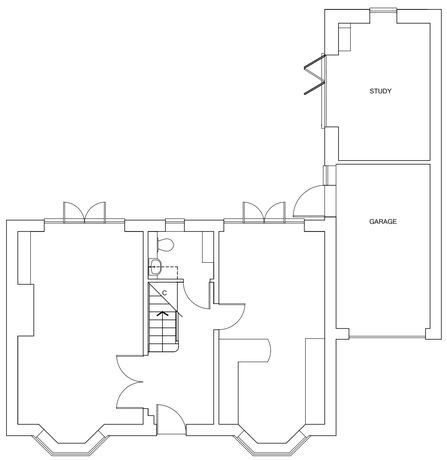

EXISTING GROUND FLOOR PLAN

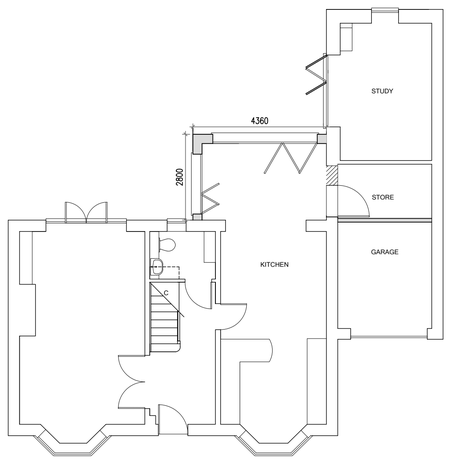

PROPOSED GROUND FLOOR PLAN

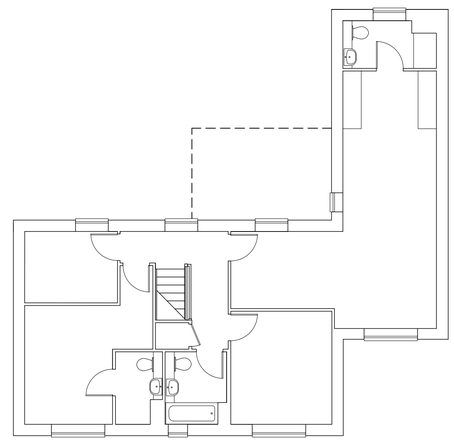

EXISTING FIRST FLOOR PLAN

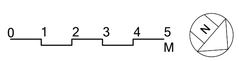

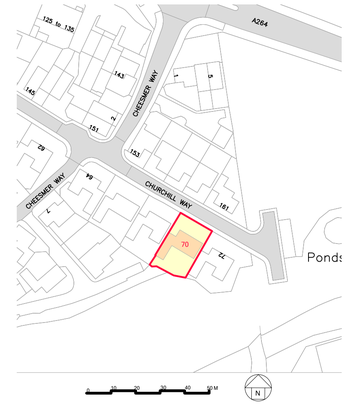

LOCATION PLAN Scale1:1250

rda1
info@rda1.co.uk.
tel: 07989 399425
www.rda1.co.uk

Title:	MR MIKE DEAN 70 CHURCHILL WAY, BROADBRIDGE HEALTH, HORSHAM, RH12 3TZ
Drawing:	PROPOSED REAR EXTENSION, EXISTING & PROPOSED ELEVATIONS & FLOOR PLANS, LOCATION PLAN
Scale:	1:100, 1:1250 @A1
Date:	FEB 2024
Drawn by:	rd
Dwg No:	(10)300 P
Amendment:	