GENERAL NOTES: DO NOT SCALE FROM THIS DRAWING. USE WRITTEN DIMENSIONS ONLY. DRAINAGE IS STRICTLY SHOWN INDICATIVE AND SHOULD BE CAREFULLY LOCATED ON SITE BY CONTRACTOR TO AVOID DAMAGE DURING CONSTRUCTION. BOUNDARY POSITIONS ARE ASSUMED ONLY ON THE BASIS OF AN ON SITE VISUAL INPSECTION, CLIENT TO ENSURE BOUNDARY POSITION IS CONFIRMED BEFORE COMMENCEMENT OF ANY CONSTRUCTION..

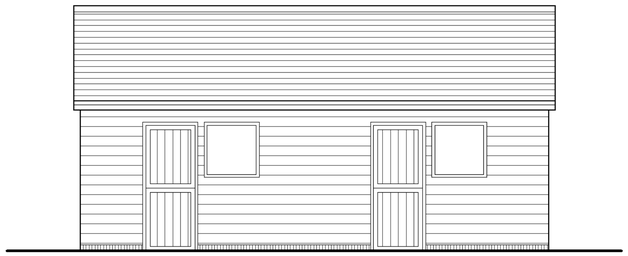

PROPOSED FRONT ELEVATION - 1:50@A1

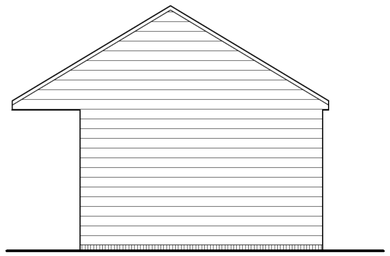

PROPOSED SIDE ELEVATION - 1:50@A1



PROPOSED REAR ELEVATION - 1:50@A1

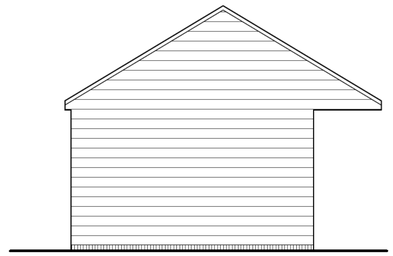

PROPOSED SIDE ELEVATION - 1:50@A1

PROPOSED GROUND FLOOR PLAN - 1:50@A1

CONTACT INFO

[redacted]
W: WWW.EllisdonArchitecturalAssociates.co.uk
T: 01293 400310
[redacted]

SCALE BARS

1:100 0 1 2 3 4 5 6 7 8 9 10M

1:50 0 1 2 3 4 5 6 7 8 9 10M

REVISION	DESCRIPTION
0	FIRST ISSUE
A	

STATUS:

PLANNING
STRICTLY NOT FOR CONSTRUCTION

CLIENT:	MR GEORGE POTTER
JOB REF:	329
DRG. NO:	01
DRG. TITLE:	PROPOSED PLANS
DATE:	MAY 2021
SCALE:	1:50/100@A1

SITE ADDRESS:

11 STEERES HILL
RUSPER
HORSHAM
RH10 4PT