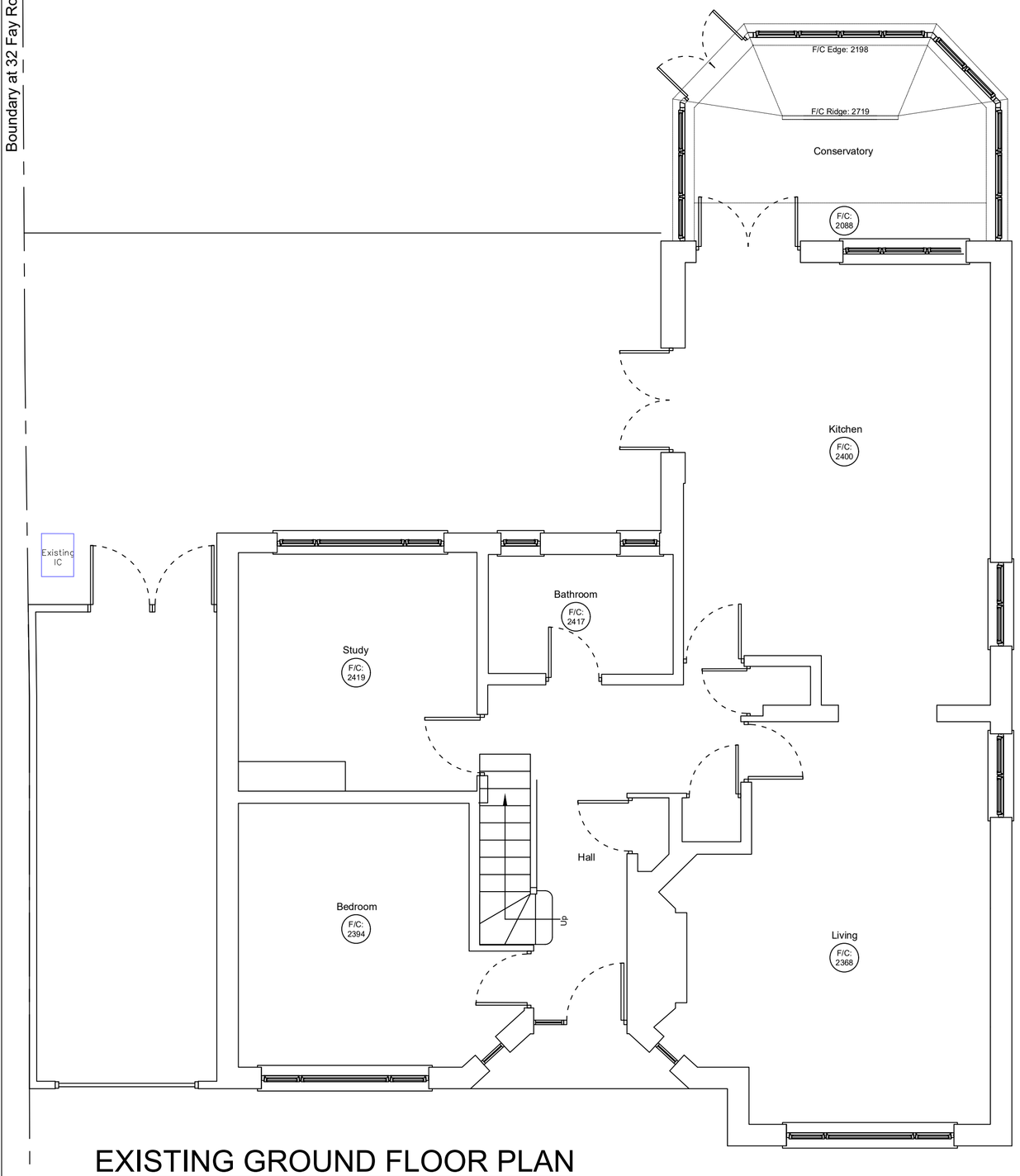

EXISTING GROUND FLOOR PLAN

SCALE 1:50

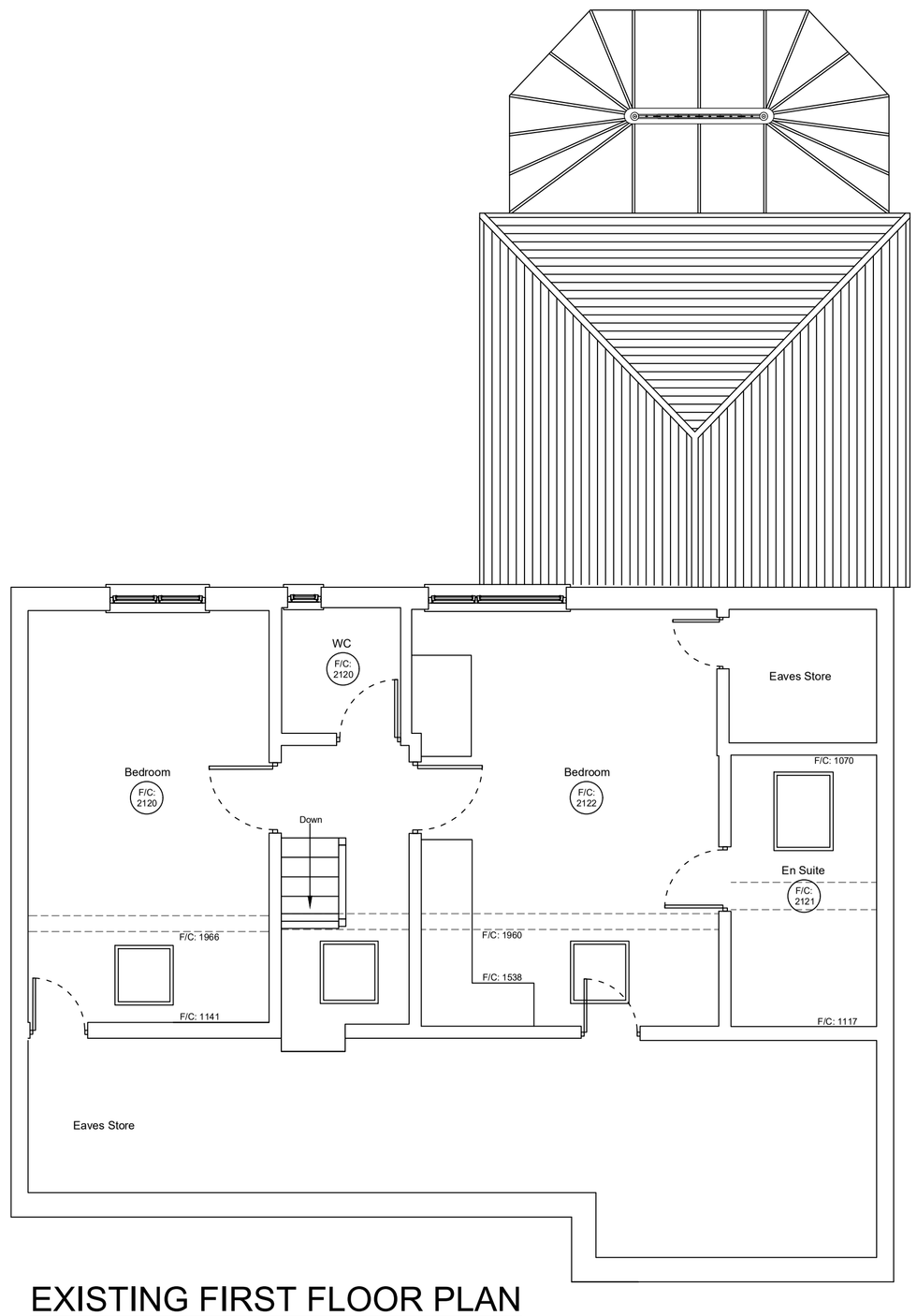

EXISTING FIRST FLOOR PLAN

SCALE 1:50

0 1.25 m 2.5 m 5 m

SCALE: 1:50

0 2.5 m 5 m 10 m

SCALE: 1:100



FRONT



REAR



SIDE



SIDE



SIDE



EXISTING FRONT ELEVATION

SCALE 1:100



EXISTING SIDE ELEVATION

SCALE 1:100



EXISTING REAR ELEVATION

SCALE 1:100



EXISTING SIDE ELEVATION

SCALE 1:100

NOTES:

1. Do not scale from drawings except for planning purposes.
2. All dimensions to be checked on site by builder before commencing construction.

   All measured surveys have been taken using predominantly internal face to face dimensions. Any overall dimensions stated on the drawings are to be taken as approximate only, as the wall thicknesses have been estimated using approximate dimensions. Therefore, new wall locations that are shown to line up with existing are to be taken in preference to a dimension if there is a small discrepancy. However, all dimensions are to be checked for accuracy against indicated new wall locations, openings etc. & any major dimensional discrepancies are to be reported to The Building Agent for assessment prior to implementing the works.
3. The Party Wall etc. Act 1996 May be applicable to this project. Please contact R.B.Designs Ltd for advise on this matter.
4. The Standard Assessment Procedure (SAP) May be applicable to this project. Please contact R.B.Designs Ltd for advice on this matter.
5. The main contractor is in the absence of specification, to use the principles of sound building construction. All materials are to be fixed strictly in accordance with manufactures instruction or recommendations and conform to the relevant British Standards or code of practice. All insulation and sealing is to be installed in accordance with "Accredited Construction Details".
6. CDM Regulations 2015 are applicable to this project. Please contact R.B.Designs Ltd for advice on this matter.
7. Full Planning and Building Regulations approval should be obtained before works are commenced on site, any work undertaken prior to obtaining approval shall be at the builders/clients risk.
8. Assumptions made in relation to floor spans or the nature of the existing structure must be checked and established by the builder prior to ordering structural sections.
9. This drawing to be read in conjunction with all relevant Engineers, and specialist contractor's drawings, specifications, instructions etc.
10. All existing services are to be located and protected as necessary by the contractor prior to the commencement of the works.

	DESCRIPTION	DATE

R.B. DESIGNS LTD

©Copyright R.B.DESIGNS LTD 2025

www.rb-designs.co.uk
01306 740997

CLIENT: Katherine Ranner

PROJECT: 31 Fay Road, Horsham, RH12 2LG — Rear and Dormer Extension

TITLE: Existing Plans and Elevations

SCALE @ A1: 1:50, 1:100	DRG. No.: 25/127_01
DATE: 25.09.25	REVISION:
DRAWN BY: TB	CHECKED BY: