AYLING-GROUNDWORKS.CO.UK
The Studio, Magnolias, Church Lane, Yapton, Arundel, West Sussex, BN18 0EH
ayling-groundworks.co.uk – jim@ayling-groundworks.co.uk

Method Statement

MIBRI Ltd, Heras Fencing Erection, Angel Sands, Water Lane, Storrington

HOSPITAL INFORMATION PAGE 10

Works Package / Title: 02 Heras Fencing Erection And Initial Drainage Installation Angel Sands Phase 2
Site Address: Angel Sands, Water Lane, Storrington, West Sussex
Principal Contractor: MIBRI Ltd
Ayling Groundworks Project Manager: Mr Keith Whittington
Ayling Groundworks Site Manager: Mr Jim Ayling
Ayling Groundworks Health and Safety Advisor: Anthony Birch Health & Safety Services Ltd
Date / Revision: 18/09/2024 – Revision - A
Appendix A: Risk Assessment
Method Statement No: MIBRI-02
Prepared by: J Ayling

Proposed Final Layout

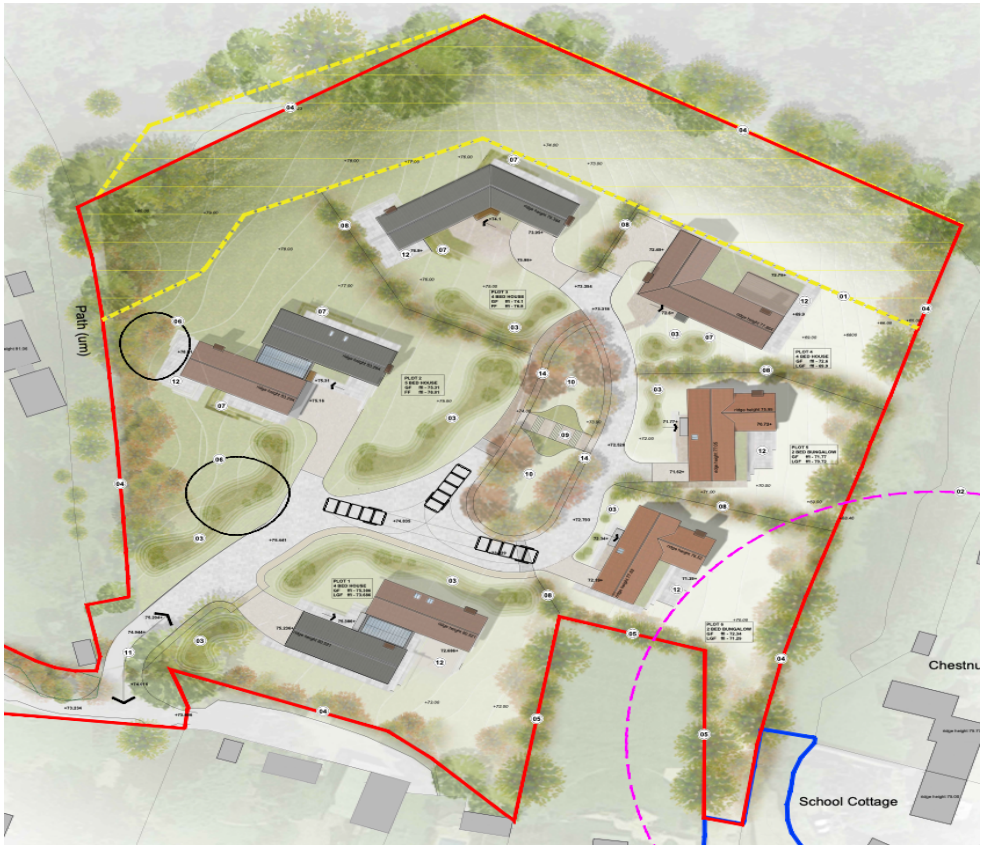

AYLING-GROUNDWORKS.CO.UK
The Studio, Magnolias, Church Lane, Yapton, Arundel, West Sussex, BN18 0EH
ayling-groundworks.co.uk – jim@ayling-groundworks.co.uk

Method Statement

MIBRI Ltd, Heras Fencing Erection, Angel Sands, Water Lane, Storrington

---

Proposed Drainage Run

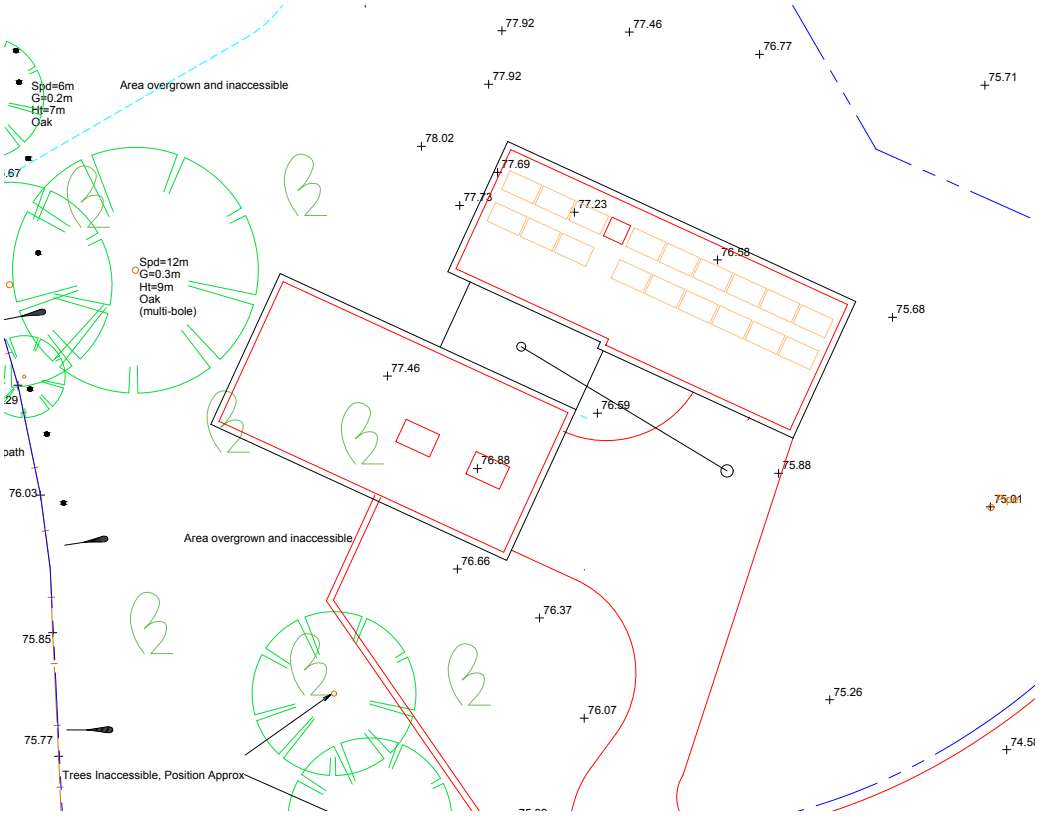

Description of Works
Briefly, the project involves:

- Site set-up and establishment – chemical WC by others, delivery of plant and equipment, etc.
- Clearance of vegetation for the erection of site security Heras fencing.
- Installation of drainage pop-up, drainage run and PPIC manhole

Access to the site areas will be via existing access roadway to the South through Phase 1 to Phase 2 site via the existing roadway.

Security

MIBRI security procedures – communicated to the team during induction by the Client will be followed at all times. Deliveries and waste collections will be co-ordinated via the Client in accordance with MIBRI procedures.

AYLING-GROUNDWORKS.CO.UK
The Studio, Magnolias, Church Lane, Yapton, Arundel, West Sussex, BN18 0EH
ayling-groundworks.co.uk – jim@ayling-groundworks.co.uk

Method Statement

MIBRI Ltd, Heras Fencing Erection, Angel Sands, Water Lane, Storrington

---

Covid-19 Containment

The following general controls apply throughout:

- The Site Manager will control site labour levels – ensuring that labour is managed to facilitate social distancing. Due to the fact that the Arcades are large and self-contained – tasks can easily be managed with social distancing maintained throughout.
- Hand sanitiser will be positioned adjacent to the vehicle parking area – the workforce will be instructed to use the hand sanitiser provided at the start and end of each working shift.
- Further hand sanitiser will be positioned in strategic locations – within plant, at the WC, etc.
- Disinfectant wipes will be on hand – used to clean surfaces where touching has been unavoidable and to disinfect plant controls, etc. between uses.

When to Travel to Work

Only persons who cannot work from home will be permitted on site. Only persons who are health and fit to work (so far as can be determined) may attend site. Upon arrival to site each morning, as part of the signing in process – the Site Manager will ask the workforce to confirm that they are not suffering from any Covid-19 symptoms.

If Someone Falls Ill at Work

If someone develops a high temperature or a persistent cough while at work, or is suspected of, they should:

- Ensure the Site Manager is informed.
- Return home immediately.
- Avoid touching anything.
- Cough or sneeze into a tissue and put it in a bin, or if they do not have tissues, cough and sneeze into the crook of their elbow.

They will then be required follow the guidance on self-isolation and not return to work until their period of self- isolation has been completed.

Unavoidable Close Working and Hierarchy of Controls

Manual handling team lifts may require unavoidable close working. The Construction Leadership Council Hierarchy of Controls and HM Government Guidance Section 3 – Social Distancing for Workers has been referenced – with the following mitigating measures practical:

- Hand washing frequency will be increased.
- The activity time will be kept as short as possible.
- Wherever possible – tasks will be orientated to enable side to side working rather than face to face.
- The workforce undertaking the unavoidable close working will remain as a ‘fixed team’ to minimise further
  contact – keeping unavoidable close working to a small group of the same people.
- Face coverings will be worn during unavoidable close working.

AYLING-GROUNDWORKS.CO.UK
The Studio, Magnolias, Church Lane, Yapton, Arundel, West Sussex, BN18 0EH
ayling-groundworks.co.uk – jim@ayling-groundworks.co.uk

Method Statement

MIBRI Ltd, Heras Fencing Erection, Angel Sands, Water Lane, Storrington

---

Resources:

Resources consist of:

Personnel
Labour levels will vary to meet the project programme. The Project Manager will monitor material levels and work programmes and adjust the site labour accordingly. Weekly attendance records will be maintained by the Site Manager, which will be available to MIBRI Ltd.

All operatives will hold a CSCS card / CPCS or equivalent NPORS cards (plant operators) – copies of which will be issued to MIBRI Ltd upon request.

Supervision
The Ayling Groundworks team will liaise with the MIBRI Ltd team daily to maintain effective co-ordination. Contact details will be exchanged to facilitate on-going liaison and co-ordination.

Our Site Supervisor responsibilities include:

- Plan ahead.
- Take ownership and responsibility.
- Organise workforce.
- Ensure workforce has suitable PPE, tools and equipment.
- Lead by example – by not walking by.
- Communicate with MIBRI project team.
- Undertake daily task briefings to the workforce.
- Carry out regular tool box talks.
- Report unsafe practices & SHE concerns.

Plant and Equipment
Plant and equipment supplied will consist of:

- Shovels, rakes, etc.
- 6t excavator – grapple, breaker and bucket attachments.
- 12.5m Telehandler
- Strimmer
- Hedge Cutter

Plant will be isolated at the end of each working shift – remaining within the site confines. The existing door gate will be locked shut outside of working hours.

Plant operators are to be CPCS / NPORS trained – holding the appropriate category.

Plant operators will complete daily pre-use and weekly recorded inspections of all plant, lifting equipment and lifting accessories – following the manufacturer's user guide suggested checklist.

.

AYLING-GROUNDWORKS.CO.UK
The Studio, Magnolias, Church Lane, Yapton, Arundel, West Sussex, BN18 0EH
ayling-groundworks.co.uk – jim@ayling-groundworks.co.uk

Method Statement

MIBRI Ltd, Heras Fencing Erection, Angel Sands, Water Lane, Storrington

Access Equipment
Not applicable due to the nature of this project.

Lighting
Not applicable due to the nature of this project.

Delivery of Materials, Plant & Equipment
Access to the Site will be via existing access roadways. Site related vehicles will park within the existing car park boundary – with the existing car park gate closed – controlling third party access whilst work is underway.

MIBRI security procedures – communicated to the team during induction by the Client will be followed at all times. Deliveries and waste collections will be co-ordinated via the Client in accordance with prison procedures.

Vehicles will be met at the main access gates by Ayling Groundworks banksman. The vehicle will be escorted to the designated area – supervised by the banksman during all turning and reversing.

Vehicles/ plant will enter the site area – with the existing vehicle gate closed behind – controlling third party access whilst work is underway.

Upon completion of the delivery / collection – the vehicle will be inspected by the banksman – ensuring that no mud deposits, debris, etc. exits that could be spread onto the access roadways. A water hose / brush / broom will be used to clear any debris prior to departure.

The vehicle will be escorted from the site area back to the main access gates by a Ayling Groundworks banksman on departure.

Management of Waste
Waste materials will comprise concrete and brick hardcore, all arisings will be transported to the designated spoil heap for collection by others.

Segregation

Access to the site areas will be via existing access roadways. Site related vehicles will park within the existing site boundary – with the existing gate closed – controlling third party access whilst work is underway.

The wearing of high visibility vests is mandatory. Banksmen supervision will be maintained whilst plant is operating – controlling movements.

Plant operators are instructed to stop safely and isolate the plant controls on approach of a pedestrian. Pedestrians are instructed to stop a safe distance from the plant and await signal from the operator that it is safe to approach.

AYLING-GROUNDWORKS.CO.UK
The Studio, Magnolias, Church Lane, Yapton, Arundel, West Sussex, BN18 0EH
ayling-groundworks.co.uk – jim@ayling-groundworks.co.uk

Method Statement

MIBRI Ltd, Heras Fencing Erection, Angel Sands, Water Lane, Storrington

Asbestos and Contaminated Ground

A ground contamination report was undertaken by Ground Condition Consultants on the 20th March 2020 and updated with a Remediation strategy May 2023 that contained the following information relating to ground contamination. The workforce will proceed with caution – ceasing tasks immediately should any asbestos / ground contamination or suspected asbestos / ground contamination be encountered during the works

Conclusions Of The GCC Risk Assessment

The conceptual model, based on information obtained as part of the Preliminary Risk Assessment and confirmed by the Generic Quantitative Risk Assessment, has identified the following potential sources of contamination in relation to the proposed development of the site for residential use.

- *Asbestos debris in Made Ground across the site.*
- *Ground gas from Made Ground.*
- *Potential for leachable heavy metals and PAH in Made Ground at the base and sides of the landfill*

Asbestos

- The risks of impact to the proposed development from asbestos contamination have been assessed to be low/moderate. Of the 21 samples taken 3 yielded Chrysotile and Amosite fibres where the original material configuration cannot be identified. Quantification of the asbestos content identified that all 3 asbestos positive samples contained a low grade <0.001 % w/w asbestos content. Mitigation to address the asbestos containing materials and fibres in the Made Ground across the site will be required in soft landscaped areas only and are likely to take the form of an engineered cover system circa 600mm of inert covering, comprising of imported topsoil placed over a geotextile membrane for any final use. With regards to the construction phase works, actions to mitigate any potential ACM contaminate source pathway will be outlined below in this method statement and risk assessment.

Gas From Made Ground

- Ground gas protection measures will be required for all buildings on the site for their final use. However, further ground gas monitoring of the wells installed on site is on-going to confirm the current ground gas regime and suitable ground gas protection measures are monitored. It is not envisaged that gas detection measures will be necessary for most groundworks work scopes, given that no excavations will be greater than 1.0m from existing ground levels. Should any ground excavations be greater than 1.0 meters a gas monitoring regime will be undertaken to protect all work force personnel.

Heavy Metals

- Limited leachable polycyclic aromatic hydrocarbon (PAH) contamination has been identified in soils samples across the near surface soils investigated to data. While these limited concentrations, attributable to ash in the Made Ground, are not considered to constitute a significant source of contamination. The heavy metals included in the analysis of the samples from the site were generally identified at concentrations below the adopted GACs in the samples across the site.

AYLING-GROUNDWORKS.CO.UK
The Studio, Magnolias, Church Lane, Yapton, Arundel, West Sussex, BN18 0EH
ayling-groundworks.co.uk – jim@ayling-groundworks.co.uk

Method Statement

MIBRI Ltd, Heras Fencing Erection, Angel Sands, Water Lane, Storrington

Underground Services

The following safe digging procedure will be implemented but not limited to:

- Existing utilities searches will be reviewed (requested from the Client).
- CAT scanning will be undertaken to locate presumed / suspected services and identify any further unknown services.
- Non-conductive road form pins and hazard tape / spray paint will be used to mark the approximate location of these services.
- Only hand digging using insulated hand tools will be permitted 0.5 metres either side of known services. Digging will be alongside services and exposure via horizontal digging where possible.
- Any exposed services will be propped and protected to prevent damage.
- The utility owner will immediately be informed should any damage be suspected.
- All services will be treated as live until proven otherwise.

Control of Dust, Noise and Vibration

Controls include:

- **Dust**
  Dust will be kept to a minimum. A water hose will be on hand to dampen down surfaces / create a fine mist spray to supress airborne dust. Where larger work scopes exist the use of 1 to 2 number AIO IBC mounted water cannons will be used to create a wide spread water borne misting solution to eliminate any possible dust. Dust Fighter AIO Misting Cannon. The AIO combines a misting fan with a 1000 litre IBC water tank and an electric pump. Users only need to fill the tank with water and connect a 110v power supply (32A coupler) and the unit will discharge a fine mist of water droplets to suppress airborne dust with a range of 15 meters. The AIO will operate for approx. 8.0 hours between refills or continuously if connected to a water supply - for continuous operation connect a 1/2" hose to the tank quick-coupling. An auto-refill valve will keep the tank topped up without it overflowing. Water suppression will be adopted and the use of FFP3 respirators will be worn where localised residual airborne dust could be generated.

- Noise
  Noise will be kept to a minimum. Ear defenders will be worn where noise levels exceeding 80 dB(A) could be generated. Third parties who could be affected will be informed in advance of tasks commencing.

- Vibration
  Vibration will be kept to a minimum. Vibration exposure will be assessed for the tools used and trigger times identified. Task rotation will be adopted to ensure that the exposure limit value is not exceeded.

Asbestos Sample Locations

AYLING-GROUNDWORKS.CO.UK
The Studio, Magnolias, Church Lane, Yapton, Arundel, West Sussex, BN18 0EH
ayling-groundworks.co.uk – jim@ayling-groundworks.co.uk

Method Statement

MIBRI Ltd, Heras Fencing Erection, Angel Sands, Water Lane, Storrington

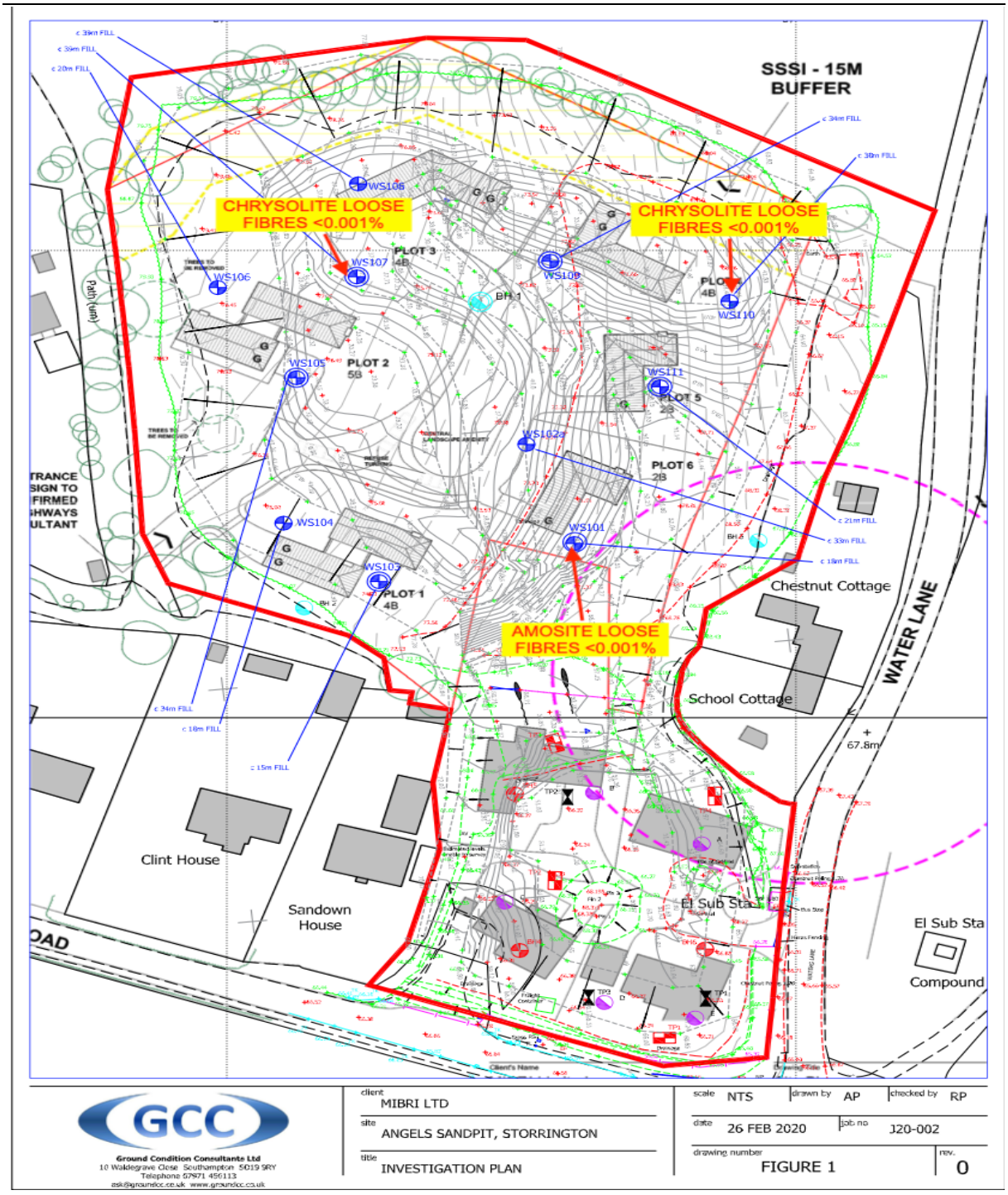

AYLING-GROUNDWORKS.CO.UK
The Studio, Magnolias, Church Lane, Yapton, Arundel, West Sussex, BN18 0EH
ayling-groundworks.co.uk – jim@ayling-groundworks.co.uk

Method Statement

MIBRI Ltd, Heras Fencing Erection, Angel Sands, Water Lane, Storrington

Manual Handling

Manual handling will be kept to a minimum as follows:

- Mechanical aids will be used wherever practical – excavator with grapple, dumper, etc.
- Where manual handling is unavoidable, loads will be broken down into manageable sizes where practical (less than 25KG). Loads exceeding 25KG, or those that are bulky and unwieldly, will be handled via team lift.
- Waste sacks will not be overloaded – kept below 25KG each.
- The workforce will be instructed to only handle what they feel physically capable of.
- The workforce will be instructed to take regular rest breaks.
- Operatives with a history of musculoskeletal injuries / disorders will be excluded from manual handling
  tasks.

- Routes along which significant manual handling tasks are necessary will be inspected in advance – ensuring the route is clear of obstructions, debris underfoot and firm and level.
- The Site Supervisor will conduct dynamic manual handling assessments as works progress.

Documentation

Documentation applicable to our works consist of:

- Method statement briefing register.
- Site safety reports / health and safety inspection reports.
- Plant and equipment inspection registers.
- Toolbox talk attendance registers.

Risk Analysis

Reference should be made to the attached risk assessment for details on the controls and procedures to minimise the risks associated.

PPE

Five points PPE is mandatory:

- Protective Gloves – EN388.
- Basic Eye Protective Glasses – EN166 – Category F Low Impact.
- Hard Hat – EN397.
- High Visibility Vest – EN471 – Class 1.
- Safety Footwear – EN ISO 20345 – S1P.

Task specific PPE consists of:

- Ear Defenders – EN352-1 Ear Defenders – SNR27 or Above. When using power tools.
- Impact Resistant Safety Goggles – EN166 – Category B Medium Impact – Frame 4 – Resistant to Coarse Dust Particles. When using power tools.
- Protective Gloves – EN388. When handling materials and waste.
- FFP3 Respirators – EN149 – FFP3 – R (reusable) or NR (not reusable). When residual airborne dust is generated.

AYLING-GROUNDWORKS.CO.UK
The Studio, Magnolias, Church Lane, Yapton, Arundel, West Sussex, BN18 0EH
ayling-groundworks.co.uk – jim@ayling-groundworks.co.uk

Method Statement

MIBRI Ltd, Heras Fencing Erection, Angel Sands, Water Lane, Storrington

---

First Aid Provisions

Emergency procedures will be communicated to the workforce during the site induction. The first aiders will also be identified during the site induction. A first aid kit and eye wash kit are held in the working area.

Sequence of Works / Control Measures

The following controls will be implemented on site:

1. Existing Reptile fencing line will be followed to establish the line of the proposed security / Heras fencing. This will include a 20m buffer Zone / stand off from the SSSI to the North of the site.

2. Works will commence with the use of a 6t Excavator to lightly tooth the ground of all vegetation in order to clear a path of all overgrowth to make a safe clear passage for the proposed fencing line. Dampening down areas where dust could arise from dry weather.

3. Once a clear path has been established works will commence to manually erect the Heras fencing panels and feet to the approximate line of the existing Reptile fencing.

4. Heras fencing will be kept level and extra measures will be considered if fencing becomes unstable due to undulating surfaces.

5. The plant operating instructions / user guide / manufacturer's instructions will be read and understood before use. Operators will regularly refresh themselves on the instructions. Only CPCS / NPORS or NPORS equivalent qualified plant operators – holding the correct category of training – are permitted to operate the plant.

6. The Site Manager will monitor operators regularly throughout the project. Anyone observed not to be operating the plant in accordance with the operating instructions and this safe system of work will be removed from site.

7. Plant operators will complete the daily pre-use inspection of the plant at the start of each working shift.

8. Under no circumstances will plant be operated with persons in the danger area – banksman supervision will be maintained. Plant operators will always inspect the danger zone to ensure it is free of persons or obstructions – particularly when moving in reverse. Stop work immediately, put the lock levers in the lock position and all control levers and pedals in their neutral positions if persons continue approaching the danger zone despite warnings. Never step or stand in the danger zone when the engine is running – even if the controls are in neutral. Danger of death.

9. Separate Heras fencing and screening will be installed to segregate the works on the drainage installation area to limit dust escaping from the works area, all work excavations will be damped down to also limit dust.

10. Works will then commence to excavate one number drainage trench 15 meters long x 300mm wide x 400mm deep to install the drainage pipe, including for one number 110mm pop-up and on number 450mm PPIC manhole base and cover. Fully Encapsulated in 10mm shingle.

Permit Requirements

MIBRI permit to work procedures will be followed – however, no permit to work controlled tasks are foreseen.

AYLING-GROUNDWORKS.CO.UK
The Studio, Magnolias, Church Lane, Yapton, Arundel, West Sussex, BN18 0EH
ayling-groundworks.co.uk – jim@ayling-groundworks.co.uk

Method Statement

MIBRI Ltd, Heras Fencing Erection, Angel Sands, Water Lane, Storrington

---

Submission and Briefing

These risk assessments and method statements will be issued to the MIBRI team for comment and approval prior to commencement of works.

The Ayling Groundworks Site Manager will brief the workforce on the content of this method statement prior to attendance at the MIBRI site induction.

The workforce will sign the method statement briefing register at the end of this document to record their acknowledgement and acceptance of the controls and procedures outlined.

Daily task briefings will be held by the Ayling Groundworks Site Manager prior to commencing work.

Checking, Review and Update Provision/Change Requirements

This document will remain 'live' and will be updated accordingly as works progress and site conditions evolve. The revision on page 1 and at the bottom of each page will be updated following each revision.

As a minimum, this document will be reviewed every 3 months. Further reviews will be undertaken should issues or concerns be raised which suggest that the safe system of work is insufficient and following any accidents or incidents.

Updates will be made by Jim Ayling.

Monitoring and Compliance

The Site Manager will be responsible for the day-to-day monitoring of Ayling Groundworks activities on site. Any concerns or issues will be raised with the relevant persons immediately.

Co-operation and Co-ordination

The Ayling Groundworks team will liaise with the MIBRI team daily to maintain effective co-ordination. Daily task briefings will be held by the Ayling Groundworks Site Manager prior to commencing work.

Environmental Issues

Key environmental risks identified have been outlined below:

Generation of airborne dust.

The above risks will be controlled as summarised below:

- A water hose will be on hand to dampen down localised surfaces / create a fine mist spray to supress airborne dust. Larger works areas will require the use of water misting cannons to dampen the wider area to be worked on.
- Water suppression will be adopted where sweeping is unavoidable.

AYLING-GROUNDWORKS.CO.UK
The Studio, Magnolias, Church Lane, Yapton, Arundel, West Sussex, BN18 0EH
ayling-groundworks.co.uk – jim@ayling-groundworks.co.uk

Method Statement

MIBRI Ltd, Heras Fencing Erection, Angel Sands, Water Lane, Storrington





Worthing Hospital

4.0 ★★★★☆ 476 Google reviews

General hospital in Worthing, England

Website | Directions | Save | Share | Call

Worthing Hospital is a medium-sized District General Hospital located in Worthing, West Sussex, England. It is managed by University Hospitals Sussex NHS Foundation Trust. Wikipedia

Address: Lyndhurst Rd, Worthing BN11 2DH

Phone: 01903 205111

Hours: Open 24 hours
Emergency department: Open 24 hours · More hours

Founded: 1829

Opened: 1829

Beds: approx 500

Emergency department: Yes Accident & Emergency

Coordinates: 50°49′00″N 0°21′51″W / 50.8168°N 0.3643°W

Suggest an edit · Own this business?

AYLING-GROUNDWORKS.CO.UK
The Studio, Magnolias, Church Lane, Yapton, Arundel, West Sussex, BN18 0EH
ayling-groundworks.co.uk – jim@ayling-groundworks.co.uk

Method Statement

MIBRI Ltd, Heras Fencing Erection, Angel Sands, Water Lane, Storrington

---

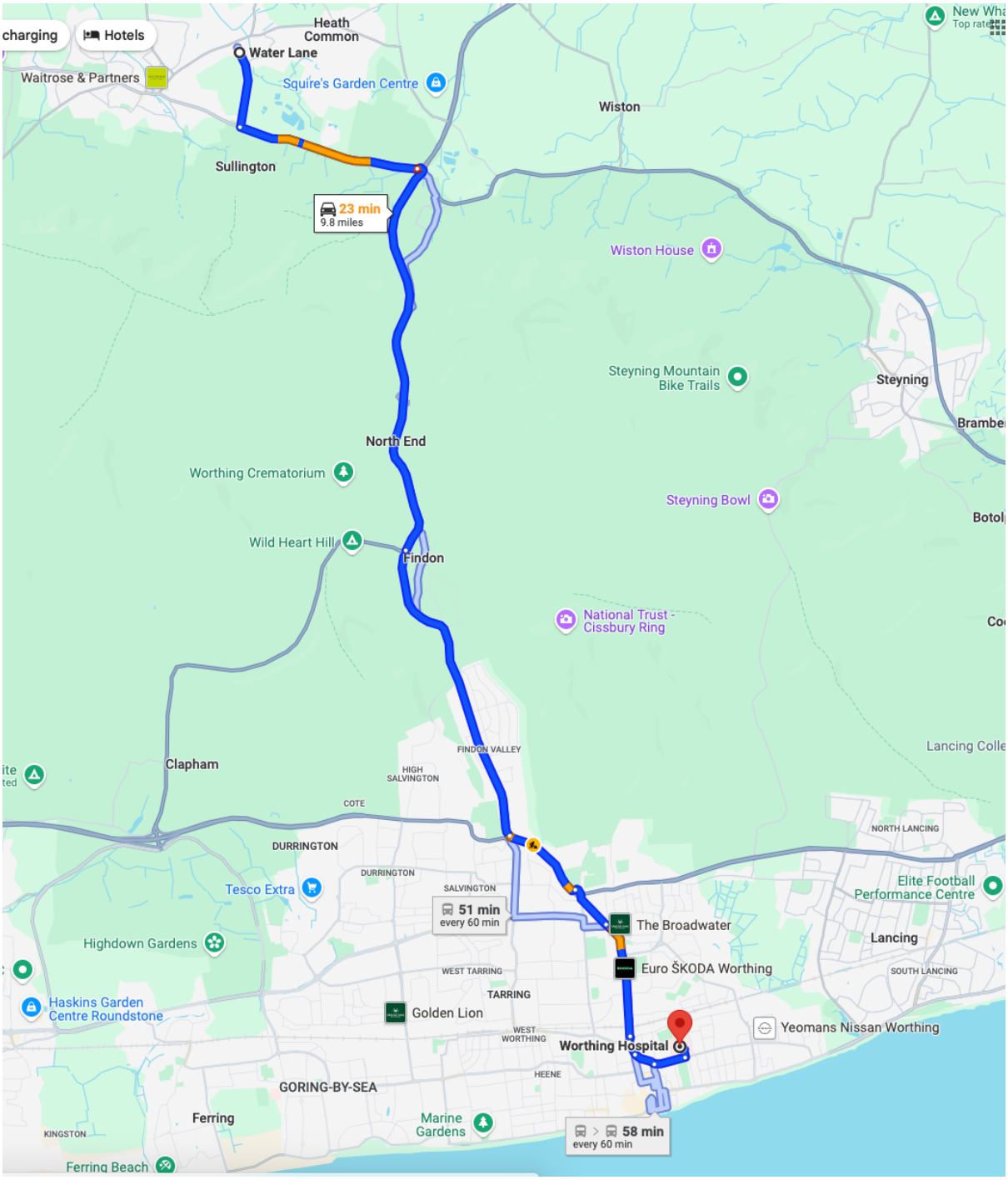

AYLING-GROUNDWORKS.CO.UK
The Studio, Magnolias, Church Lane, Yapton, Arundel, West Sussex, BN18 0EH
ayling-groundworks.co.uk – jim@ayling-groundworks.co.uk

Method Statement

MIBRI Ltd, Heras Fencing Erection, Angel Sands, Water Lane, Storrington

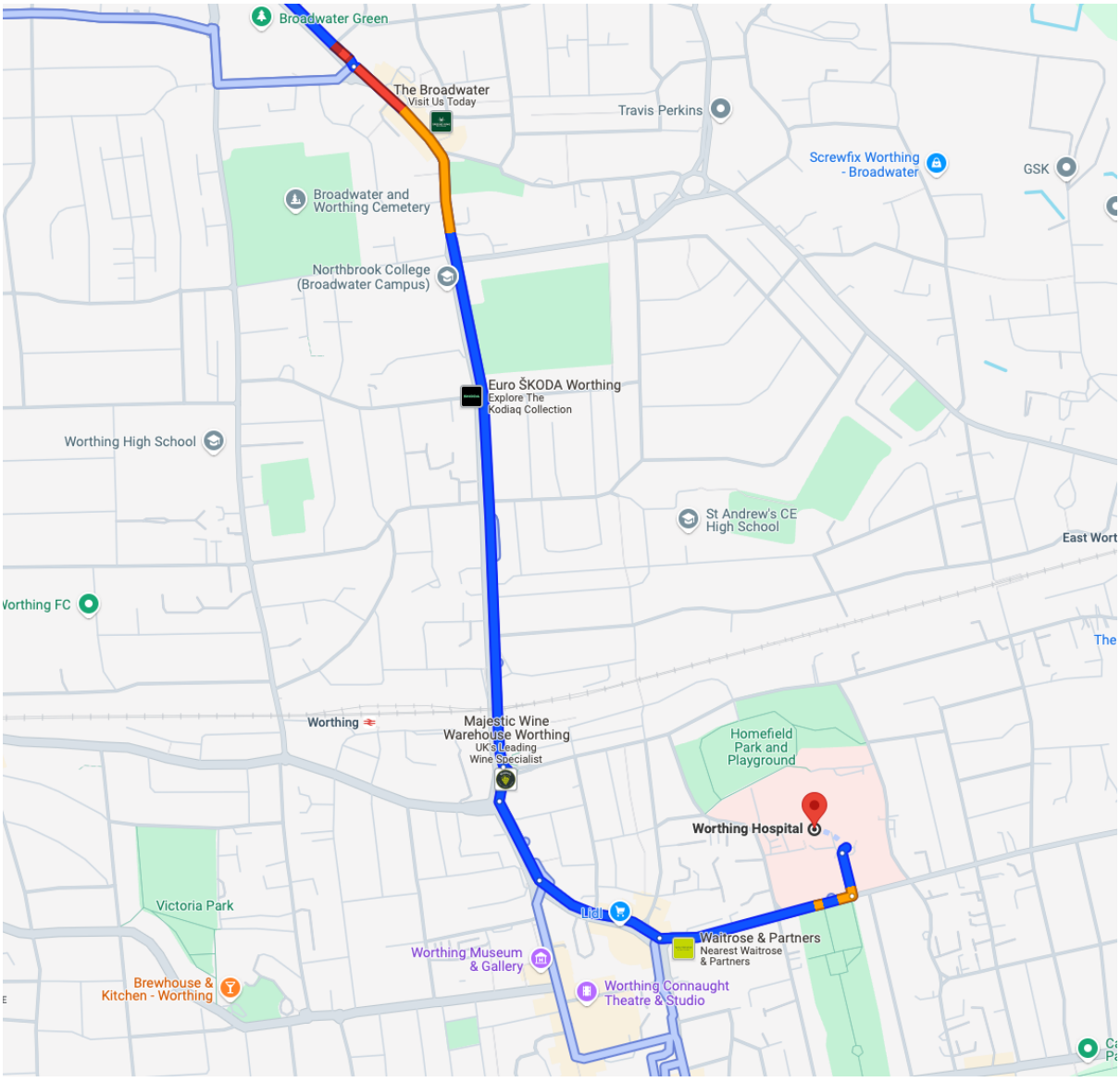

Method Statement

MIBRI Ltd, Heras Fencing Erection, Angel Sands, Water Lane, Storrington





St Richard's Hospital

3.8 ★★★★☆ 364 Google reviews

General hospital in Chichester, England

Website | Directions | Save | Share | Call

St Richard's Hospital is a medium-sized District General Hospital located in Chichester, West Sussex, England. It is now part of University Hospitals Sussex. Wikipedia

Address: Spitalfield Ln, Chichester PO19 6SE

Phone: 01243 788122

Hours: Open 24 hours
Emergency department: Open 24 hours · More hours

Founded: 1938

Beds: approx 430

Opened: 1938

Emergency department: Yes Accident & Emergency

Coordinates: 50°50'35"N 0°46'13"W / 50.8430°N 0.7702°W

Suggest an edit · Own this business?

AYLING-GROUNDWORKS.CO.UK
The Studio, Magnolias, Church Lane, Yapton, Arundel, West Sussex, BN18 0EH
ayling-groundworks.co.uk – jim@ayling-groundworks.co.uk

Method Statement

MIBRI Ltd, Heras Fencing Erection, Angel Sands, Water Lane, Storrington

---

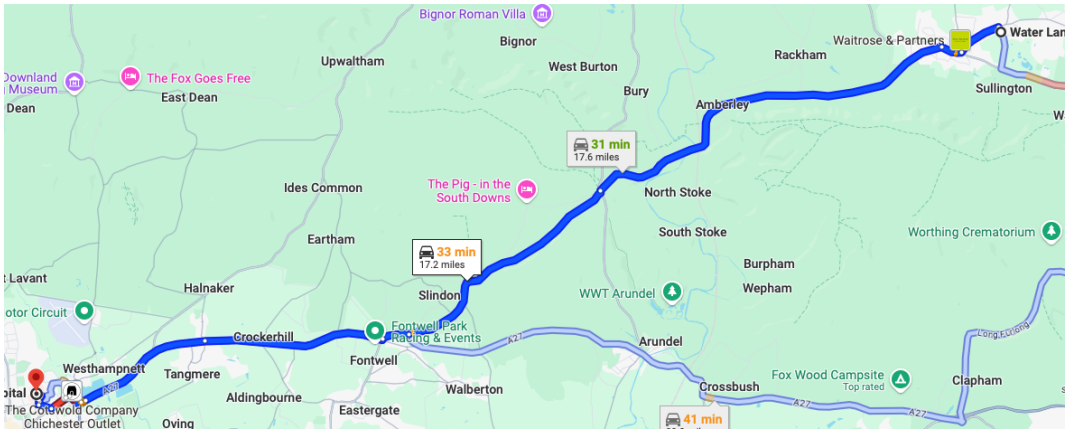

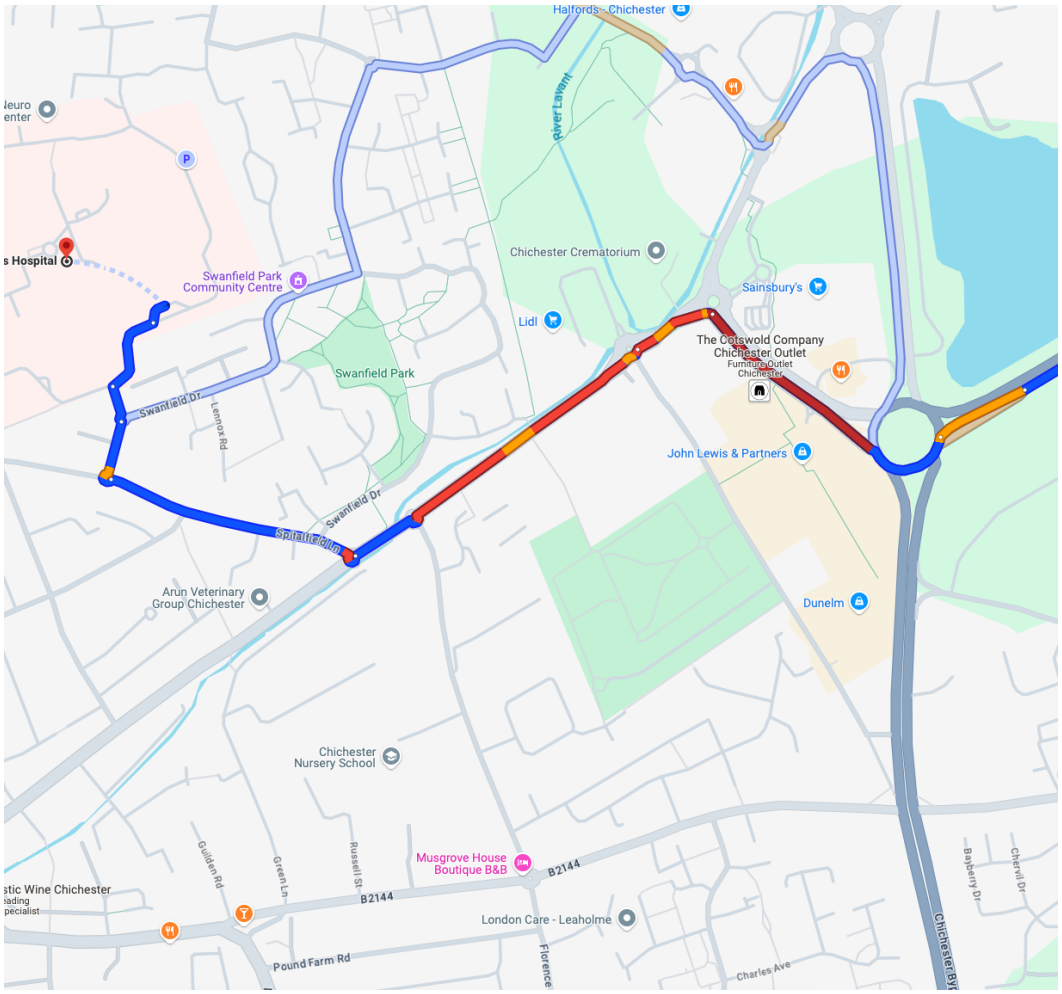

AYLING-GROUNDWORKS.CO.UK
The Studio, Magnolias, Church Lane, Yapton, Arundel, West Sussex, BN18 0EH
ayling-groundworks.co.uk – jim@ayling-groundworks.co.uk

Method Statement

MIBRI Ltd, Heras Fencing Erection, Angel Sands, Water Lane, Storrington

---

Method Statement Briefing Register		
Title: Phase 2 Erection Of Heras Security Fencing And 13m Of Drainage Run		
I hereby declare, that I have read and understood the risk assessment and method statement as outlined above, and will ensure that all works are undertaken in accordance with the control measures and procedures outlined.		
Name	**Signature**	**Date**

APPENDIX A
RISK ASSESSMENTS

AYLING-GROUNDWORKS.CO.UK
The Studio, Magnolias, Church Lane, Yapton, Arundel, West Sussex, BN18 0EH
ayling-groundworks.co.uk – jim@ayling-groundworks.co.uk

Method Statement

MIBRI Ltd, Heras Fencing Erection, Angel Sands, Water Lane, Storrington

Address:	Phase 2 Angel Sands Water Lane Storrington West Sussex	**Works:**	Erection Of Heras Fencing and Drainage Run

Assessment Date:	16th September 2024	**Review Date:**	16th October 2024	**Assessors:**	J Ayling

Significant Hazards	Those at Risk	Initial Risk Rating	Control Measures	Residual Risk Rating
Covid-19	All	High	• The Site Manager will control site labour levels – ensuring that labour is managed to facilitate social distancing. Due to the fact that the car park is large and self-contained – tasks can easily be managed with social distancing maintained throughout. • Hand sanitiser will be positioned adjacent to the vehicle parking area – the workforce will be instructed to use the hand sanitiser provided at the start and end of each working shift. • Further hand sanitiser will be positioned in strategic locations – within plant, at the WC, etc. • Disinfectant wipes will be on hand – used to clean surfaces where touching has been unavoidable and to disinfect plant controls, etc. between uses.	Low

Method Statement

MIBRI Ltd, Heras Fencing Erection, Angel Sands, Water Lane, Storrington

Disturbance of asbestos and contaminated ground	Workforce	Medium	• The workforce will always proceed with caution. Work will stop immediately, clear the area of all personnel should any operatives discover or suspect contamination. All suspect materials will be treated as asbestos/contaminated ground until proven otherwise.	Low
Disturbance of asbestos contained dust	Workforce / Third Parties	Medium	• All work scope areas where construction dust could arise from the existing ground contamination will be damped down either with localised sprinklers or on wider work scopes water misting cannons as detailed above.	Low
Disturbance of asbestos contained particles & contaminated ground	Workforce / Third Parties	Medium	• Periodic background / reassurance air monitoring to sample air near the work scope areas	Low
Disturbance of asbestos and contaminated ground	Third Parties	Medium	• Sealing off work zone areas with Heras fencing and impermeable sheeting to limit dust escaping	Low
Disturbance of asbestos and contaminated ground working in trenches	Workforce	Medium	• Wearing of correct PPE including FFP3 Respirators at all times	Unlikly

Method Statement

MIBRI Ltd, Heras Fencing Erection, Angel Sands, Water Lane, Storrington

Disturbance of asbestos and contaminated ground working in trenches	Workforce / Third parties	Low	• Lining all trench excavations with woven membrane to act as a contamination barrier before backfilling	Unlikly
Unauthorised access into working areas	Third parties	Medium	• Access to the car park will be via existing access roadways. Site related vehicles will park within the existing car park boundary – with the existing car park gate closed – controlling third party access whilst work is underway.	Low
Operating plant	All	High	• The wearing of high visibility vests is mandatory. Banksmen supervision will be maintained whilst plant is operating – controlling movements. • Plant operators are instructed to stop safely and isolate the plant controls on approach of a pedestrian. Pedestrians are instructed to stop a safe distance from the plant and await signal from the operator that it is safe to approach. • The existing vehicle gate will remain closed – controlling third party access whilst work is underway.	Low

Failure of plant	Workforce	Medium	• All plant will hold thorough examination certificates – with re-examination completed in accordance with the manufacturer's instructions. • Plant operators are too complete daily pre-use and weekly recorded inspections of all plant, lifting equipment and lifting accessories – following the manufacturer's user guide suggested checklist. The weekly recorded inspections are to be documented in the LOLER and PUWER Register. • Only automatic quick hitches will be used. The quick hitches will be inspected at the start of each working shift with weekly recorded inspections completed (following the manufacturers recommended inspection checklist).	Low

Unsafe operation of plant – leading to overturning, collisions, etc.	Workforce	Medium	• Safe working loads will never be exceeded. • Plant operators are to be CPCS / NPORS trained – holding the appropriate category. Plant is to be fitted with roll over protection and fall protection. Operators are to wear seatbelts provided. • Manufacturers recommended instructions and warnings will always be observed. • Access routes (particularly those used by dumpers) will be firm, stable and level. Plant will never be operated outside of its capabilities. The plant manufacturer's user and operation instructions will always be followed.	Low
Work in proximity to moving plant and vehicles	Workforce	High	• All persons entering the site will wear high visibility vests and keep aware of moving plant and vehicles. • Plant operators are instructed to stop safely and isolate the plant controls on approach of a pedestrian. Pedestrians are instructed to stop a safe distance from the plant and await signal from the operator that it is safe to approach. • Third parties – not involved in the work, i.e. visitors and other trades – must be escorted by the Site Manager when within the working areas. • Plant movements where pedestrians are not sufficiently segregated will be controlled via banksman (orange high visibility vest). 5MPH speed limits apply. No turning or reversing is permitted in areas where pedestrians are not segregated.	Low
Contact with buried services – leading to electrocution; uncontrolled release of	Workforce	High	• CAT scanning will be undertaken to locate known service runs and to identify any unknown service runs. Spray paint / flags will be used to visually mark these routes.	Low

Generation of airborne dust	Third Parties	Medium	• Any surfaces likely to dry out and generate airborne dust in windy conditions will be damped down. • A water mist spray will be generated during demolition works to supress any airborne dust generated.	Low

Method Statement

MIBRI Ltd, Heras Fencing Erection, Angel Sands, Water Lane, Storrington

Hand arm vibration – strimmer / hedge cutter	Workforce	Medium	• The vibration magnitudes for the equipment being used will be assessed to determine the trigger time taken to reach the exposure limit value. Task rotation will be followed to avoid this limit being exceeded.	Low
substances; fire / explosion, etc.	Workforce	Medium	• Safe digging practices (following HSE guidance) will be implemented where services are known or suspected to run through locations of excavations.	Low
Hearing damage – noise	Workforce	High	• Ear defenders will be worn when using noisy tools or equipment above 80db.	Low
Moving and erecting Heras Fencing panels	Workforce	Medium	• Items will be bulk moved with the use of telescopic handler lifting equipment and erected manually. Panels weigh approximately 15kg and erected with a minimum of two personnel to avoid any manual handling injuries	Low
Use of unsuitable hand tools	Operatives/ Persons adjacent	Medium	• Tools provided by the employer must be assessed to ensure that they are fit for the purpose, the environment in which they are to be used and are in good working condition.	Low

AYLING-GROUNDWORKS.CO.UK
The Studio, Magnolias, Church Lane, Yapton, Arundel, West Sussex, BN18 0EH
ayling-groundworks.co.uk – jim@ayling-groundworks.co.uk

Method Statement

MIBRI Ltd, Heras Fencing Erection, Angel Sands, Water Lane, Storrington

Inexperienced user of hand tools	Operatives/ Persons adjacent	Medium	• Operatives are to be instructed in the correct method of use and in maintenance requirements at induction if not part of craft training	Low
Damaged Hand Tools	Operatives/ Persons adjacent	Medium	• Hand tools which can deteriorate with use will be monitored to ensure they are sharpened or replaced as necessary, and that the correct tools are being used properly. Specific checks will be made as follows; • Chisels for mushroom heads, Hammer and file handles for deterioration and exposed tangs Open-ended spanners for splayed jaws	Low
Flying particles from using hand tools	Operatives/ Persons adjacent	High	• Eye protection is to be provided and used whenever work is done using cold chisels, drills, grinders or other tools where there is a risk of flying particles or pieces of the tool breaking off.	Low
Strike injury's from using hand tools	Operatives	High	• PPE (heavy duty gloves) to be worn where there is a risk of striking hands e.g. use of hammer and chisel	Low

AYLING-GROUNDWORKS.CO.UK
The Studio, Magnolias, Church Lane, Yapton, Arundel, West Sussex, BN18 0EH
ayling-groundworks.co.uk – jim@ayling-groundworks.co.uk

Method Statement

MIBRI Ltd, Heras Fencing Erection, Angel Sands, Water Lane, Storrington

Fatal electric shock from using hand tools	Operatives	High	• Insulated tools must be used where there is a possibility of live electrical work.	Low
Cuts, scrapes, grazes and trips from working with fencing panels	Workforce	Medium	• All cut ends of reinforcing bars will be capped with appropriate sized re-bar caps to avoid injury. • Walking boards will be placed on steel mesh reinforcement to limit trips and ankle injuries sustained from slipping through mesh 1.	Low
Manual handling fencing	Workforce	Medium	• Mechanical aids will be used wherever practical – telehandler will be made available • Where manual handling is unavoidable, loads will be broken down into manageable sizes where practical (less than 25KG). Loads exceeding 25KG, or those that are bulky and unwieldly, will be handled via team lift. • The workforce will be instructed to only handle what they feel physically capable of. • The workforce will be instructed to take regular rest breaks. • Operatives with a history of musculoskeletal injuries / disorders will be excluded from manual handling tasks. • Routes along which significant manual handling tasks are necessary will be inspected in advance – ensuring the route is clear of obstructions, debris underfoot and firm and level. • The Site Supervisor will conduct dynamic manual handling assessments as works progress. 2.	Low