Life Size Architecture (trading name of Life Size Architecture ltd) reserves the right to all drawings produced, please see company Terms & Conditions for further details.

Notes

Do not scale directly from drawing, all measurements are to be taken from site prior to the commencement of works.

It is the contractors responsibility to ensure compliance with Building Regulations.

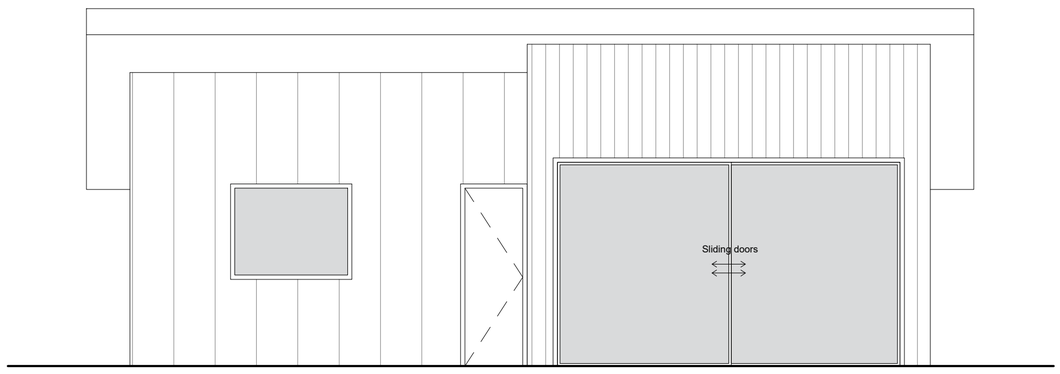

PROPOSED ANNEXE FRONT ELEVATION - 1:50 @ A1

LEGEND

- GAS — GAS METERS
- ELE — ELECTRICAL METERS
- BOILER
- CONSUMER UNIT
- M/F — MEGAFLOW UNIT
- RAD — RADIATOR
- HTR — HEATED TOWEL RAIL
- DIRECTION OF ROOF FALL
- IC INV:311 — INSPECTION CHAMBER
- SVP — SOIL VENTILATION STACK
- SS — STUB STACK
- RWP — RAINWATER PIPE
- GUL — GULLEY
- W/FD — WATER FEED/OR TAPS

MATERIAL KEY

- ALUMINUM / ZINC CLADDING
- ALUMINUM / ZINC ROOFING
- TIMBER EFFECT ALUMINUM CLADDING
- STONE CLADDING
- RENDER

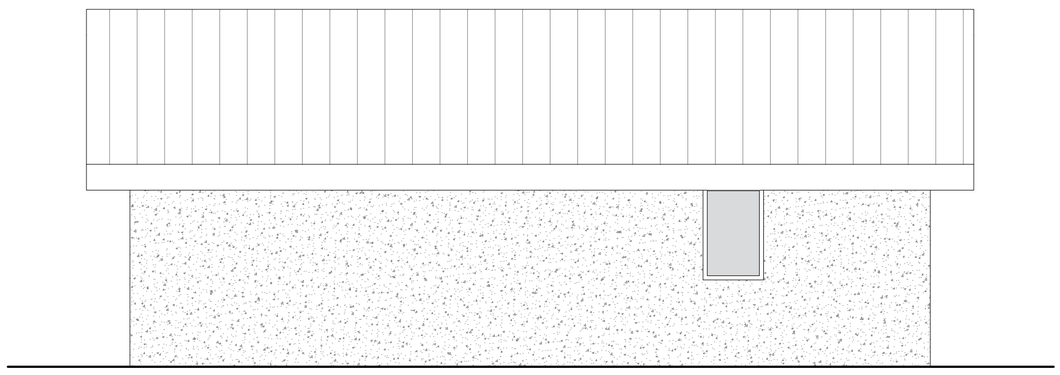

PROPOSED ANNEXE REAR ELEVATION - 1:50 @ A1

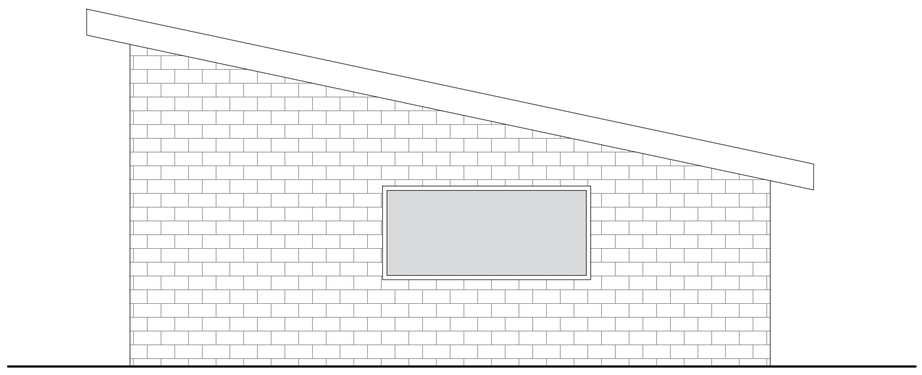

PROPOSED ANNEXE SIDE ELEVATION - 1:50 @ A1

PROPOSED ANNEXE SIDE ELEVATION - 1:50 @ A1

0 1.0 2.0 3.0 4.0 5.0 10.0

scale in metres

LIFE SIZE
01273 688 744
studio@lifesizearchitecture.co.uk
www.lifesizearchitecture.co.uk

description:	date:	revision:
AMENDED FOR PLANNING	12/02/25	A

title:

PROPOSED ANNEXE ELEVATIONS

project no: **24019GL**

drawing no: **PR06**

drawing status:

PLANNING

client:
ANNALIZE VAN ZYL

project:
LITTLE FAIRSEAT, GEORGES LANE, STORRINGTON, RH20 3JH
EXTENSION WORK, INTERNAL REMODEL & LANDSCAPING

date:	scale:	drawn:	checked:
02/12/24	1:50 @ A1	CD	RB