DATE: **20 October 2026**

DESIGNER: **MMA Lighting Consultancy Ltd**

PROJECT No: **MMA20740**

PROJECT NAME: **Church Lane, Ashington**

Proposed Private Lighting Strategy – R0

6m Standard Specification Columns with
Philips Luma Gen2 Micro BL 2700K LED Luminaires

A maintenance factor of 1.0 has been used as an example in order to present a worst case scenario perspective.

Base drawing number used in this calculation 'Constraints Plan External'

Outdoor Lighting Report

PREPARED BY:

MMA Lighting Consultancy Ltd
99 Old Bath Road
Summer Field House
Charvil
Reading
Berkshire
RG10 9QN
Email: info@mma-consultancy.co.uk
Web: www.mma-consultancy.co.uk

Layout Report

General Data

Dimensions in Metres Angles in Degrees

Calculation Grids

ID	Grid Name	X	Y	X' Length	Y' Length	X' Spacing	Y' Spacing
1	Grid 1 - P5	512662.96	115858.21	27.00	57.00	1.50	1.50
2	Grid 2 - P5	512558.24	115844.42	36.00	69.00	1.50	1.50
3	Grid 3 - P5	512559.01	115968.67	18.00	45.00	1.50	1.50
4	Grid 4 - P5	512625.80	115954.06	63.00	57.00	1.50	1.50
5	Grid 5 - Car Park	512573.00	116008.55	51.00	39.00	1.50	1.50
6	Grid 6 - P5	512623.92	116024.66	45.00	21.00	1.50	1.50
7	Grid 7 - P5	512611.66	116040.08	51.00	39.00	1.50	1.50
8	Grid 8 - P5	512627.90	116089.19	33.00	39.00	1.50	1.50
9	Grid 9 - P5	512508.62	116149.77	66.00	69.00	1.50	1.50
10	Grid 10 - P5	512507.36	116090.58	21.00	30.00	1.50	1.50
11	Grid 11 - P5	512485.55	116120.05	21.00	33.00	1.50	1.50
12	Grid 12 - P5	512355.16	116084.69	77.95	42.00	1.50	1.50
13	Grid 13 - P5	512374.23	116165.81	30.00	49.36	1.50	1.50
14	Grid 14 - P5	512476.72	116175.51	30.00	24.00	1.50	1.50
15	Grid 15 - Car Park	512323.62	116210.67	30.00	49.36	1.50	1.50
16	Contour Grid	512323.61	115843.19	368.24	415.97	1.50	1.66

Luminaires

Luminaire A Data

Supplier	
Type	BGP702 DM10 BL1
Lamp(s)	LED-HB 5.2S 727
LampFlux(klm)/Colour	2.20 2700/70
File Name	Luma Gen2 Micro_BGP702_DM10 BL1_2200_10LED_5.2S_CLO_L90_727.ldt
Maintenance Factor	1.00
Lum. Int. Class	G3
No. in Project	16

Luminaire B Data

Supplier	
Type	BGP702 DN09 BL1
Lamp(s)	LED-HB 5.2S 727
LampFlux(klm)/Colour	1.60 2700/70
File Name	Luma Gen2 Micro_BGP702_DN09 BL1_1600_6LED_5.2S_CLO_L90_727.ldt
Maintenance Factor	1.00
Lum. Int. Class	G2
No. in Project	1



Luminaire C Data

Supplier	
Type	BGP702 DW50 BL1
Lamp(s)	LED-HB 5.2S 727
LampFlux(klm)/Colour	4.00 2700/70
File Name	Luma Gen2 Micro_BGP702_DW50 BL1_4000_20LED_5.2S_CLO_L90_727.ldt
Maintenance Factor	1.00
Lum. Int. Class	G3
No. in Project	4

Luminaire D Data

Supplier	Urbis Schreder
Type	AXIA 3.1 5266 Integrated lenses 16 OSLO N SQUARE GIANT LED@20
Lamp(s)	16 OSLON SQUARE GIANT@200mA WW 727 230V 01-11-802
LampFlux(klm)/Colour	1.42 WW 2700K/70
File Name	AXIA 3.1 5266 16 OSLON SQUARE GIANT Drv 200mA WW 727 10.8W 614422 Integr...
Maintenance Factor	1.00
Lum. Int. Class	G3
No. in Project	13

Luminaires



Luminaire E Data

Supplier	Urbis Schreder
Type	AXIA 3.1 5385 Integrated lenses 8 OSLON SQUARE GIANT LED@700
Lamp(s)	8 OSLON SQUARE GIANT@700mA WW 727 230V 01-11-802
LampFlux(klm)/Colour	2.19 WW 2700K/70
File Name	AXIA 3.1 5385 8 OSLON SQUARE GIANT Drv 700mA WW 727 18.3W 487512 Integr...
Maintenance Factor	1.00
Lum. Int. Class	G1
No. in Project	3



Luminaire F Data

Supplier	Urbis Schreder
Type	AXIA 3.1 5267 Integrated lenses 16 OSLON SQUARE GIANT LED@35
Lamp(s)	16 OSLON SQUARE GIANT@350mA WW 727 230V 01-11-802
LampFlux(klm)/Colour	2.33 WW 2700K/70
File Name	AXIA 3.1 5267 16 OSLON SQUARE GIANT Drv 350mA WW 727 17.9W 614432 Integr...
Maintenance Factor	1.00
Lum. Int. Class	G3
No. in Project	1

Layout

ID	Type	X	Y	Height	Angle	Tilt	Cant	Out-reach	Dimmed to	Target X	Target Y	Target Z
1	A	512681.37	115884.62	6.00	185.00	0.00	0.00	0.40	100%			
2	F	512672.59	115909.82	6.00	90.00	0.00	0.00	0.40	100%			
3	D	512565.13	115861.15	6.00	358.00	0.00	0.00	0.40	100%			
4	D	512573.15	115911.01	6.00	31.00	0.00	0.00	0.40	100%			
5	A	512569.18	115894.13	6.00	343.00	0.00	0.00	0.40	100%			
6	D	512566.93	115957.00	6.00	358.00	0.00	0.00	0.40	100%			
7	B	512567.72	116001.84	6.00	0.00	0.00	0.00	0.40	100%			
8	A	512397.88	116196.53	6.00	338.00	0.00	0.00	0.40	100%			
9	A	512504.27	116180.37	6.00	244.00	0.00	0.00	0.40	60%			
10	A	512409.99	116083.41	6.00	80.00	0.00	0.00	0.40	60%			
11	A	512365.18	116116.59	6.00	338.00	0.00	0.00	0.40	60%			
12	A	512501.62	116139.71	6.00	170.00	0.00	0.00	0.40	60%			
13	A	512514.53	116099.81	6.00	349.00	0.00	0.00	0.40	60%			
14	A	512524.84	116163.28	6.00	343.00	0.00	0.00	0.40	100%			
15	A	512566.24	116175.83	6.00	247.00	0.00	0.00	0.40	100%			
16	A	512647.57	116110.50	6.00	221.00	0.00	0.00	0.40	60%			
17	A	512647.20	116058.30	6.00	107.00	0.00	0.00	0.40	100%			
18	A	512639.98	116035.21	6.00	272.00	0.00	0.00	0.40	100%			
19	A	512649.34	115982.57	6.00	270.00	0.00	0.00	0.40	100%			
20	A	512674.27	115997.42	6.00	188.00	0.00	0.00	0.40	100%			
21	A	512677.10	115963.39	6.00	190.00	0.00	0.00	0.40	100%			
22	E	512615.90	115982.68	6.00	0.00	0.00	0.00	0.40	100%			
23	E	512615.89	116023.92	6.00	0.00	0.00	0.00	0.40	100%			
24	D	512617.80	116054.39	6.00	313.00	0.00	0.00	0.40	100%			
25	D	512627.85	116131.27	6.00	225.00	0.00	0.00	0.40	100%			
26	D	512602.86	116155.15	6.00	232.00	0.00	0.00	0.40	100%			
27	D	512517.52	116130.11	6.00	349.00	0.00	0.00	0.40	100%			
28	D	512500.45	116117.60	6.00	176.00	0.00	0.00	0.40	100%			
29	D	512440.56	116080.52	6.00	79.00	0.00	0.00	0.40	100%			
30	E	512433.23	116107.87	6.00	350.00	0.00	0.00	0.40	100%			
31	D	512370.68	116135.25	6.00	337.00	0.00	0.00	0.40	100%			
32	D	512391.98	116163.47	6.00	159.00	0.00	0.00	0.40	100%			
33	D	512476.94	116186.02	6.00	64.00	0.00	0.00	0.40	100%			
34	D	512357.53	116247.48	6.00	231.00	0.00	0.00	0.40	100%			
35	C	512334.93	116235.75	6.00	349.00	0.00	0.00	0.40	100%			
36	C	512346.49	116222.45	6.00	169.00	0.00	0.00	0.40	100%			

Layout Continued

ID	Type	X	Y	Height	Angle	Tilt	Cant	Out-reach	Dimmed to	Target X	Target Y	Target Z
37	C	512590.29	116012.20	6.00	90.00	0.00	0.00	0.40	100%			
38	C	512578.22	116021.57	6.00	0.00	0.00	0.00	0.40	100%			

Horizontal Illuminance (lux)

Grid 1 - P5

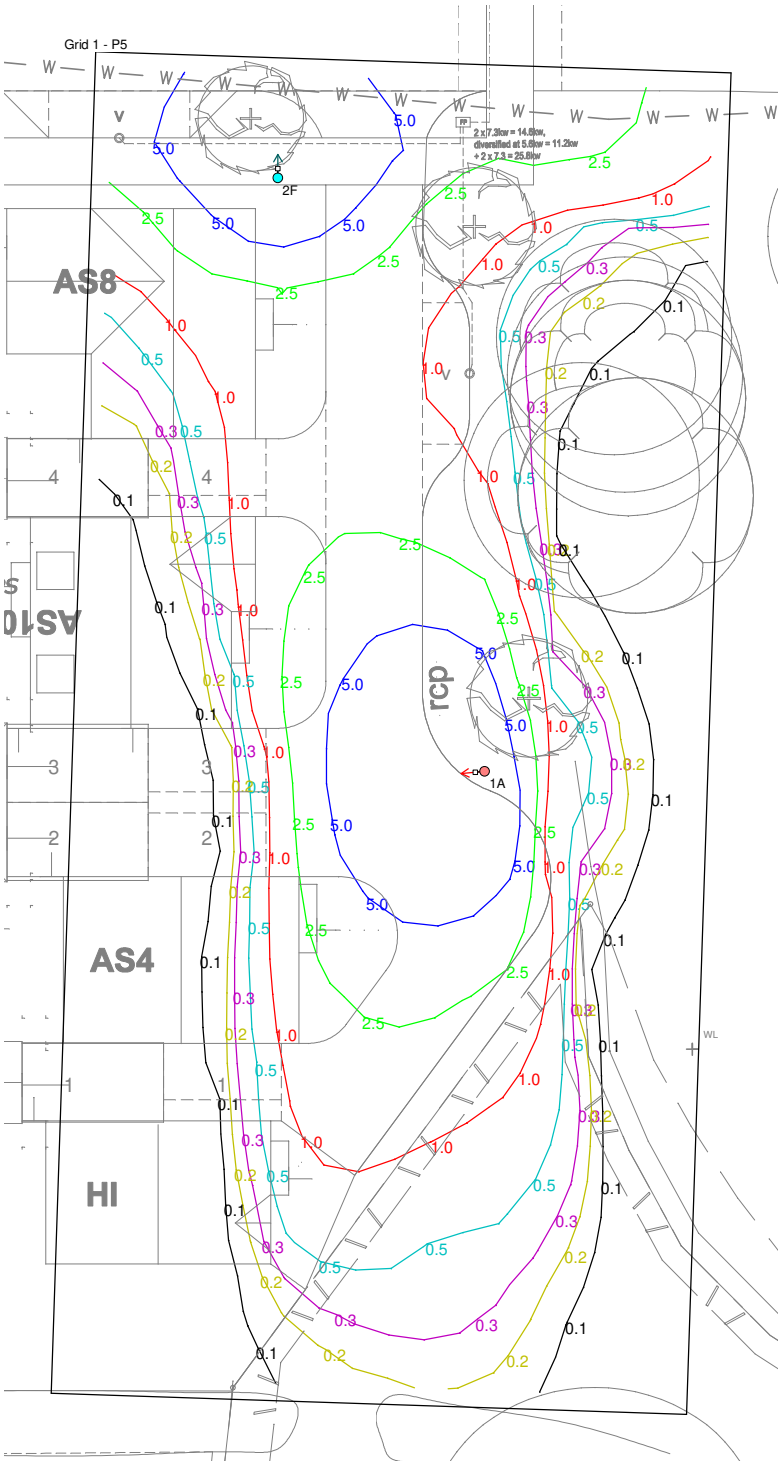

Results

Eav	3.93
Emin	0.78
Emax	12.30
Emin/Emax	0.06
Emin/Eav	0.20

9750516192

Horizontal Illuminance (lux)

Grid 2 - P5

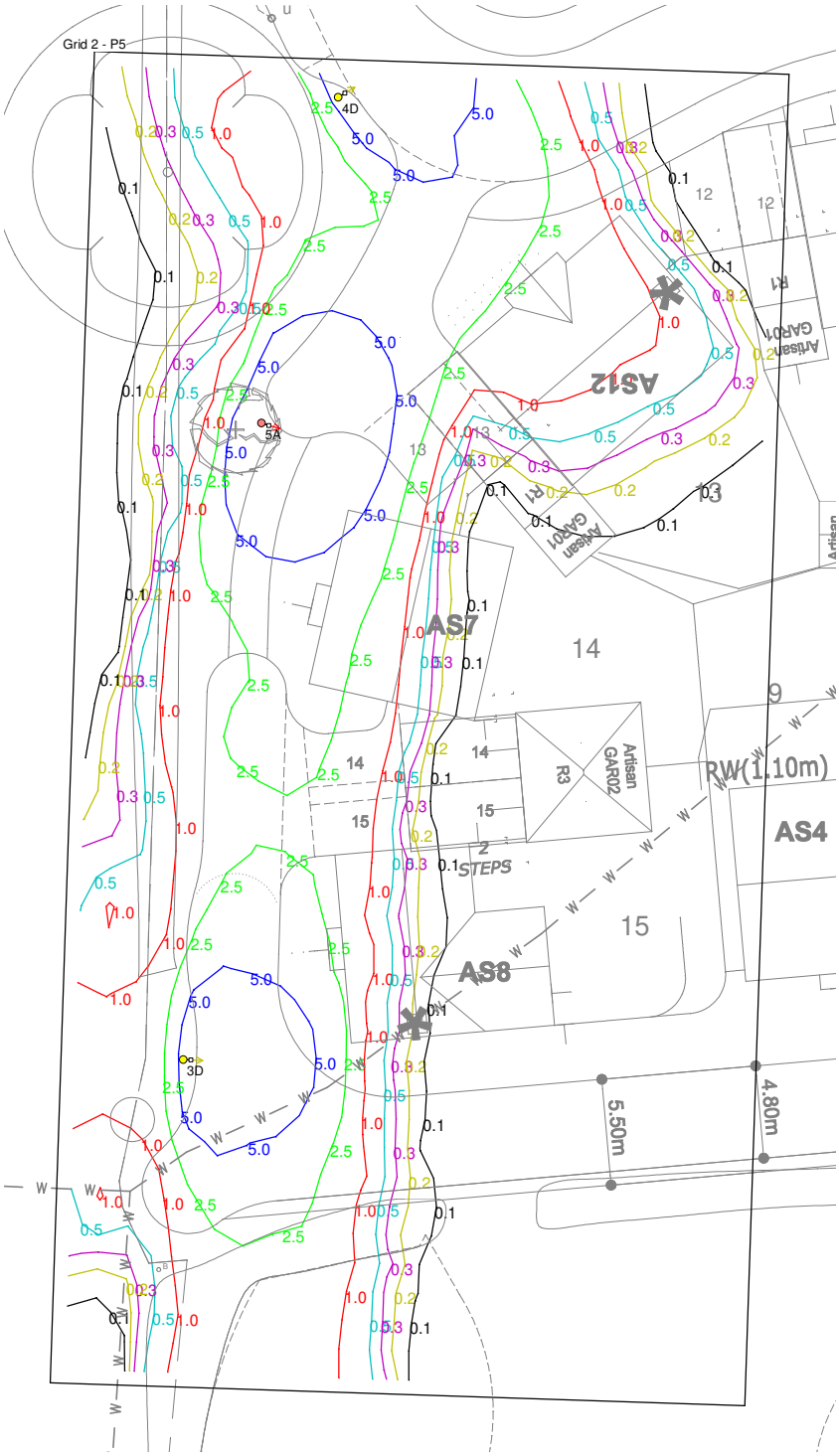

Results

Eav	4.68
Emin	2.09
Emax	12.26
Emin/Emax	0.17
Emin/Eav	0.45

Horizontal Illuminance (lux)

Grid 3 - P5

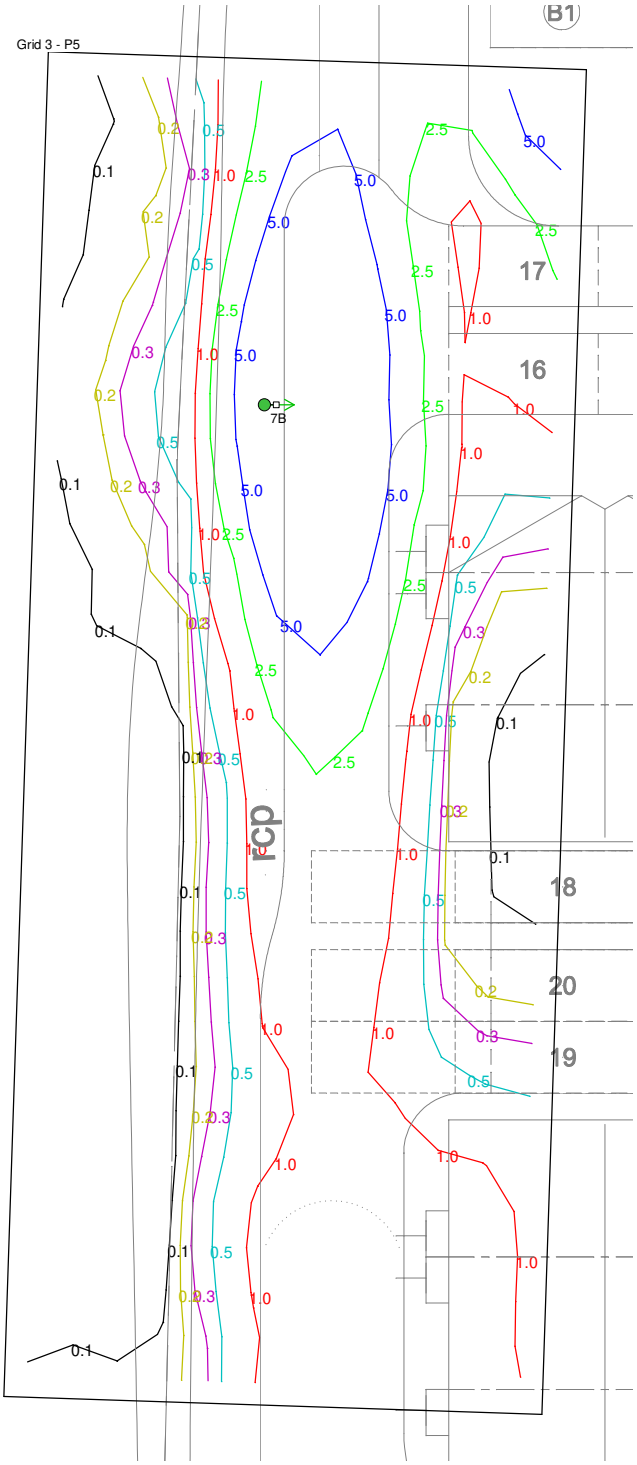

Results

Eav	4.19
Emin	0.80
Emax	10.90
Emin/Emax	0.07
Emin/Eav	0.19

9750516192

Horizontal Illuminance (lux)

Grid 4 - P5

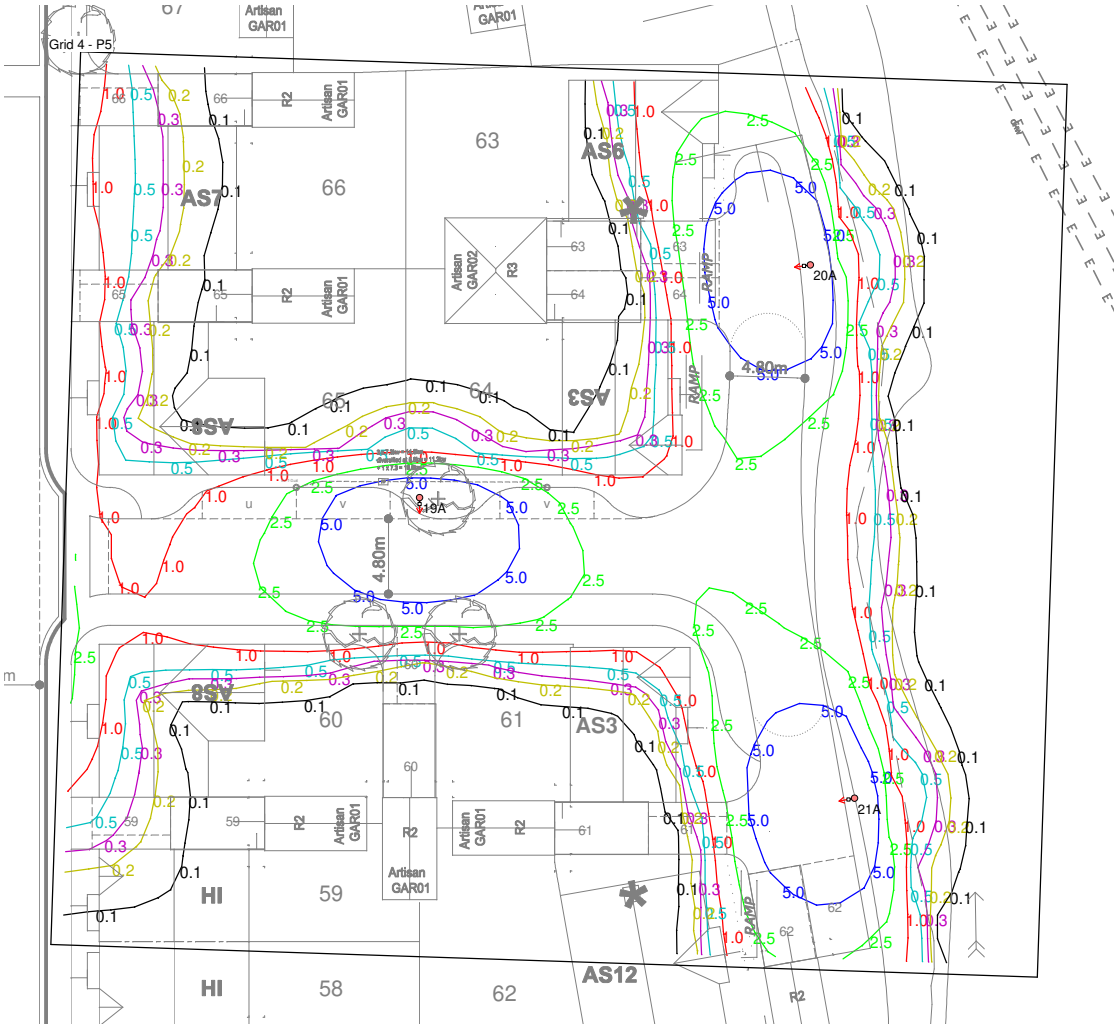

Results

Eav	4.34
Emin	0.83
Emax	12.26
Emin/Emax	0.07
Emin/Eav	0.19

Horizontal Illuminance (lux)

Grid 5 - Car Park

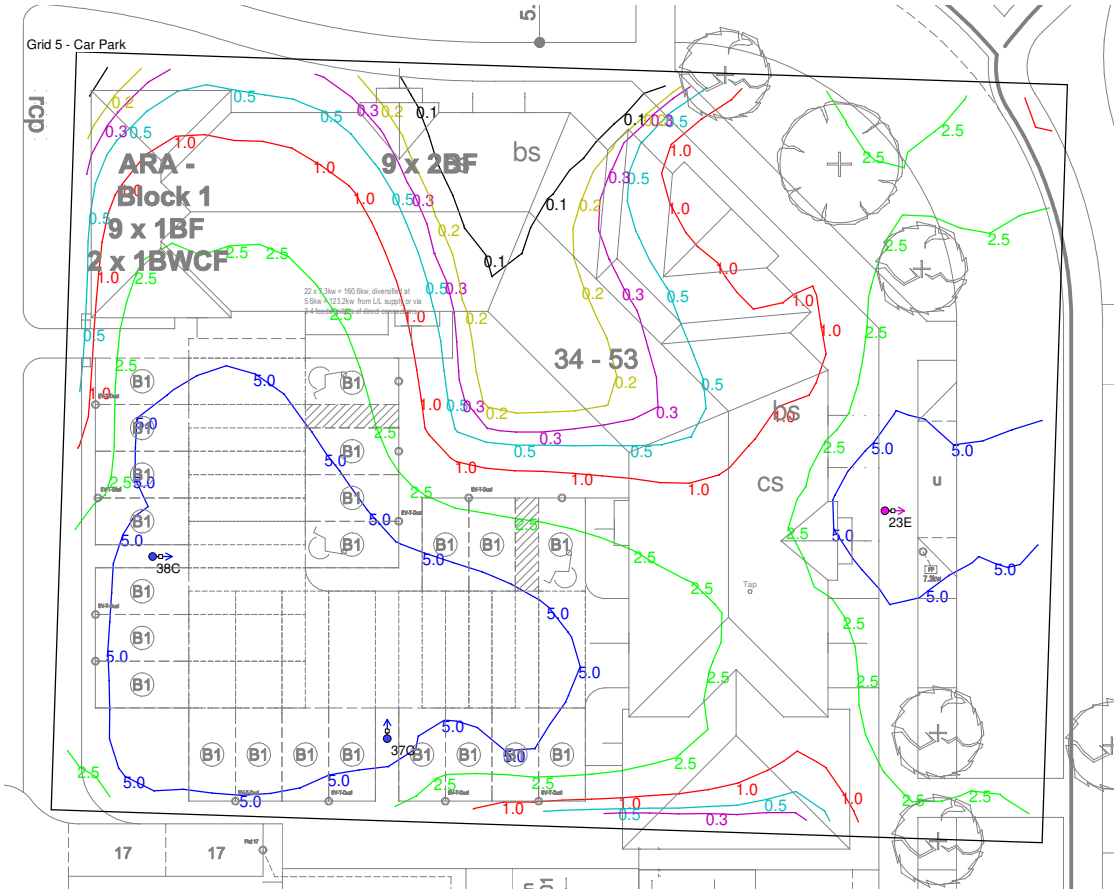

Results

Eav	6.58
Emin	1.62
Emax	14.13
Emin/Emax	0.11
Emin/Eav	0.25

Horizontal Illuminance (lux)

Grid 6 - P5

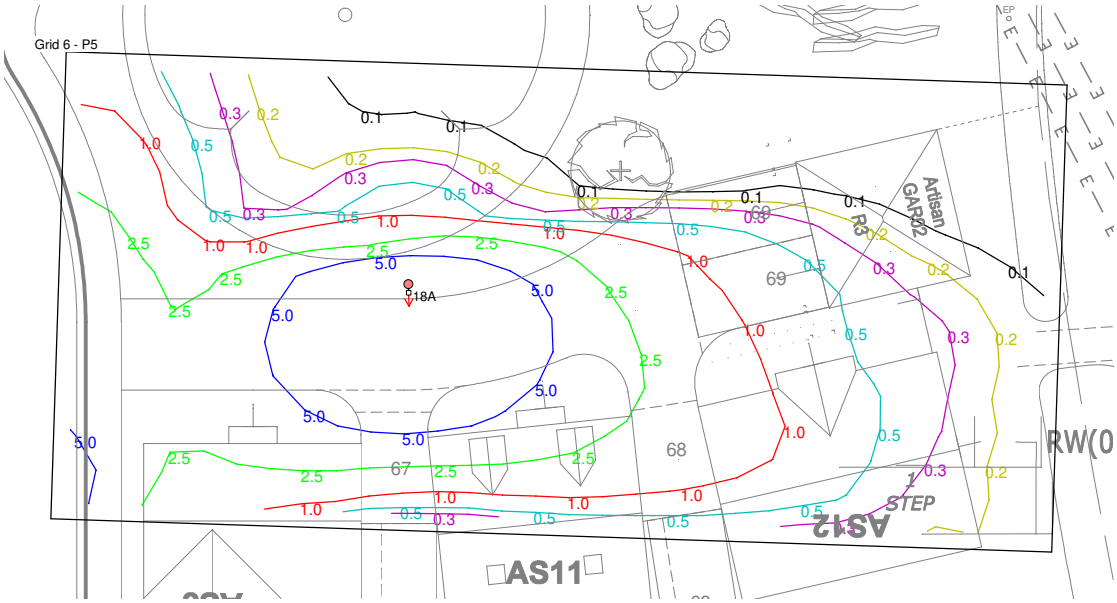

Results

Eav	5.35
Emin	1.07
Emax	12.48
Emin/Emax	0.09
Emin/Eav	0.20

9750516192

Horizontal Illuminance (lux)

Grid 7 - P5

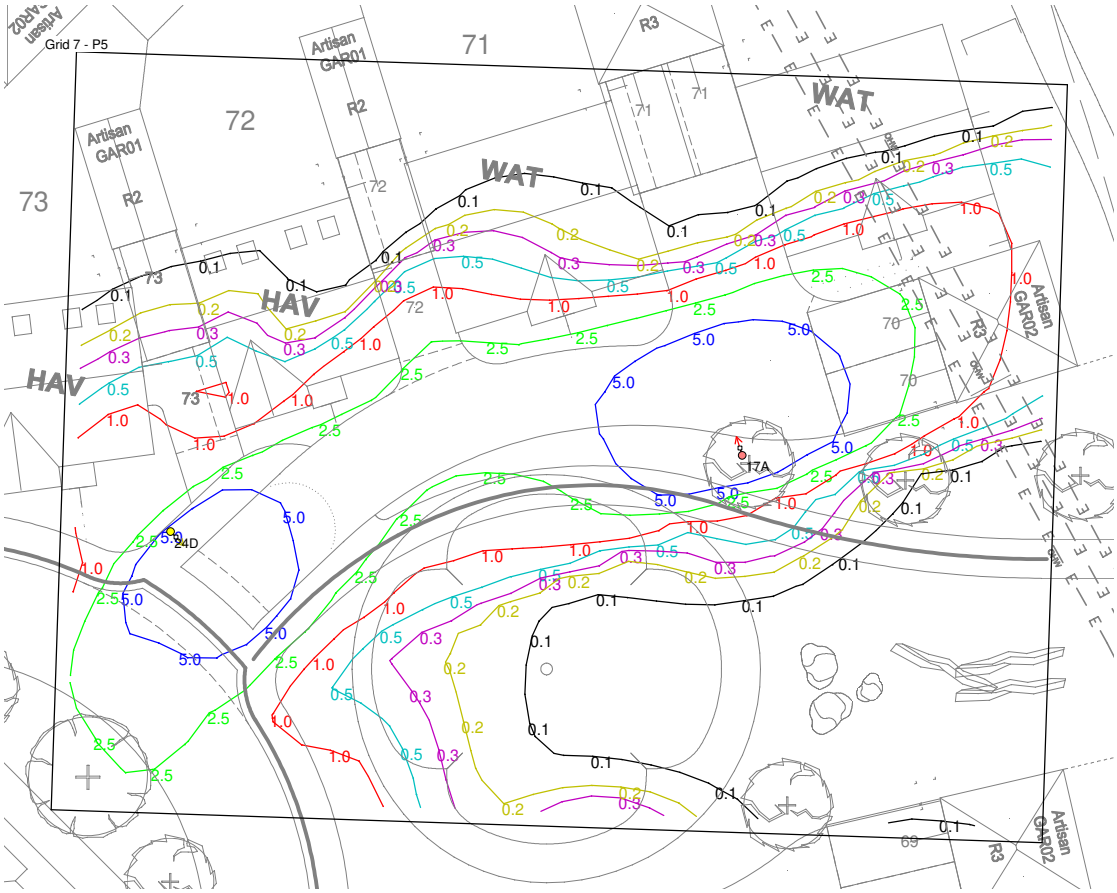

Results

Eav	4.89
Emin	1.47
Emax	11.85
Emin/Emax	0.12
Emin/Eav	0.30

Horizontal Illuminance (lux)

Grid 8 - P5

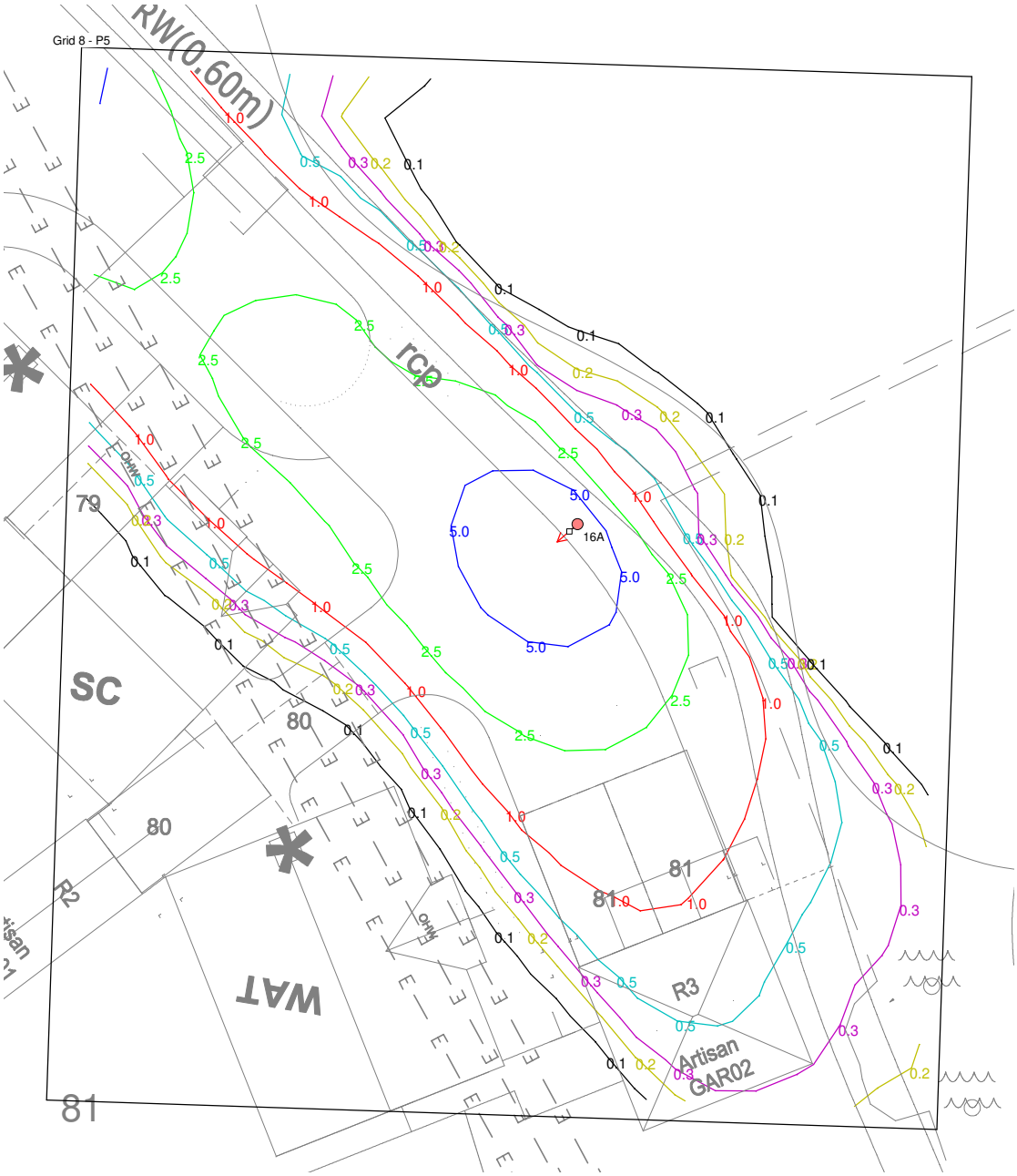

Results

Eav	4.03
Emin	1.24
Emax	7.31
Emin/Emax	0.17
Emin/Eav	0.31

9750516192

Horizontal Illuminance (lux)

Grid 9 - P5



Results

Eav	3.90
Emin	0.80
Emax	12.63
Emin/Emax	0.06
Emin/Eav	0.20

9750516192

Horizontal Illuminance (lux)

Grid 10 - P5

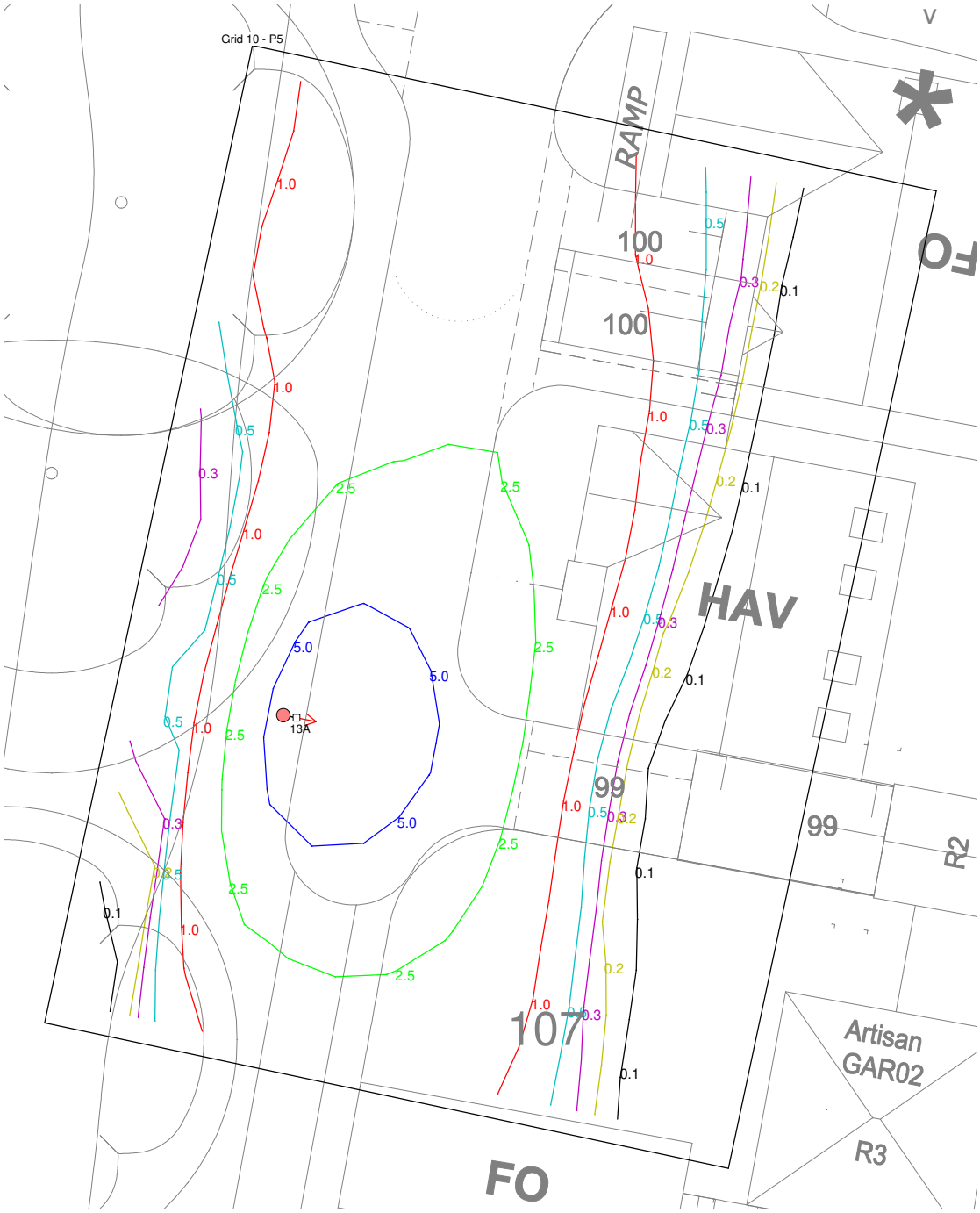

Results

Eav	4.36
Emin	2.24
Emax	7.40
Emin/Emax	0.30
Emin/Eav	0.51

Horizontal Illuminance (lux)

Grid 11 - P5

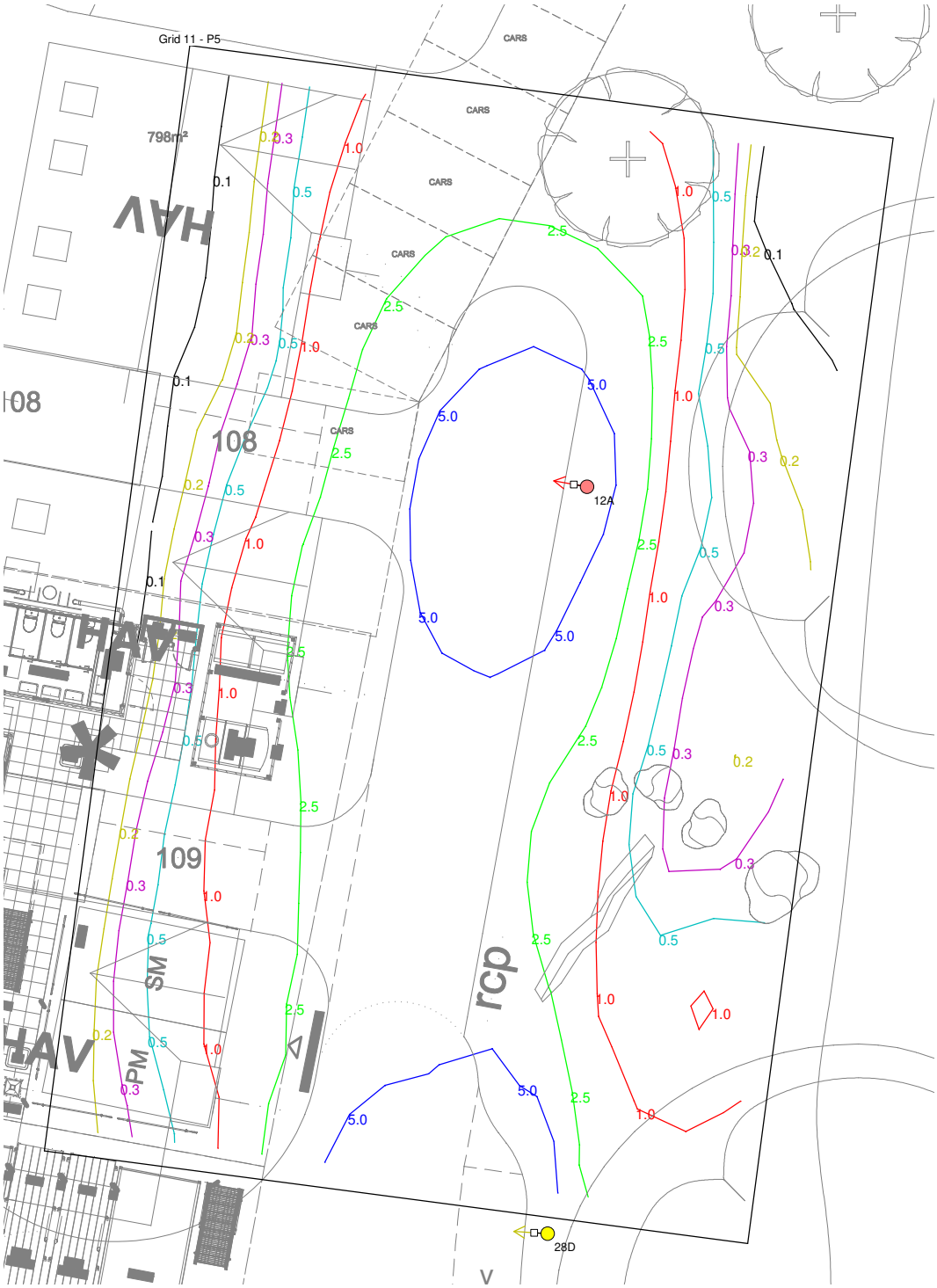

Results

Eav	4.66
Emin	3.11
Emax	7.83
Emin/Emax	0.40
Emin/Eav	0.67

9750516192

Horizontal Illuminance (lux)

Grid 12 - P5

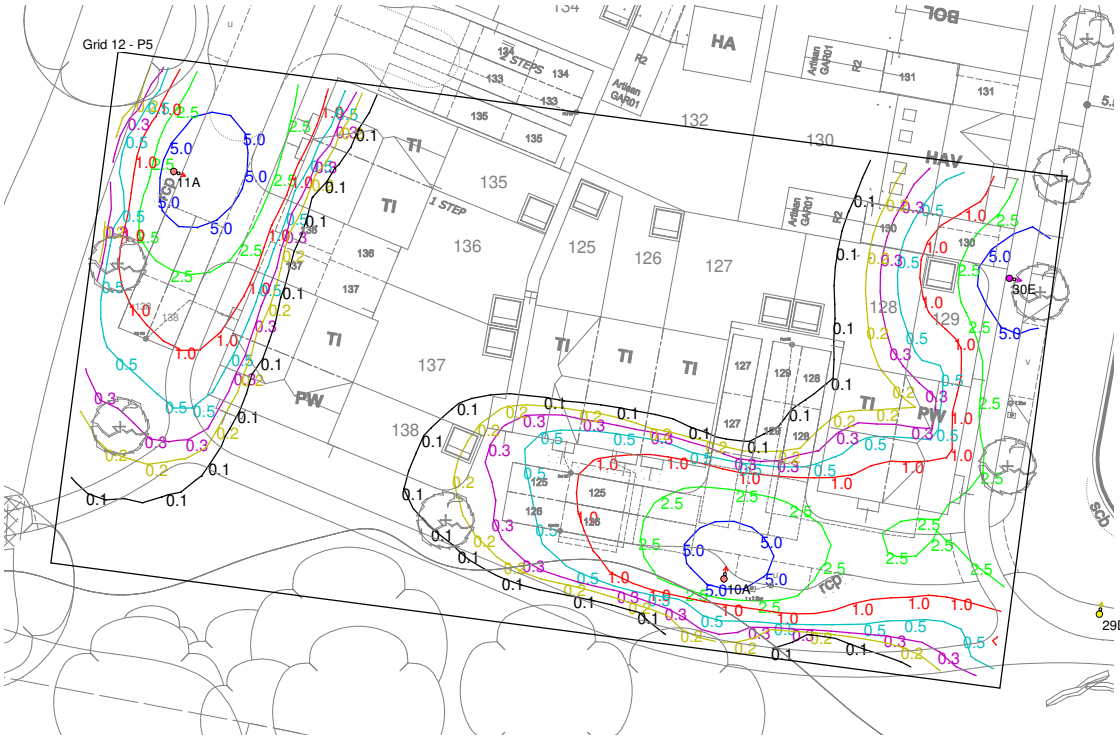

Results

Eav	3.91
Emin	1.33
Emax	8.32
Emin/Emax	0.16
Emin/Eav	0.34

Horizontal Illuminance (lux)

Grid 13 - P5

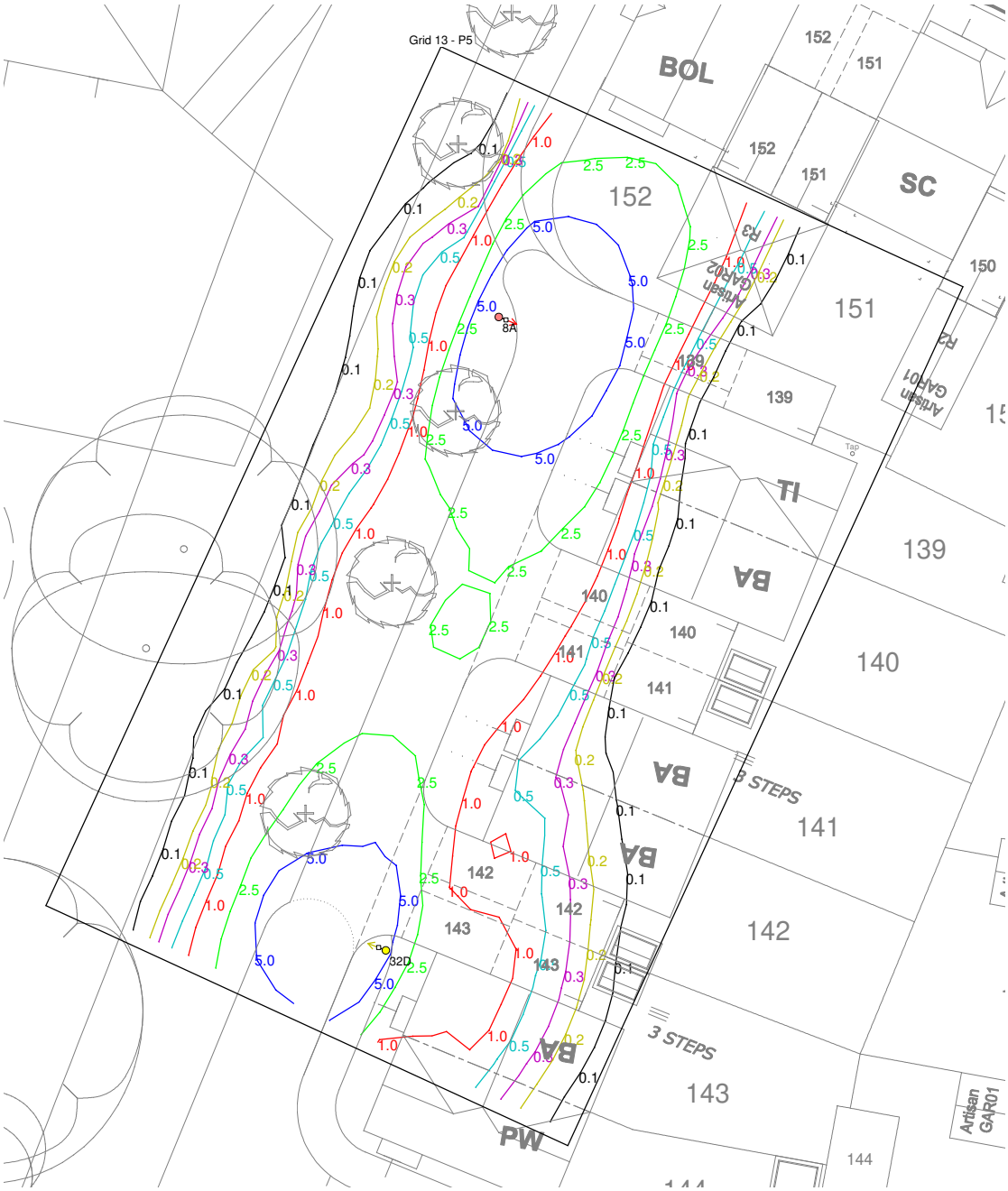

Results

Eav	4.97
Emin	2.08
Emax	12.31
Emin/Emax	0.17
Emin/Eav	0.42

Horizontal Illuminance (lux)

Grid 14 - P5

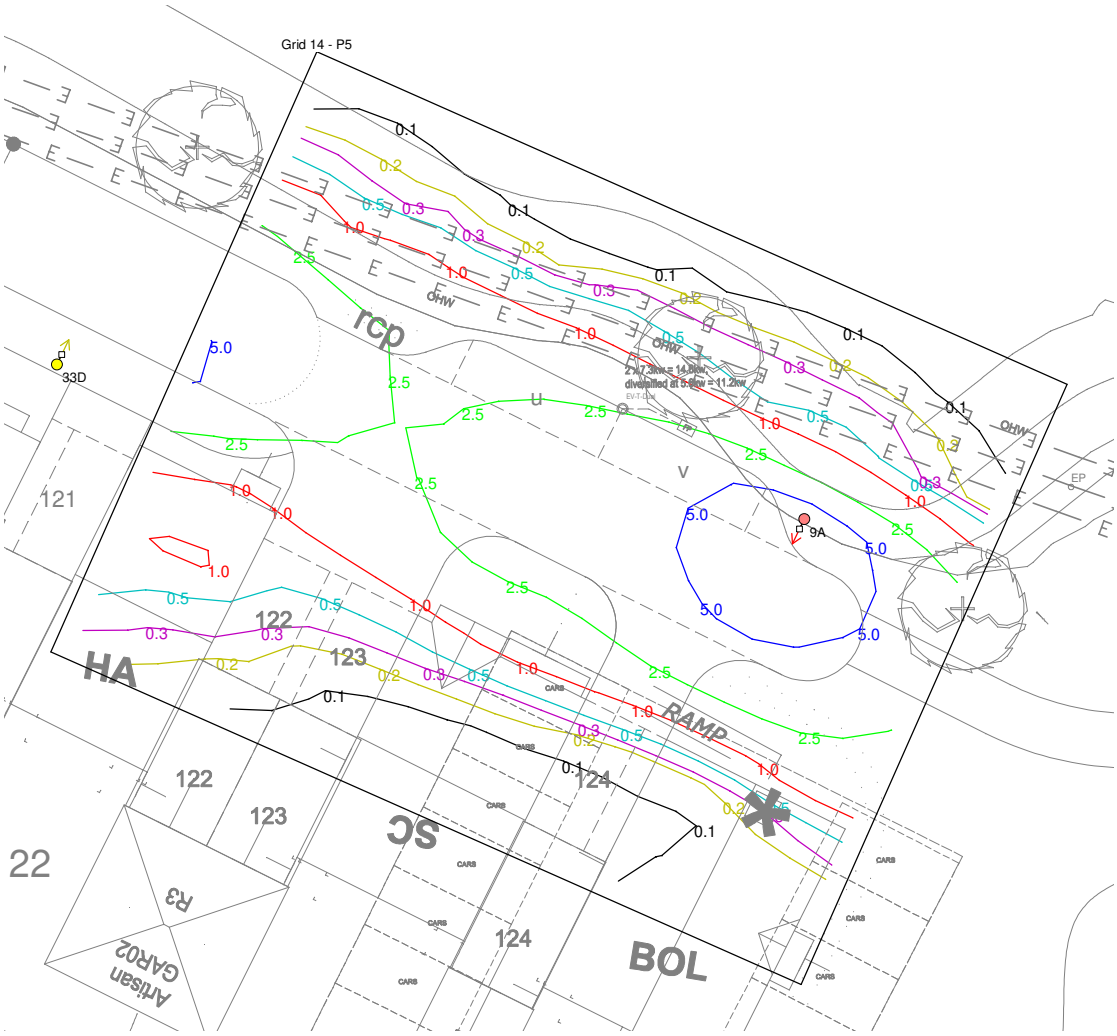

Results

Eav	3.84
Emin	2.25
Emax	7.55
Emin/Emax	0.30
Emin/Eav	0.58

9750516192

Horizontal Illuminance (lux)

Grid 15 - Car Park

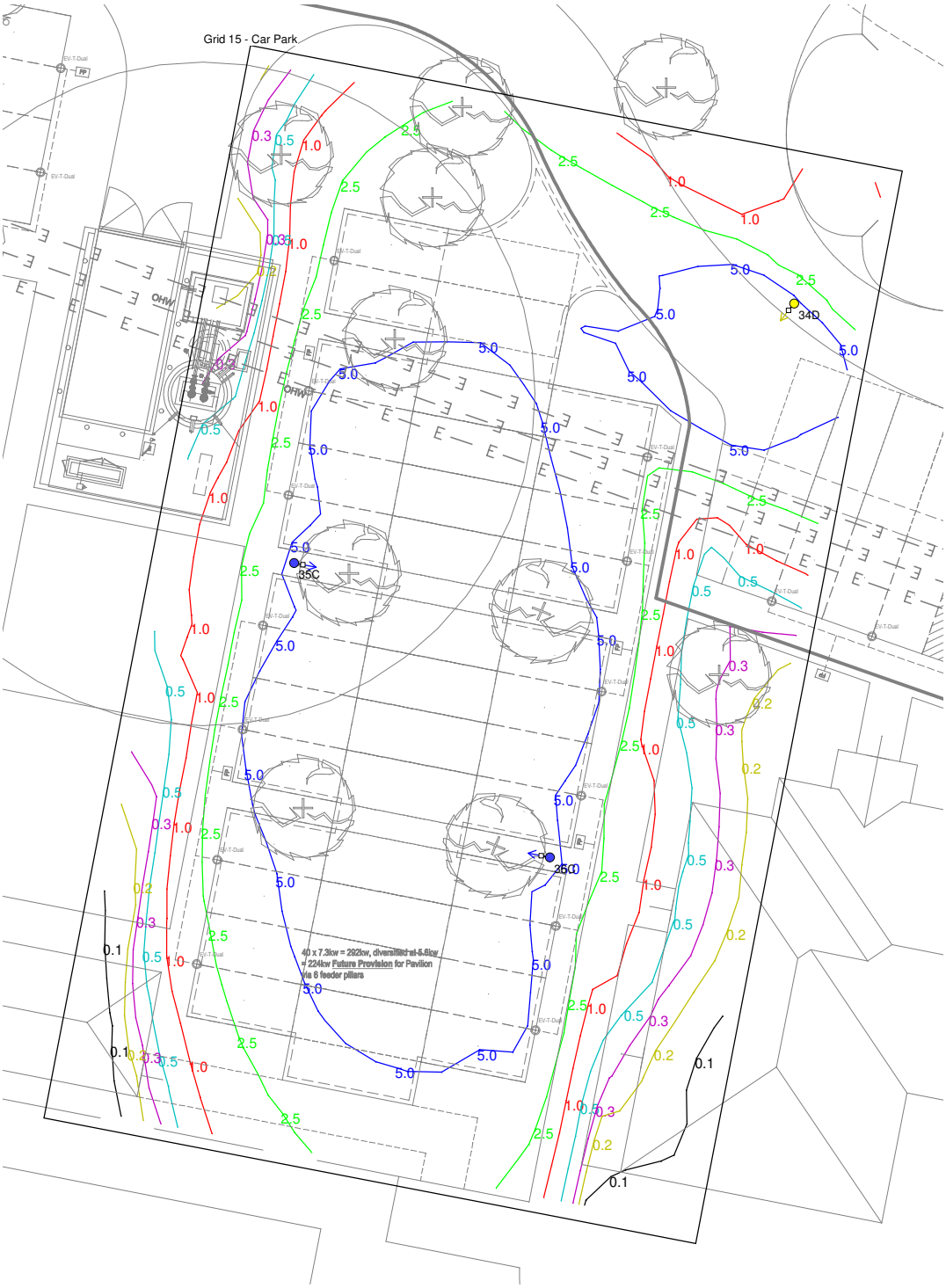

Results

Eav	6.81
Emin	2.27
Emax	12.04
Emin/Emax	0.19
Emin/Eav	0.33