© ARCHITECT'S COPYRIGHT RETAINED

GENERAL NOTES

1 All dimensions to be checked on site.
2 Use figured dimensions only. Queries to be directed to the Architect.
3 Refer to Structural Engineer's drawings for details relating to structure
4 Any discrepancies between the Architect's drawings and those by any other party to be reported immediately.
5 All drawings are **not** for construction unless explicitly marked for this purpose.

GENERAL NOTES ON MATERIALS

Materials to comply with appropriate British Standards or Agrement Certificate stamped and independently certified or otherwise to show their suitability. Materials should be in accordance with BS8000 series of documents and other accepted good practice (e.g. Quality assured to ISO9000).



PROPOSED FRONT ELEVATION
1:100

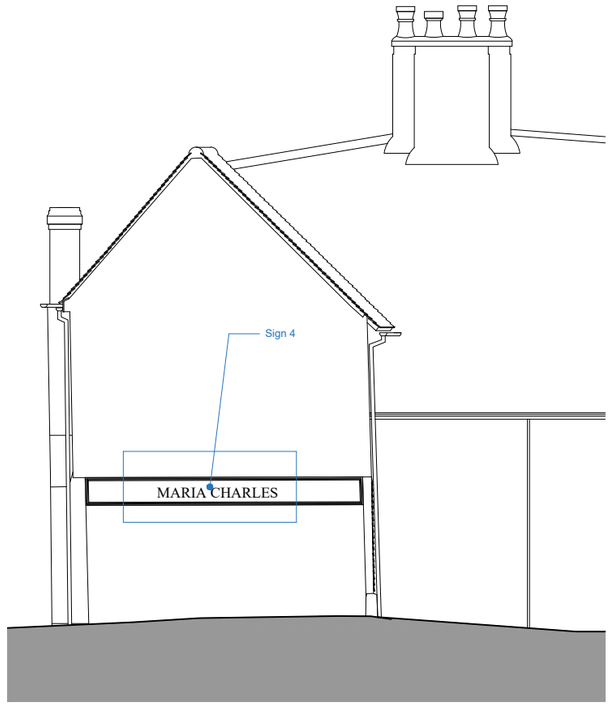

PROPOSED REAR ELEVATION
1:100

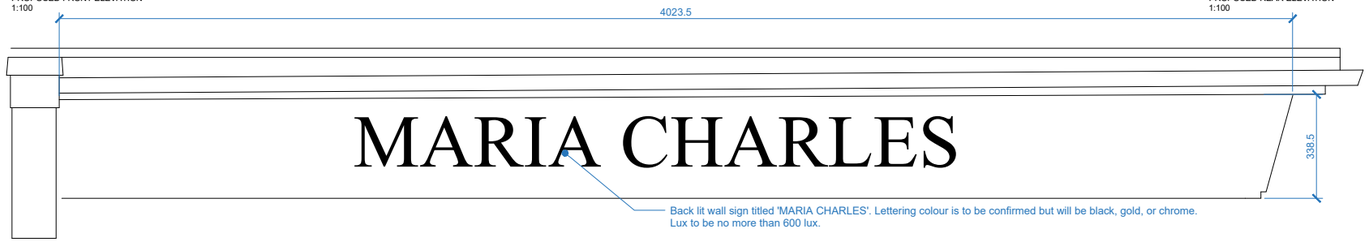

SIGN 1 - FRONT ELEVATION
1:20

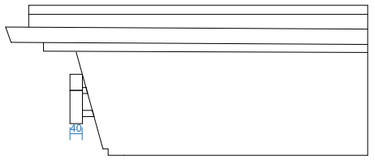

SIGN 1 - SIDE ELEVATION
1:20

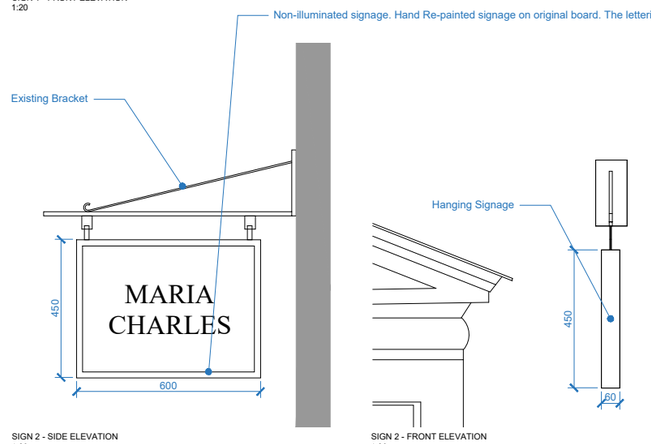

SIGN 2 - SIDE ELEVATION
1:20

SIGN 2 - FRONT ELEVATION
1:20



SIGN 3 - FRONT ELEVATION
1:20

SIGN 3 - SIDE ELEVATION
1:50



SIGN 4 - FRONT ELEVATION
1:50

SIGN 4 - SIDE ELEVATION
1:20

rev	date	amendment
P01	21.08.25	FOR INFORMATION
P02	22.08.25	FOR PLANNING
P03	28.08.25	FOR PLANNING
P04	07.10.25	SIGNAGE MATERIAL CHANGE & ARCHITRAVE
P05	08.10.25	LUX CHANGED

ra.
ra.
a 16 Iliffe Yard / London / SE17 3QA
w ra-l.com
e info@ra-l.com

job title
26 North Street

drawing title
Proposed Signage Details

status	PLANNING	drawing no.	revision
scale	VARIES	011	P05
job no.	A028		