A1

Room Schedule Option 2 (Proposed)					
Number	Name	Area	Occupancy	Usage Catagory - Rooms	Comments
1	Entrance Hall	6.91 m²			
2	W/C	2.10 m²			
3	Lounge	24.62 m²			
4	Kitchen / Dining Room	28.49 m²			
5	Snug	14.00 m²			
6	Utility Room	7.28 m²			
7	Garage	25.45 m²			
15	Office	10.38 m²			
		119.23 m²			
8	Landing	2.69 m²			
9	Bedroom 1	13.23 m²			
10	Bedroom 3	11.19 m²			
11	Bedroom 2	11.20 m²			
12	Bedroom 4	5.92 m²			
13	Bathroom	5.67 m²			
16	Corridor	4.51 m²			
17	En-Suite	3.47 m²			
		57.89 m²			
14	Loft	50.76 m²			
18	Loft Space 2	14.42 m²			
		65.18 m²			
Grand total: 18		242.30 m²			

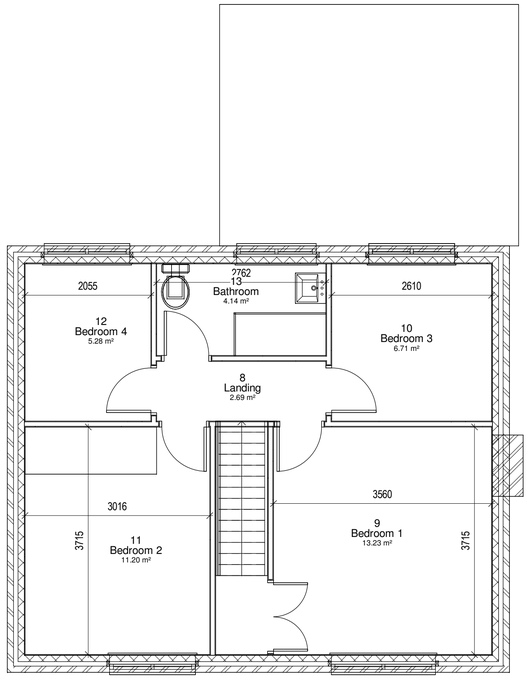

1 **01 - Architecture (Existing)**
1 : 50

Room Schedule Option 3 (Proposed)					
Number	Name	Area	Occupancy	Usage Catagory - Rooms	Comments
1	Entrance Hall	6.91 m²			
2	W/C	2.10 m²			
3	Lounge	24.62 m²			
4	Kitchen / Dining Room	28.49 m²			
5	Snug	14.00 m²			
6	Utility Room	7.28 m²			
7	Garage	25.45 m²			
15	Office	10.38 m²			
		119.23 m²			
8	Landing	2.69 m²			
9	Bedroom 1	13.23 m²			
10	Bedroom 3	12.75 m²			
11	Bedroom 2	11.20 m²			
12	Bedroom 4	5.92 m²			
13	Bathroom	5.67 m²			
16	En-Suite	3.22 m²			
17	Walk-In Wardrobe	3.22 m²			
		57.90 m²			
14	Loft	50.76 m²			
18	Loft Space 2	14.42 m²			
		65.18 m²			
Grand total: 18		242.30 m²			

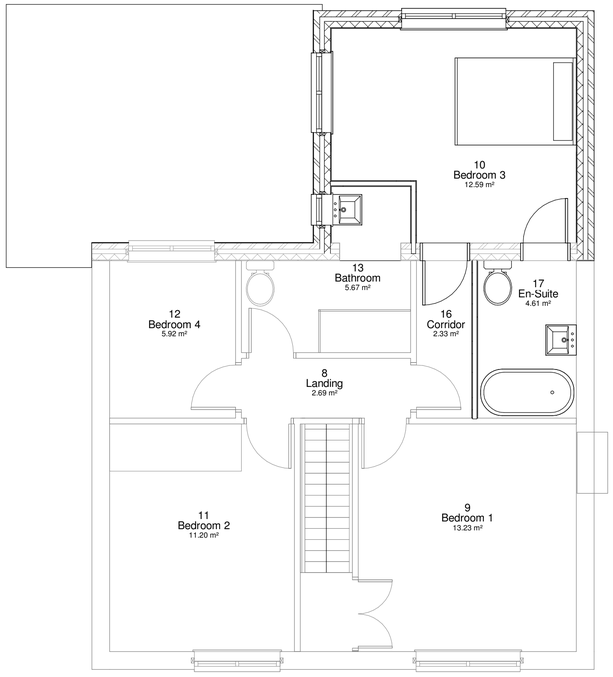

2 **01 - Architecture - Option 1 (Proposed)**
1 : 50

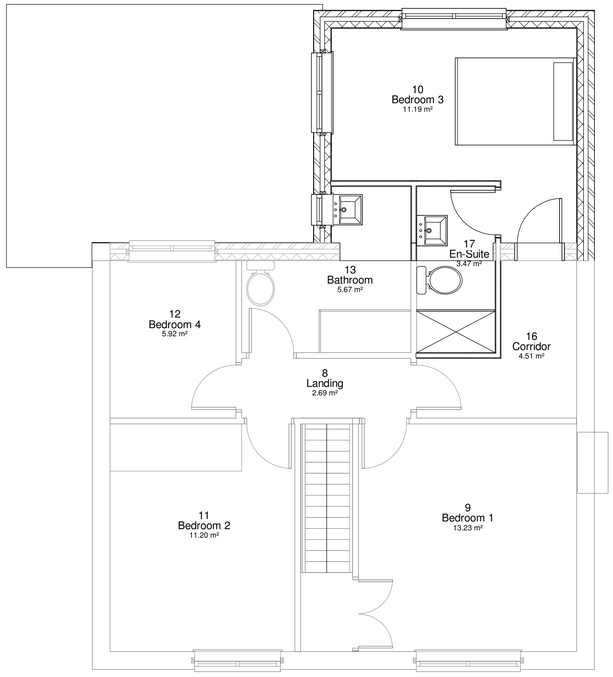

3 **01 - Architecture - Option 2 (Proposed)**
1 : 50

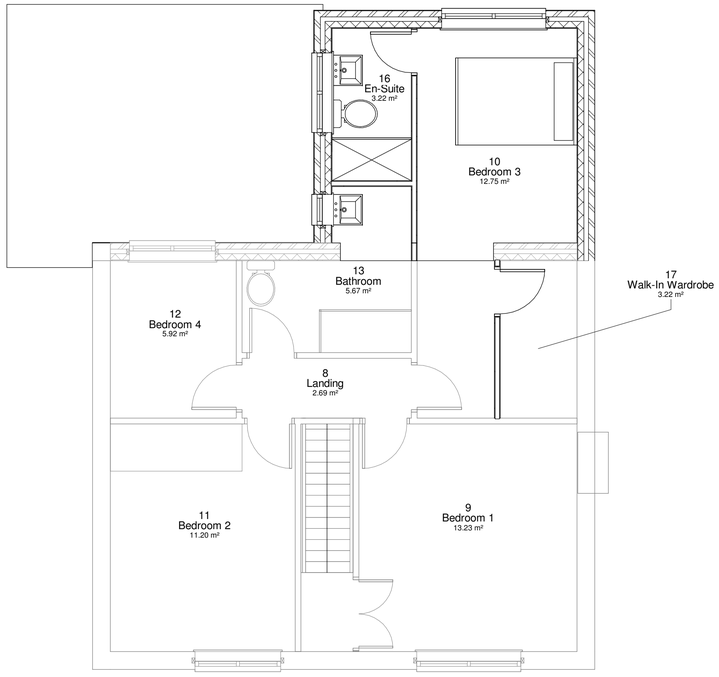

4 **01 - Architecture - Option 3 (Proposed)**
1 : 50

0 1 2 3 4 5 METERS

1:50 @ A1
1:100@ A3

Print Date: 22/11/2024 17:17:51

Horsham CAD Services

This drawing is copyright and owned by Horsham CAD Services, and is for use on this site only unless contractually stated otherwise.

DO NOT SCALE this drawing (printed or electronic versions). Contractors must check all dimensions from site.

All other design team elements, where indicated, have been imported from the consultant's drawings and reference should be made to the individual consultant's drawings for exact setting out, size and type of component.

Discrepancies and / or ambiguities within this drawing, between it and information given elsewhere, must be reported immediately to the architect for clarification before proceeding.

All works are to be carried out in accordance with the latest British Standards and Codes of Practice unless specifically directed otherwise in the specification.

Responsibility for the reproduction of this drawing in paper form, or if issued in electronic format, lies with the recipient to check that all information has been replicated in full and is correct when compared to the original paper or electronic image. Graphical representations of equipment on this drawing have been co-ordinated, but are approximations only. Please refer to the Specifications and / or Details for actual sizes and / or specific contractor construction information.

This original document is issued for the purpose indicated below and contains information of confidential nature. Further copies and circulation will be strictly in accordance with the confidentiality agreement under the contract. This original must be destroyed or returned to the contractor.

SAFETY, HEALTH AND ENVIRONMENTAL INFORMATION

Refer to the relevant Construction (Design and Management) documentation where applicable.

It is assumed that all works on this drawing will be carried out by a competent contractor, working where appropriate to an approved method statement.

Rev	Description / By / Chk'd / App'd	Date

Purpose of Issue: Planning Approval
Status: S4

Client: Mr & Mrs Vallance

Project: 27 Church Street, Warnham

Drawing: First Floor Plan
Existing & Proposed

Scale @ A1	Drawn	Checked	Approved
1 : 50	HL	HL	HL

Project No.: HCS00306
Date: 26.07.2024

Drawing Identifier (BS1192 / Uniclass Compliant)

project	origin	zone	level	file type	role	uniclass and number	revision
27CS-HCS			01	D	A	2002	P01

Horsham CAD Services
Design & Engineering
16 Freeman Road, Warnham, Horsham, West Sussex, RH12 3RQ
www.horshamcadservices.webs.com
Horsham CAD Services