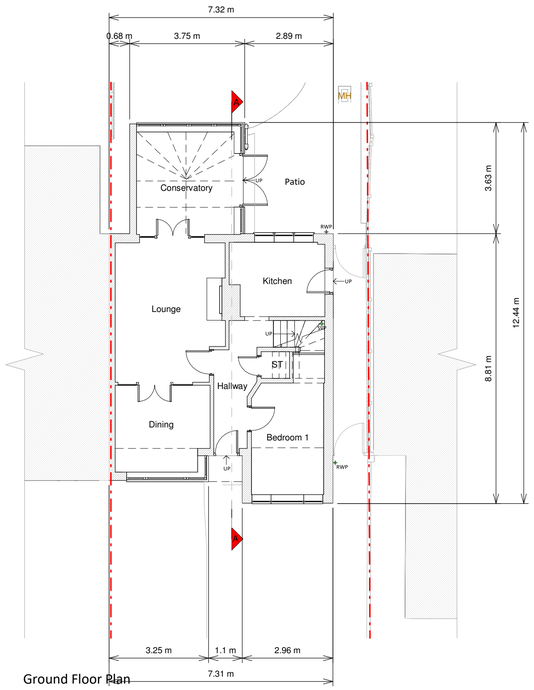

Ground Floor Plan

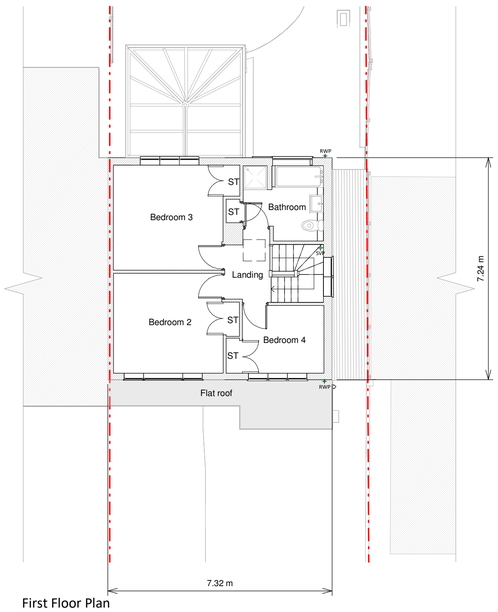

First Floor Plan

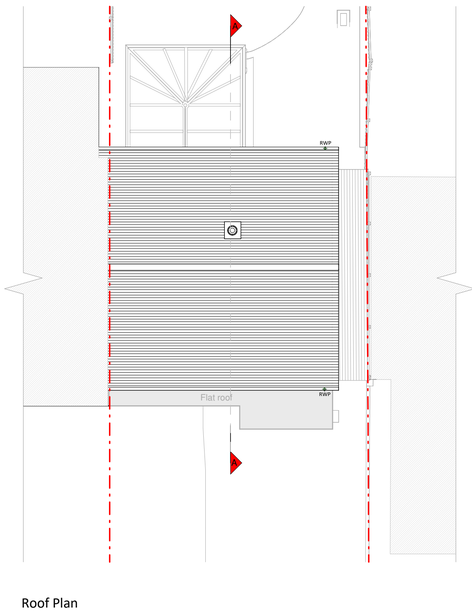

Roof Plan

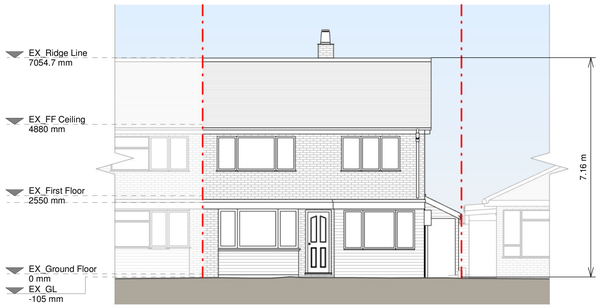

Front Elevation

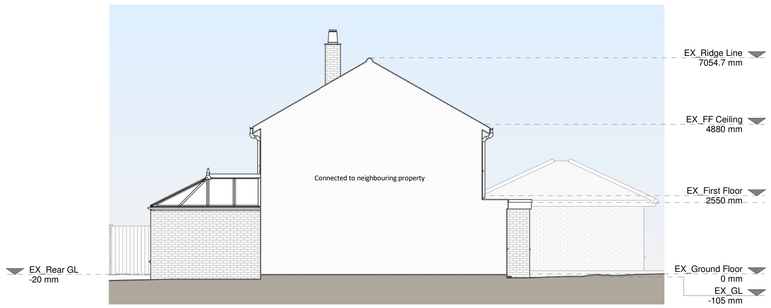

Left Side Elevation

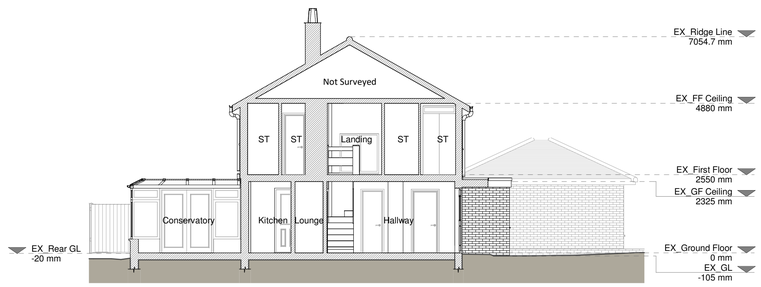

Section A - A

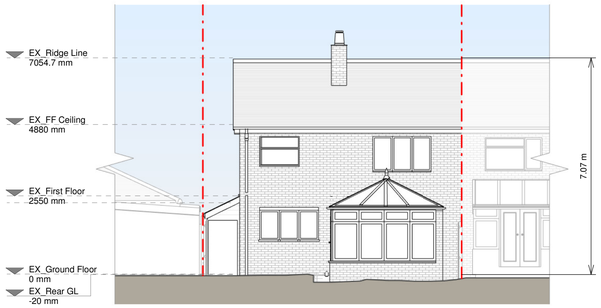

Rear Elevation

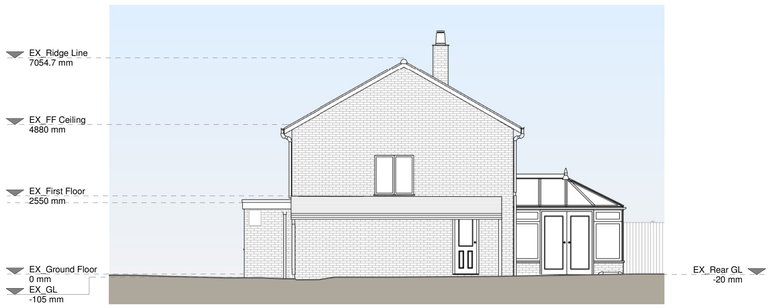

Right Side Elevation

1 0 1 2 3 4 5

SCALE 1:100 m

Copyright in the design and this drawing is the property of RESI. Reproduction in whole or in part is forbidden without written sanction of RESI. This drawing must be read in conjunction with all other relevant documentation and drawings.

RESI accepts no liability for any expense, loss or damage of whatsoever nature and however arising from any variation which has not been referred to them and their approval obtained.

Resi do not advise using planning drawings for the purposes of tendering. All dimensions to be over checked on-site prior to manufacture and construction. Any discrepancies to be reported to RESI immediately.

Existing Materials:

Brickwork / Walls - Red brick walls and white uPVC cladding

Pitched roof - Concrete tiles and polycarbonate roof

Flat roof - Felt

Windows - White uPVC framed windows

Doors - White uPVC framed doors

RWP's / Gutter's / Fascia's - Black uPVC gutters, downpipes and white uPVC fascia boards

KEY

Existing walls
Existing furniture
Boundary line
Level line
1.5m head height
1.8m head height

Revision

Rev	Notes	Date
A	Planning	20/03/2024

RESI Grow your home

Job Title

Proposed ground floor rear extension, demolition of existing conservatory, internal alterations and all associated works at 23, St. Michaels Way, RH13 8LA

Drawing Status

Planning

Client

John Lainsbury

Drawing Title

Existing Floor Plans

Scale	Drawn
1 : 100 @ A1	AR
Date	Checked
Mar 2024	PS
Drawing No.	Rev
B223570-1100	A