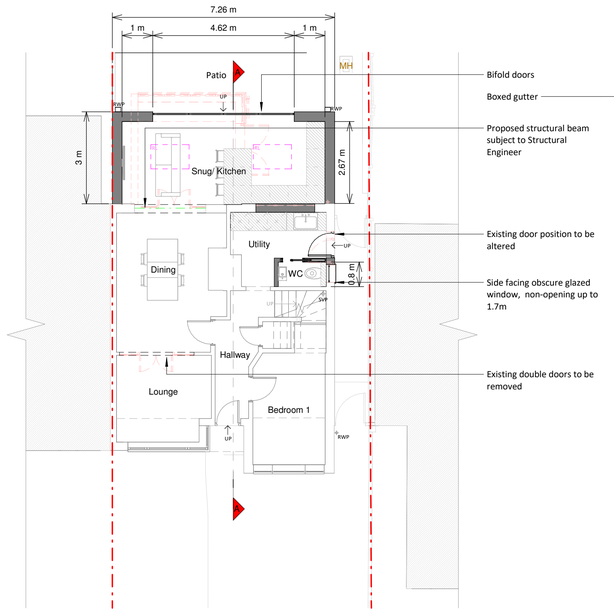

Ground Floor Plan

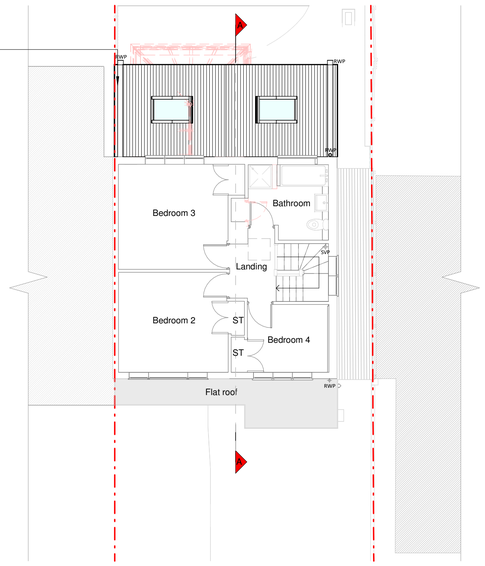

First Floor Plan

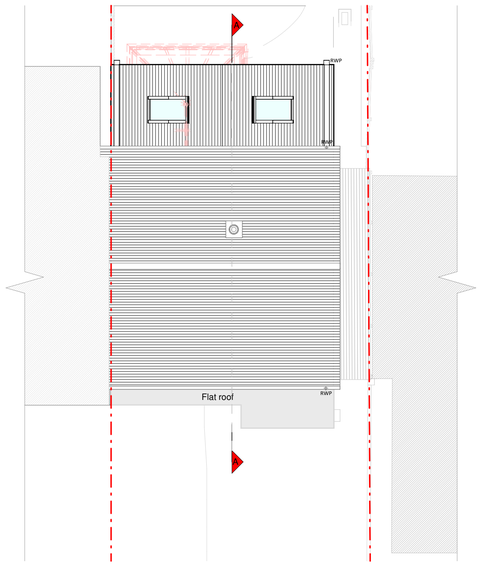

Roof Plan

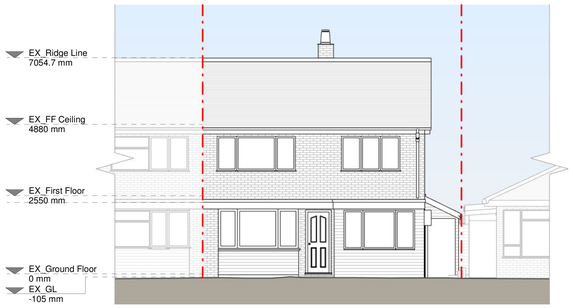

Front Elevation

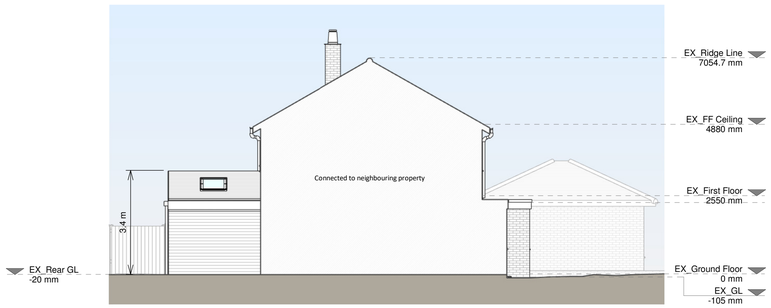

Left Side Elevation

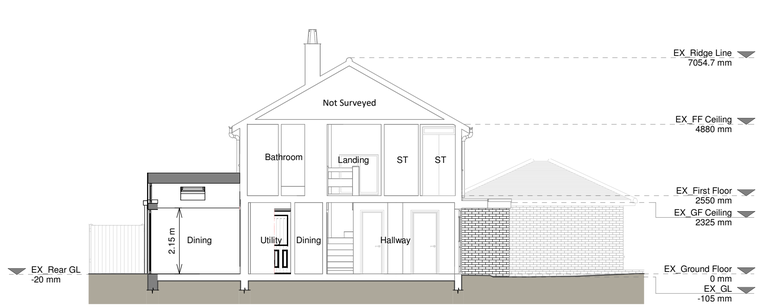

Section A - A

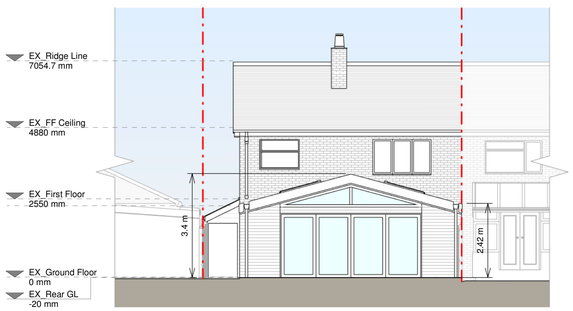

Rear Elevation

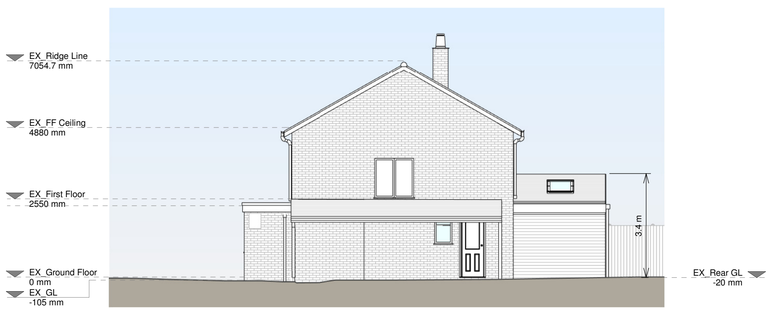

Right Side Elevation

1 0 1 2 3 4 5
SCALE 1:100 m

Copyright in the design and this drawing is the property of RESI. Reproduction in whole or in part is forbidden without written sanction of RESI. This drawing must be read in conjunction with all other relevant documentation and drawings.

RESI accepts no liability for any expense, loss or damage of whatsoever nature and however arising from any variation which has not been referred to them and their approval obtained.

Resi do not advise using planning drawings for the construction stages. All dimensions to be cross-checked on site prior to manufacture and construction. Any discrepancies to be reported to RESI immediately.

Proposed Materials:

Brickwork / Walls - Cedral cement board cladding

Pitched roof - Concrete tiles to match existing

Flat roof - N/a

Windows - Aluminium framed fanlight and rooflights

Doors - Aluminium framed doors

RWP's / Gutter's / Fascia's - Black uPVC gutters, downpipes, and grey uPVC fascia boards

KEY

Existing walls	Boundary line
Proposed walls	Proposed beam
Proposed furniture	Proposed drainage
Proposed staircase	Existing removed
Proposed windows	1.5m head height
Proposed rooflight	1.8m head height

Revision

Rev	Notes	Date
A	Planning	20/03/2024

RESI® Grow your home

Job Title

Proposed ground floor rear extension, demolition of existing conservatory, internal alterations and all associated works at 23, St. Michaels Way, RH13 8LA

Drawing Status

Planning

Client

John Lainsbury

Drawing Title

Proposed Drawings

Scale 1 : 100 @ A1	Drawn AR
Date Mar 2024	Checked MH
Drawing No. B223570-3100	Rev A