

Drainage with more than
600mm cover - Landscaped
900mm cover - Roads
(Unless bedding type is stated on the drainage plans or specification)

Drainage with less than
600mm cover - Landscaped
900mm cover - Roads
(Unless bedding type is stated on the drainage plans or specification)

Pipe bedding details in private Areas

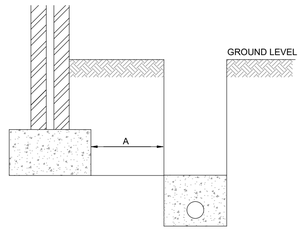

Where dimension A is less than 1.0m, concrete fill trench to level of underside of foundations.

Pipes near buildings

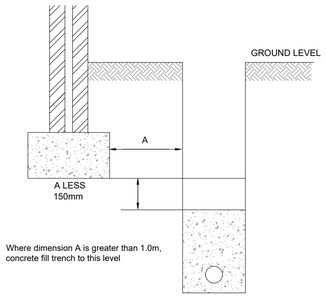

Where dimension A is greater than 1.0m, concrete fill trench to this level

Pipes near buildings

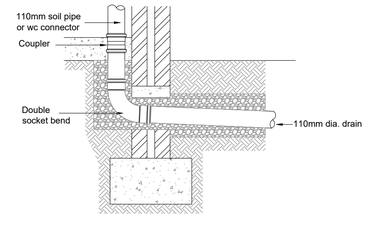

Soil pipe / wc connection

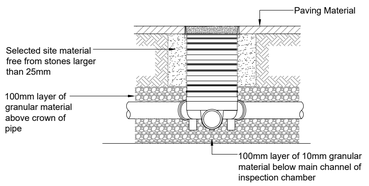

300mmØ SHALLOW INSPECTION CHAMBER DETAIL

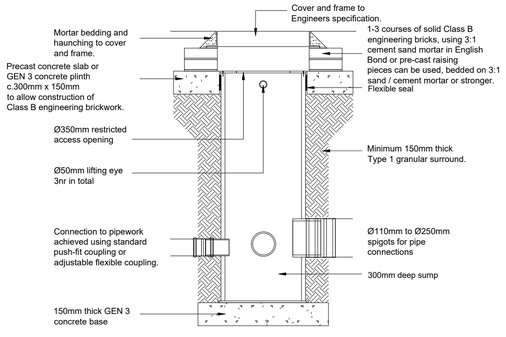

SEL WASP05050 500Ø Inspection Chamber

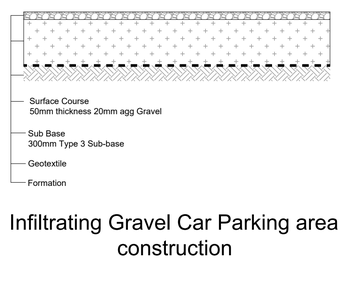

Infiltrating Gravel Car Parking area construction

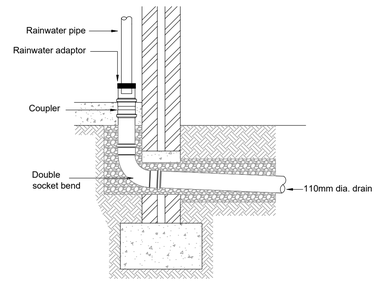

Internal rainwater pipe connection

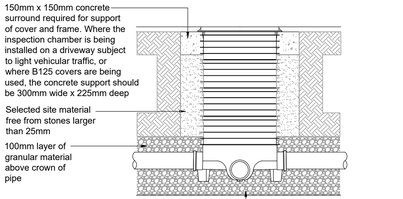

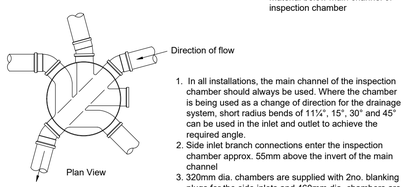

1. In all installations, the main channel of the inspection chamber should always be used. Where the chamber is being used as a change of direction for the drainage system, short radius bends of 11¼°, 15°, 30° and 45° can be used in the inlet and outlet to achieve the required angle.
2. Side inlet branch connections enter the inspection chamber approx. 55mm above the invert of the main channel
3. 320mm dia. chambers are supplied with 2no. blanking plugs for the side inlets and 460mm dia. chambers are supplied with 3no. blanking plugs.

460mmØ INSPECTION CHAMBER DETAIL

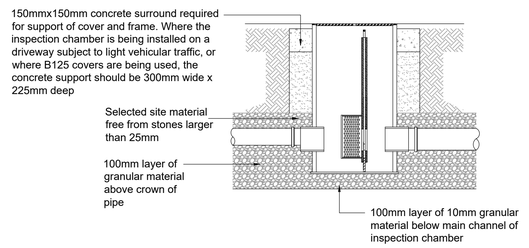

SEL CONTROFLOW 500 ORIFICE CHAMBER

SEL Environmental LTD
Phone: 01254 589987
Email: sales@selenvironmental.com

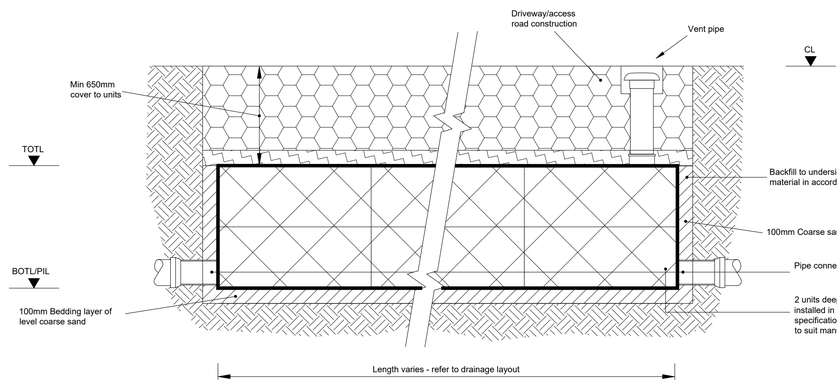

Attenuation tank using polystorm-r geomodular units trafficked areas

0.8m thick

All storage tank drainage works shall be carried out in accordance with the specifications, method statements and recommendations of polypipe

Prefixed to drawing numbers shall signify the following:-

PL = PLANNING	Shall not be used for contract or construction purposes
P = PRELIMINARY	Shall not be used for contract or construction purposes
T = TENDER	Shall not be used for construction purposes
C = CONSTRUCTION	These are the only drawings that shall be used for construction purposes
R = RECORD	Record of actual completed work

REV	DATE	DESCRIPTION	BY	CHK	APP
PL	10.04.24	PRELIMINARY ISSUE	LH	CS	CS

cgs civils
Consulting Civil Engineers

CLIENT: MR & MRS J CHADWICK

ARCHITECT: THORNTON ARCHITECTURE + DESIGN

JOB TITLE: HALFACRE COTTAGE ITCHINGFIELD

DRAWING TITLE: CONSTRUCTION DETAILS

DRAWN	ENGINEER	CHECKED	APPROVED
LH	C SLADE	CS	CS

DATE	SCALE @ A1
APRIL 2024	1:20

JOB No.	STATUS	DRAWING No.	REV.
C2510	PL	301	PL-

FOR PLANNING ONLY