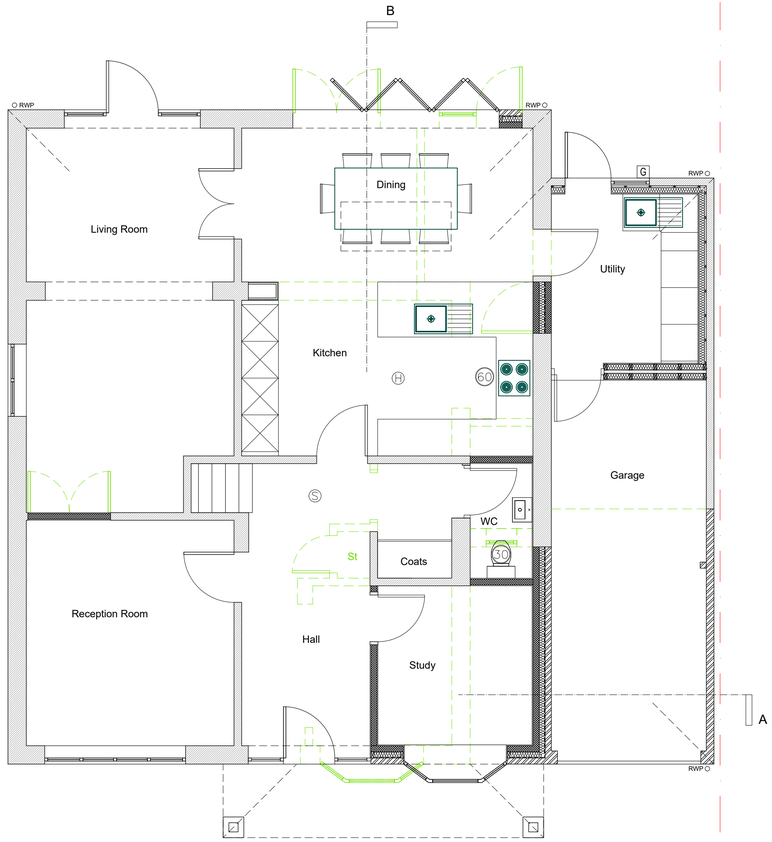

Proposed Ground Floor Plan
1:50 @ A1

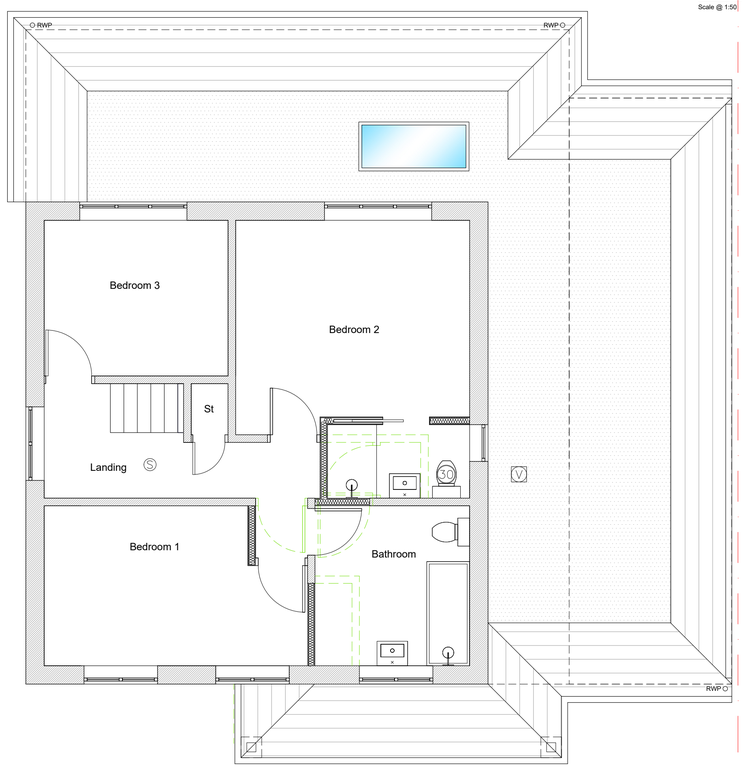

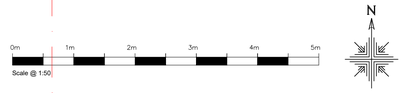

Proposed First Floor Plan
1:50 @ A1

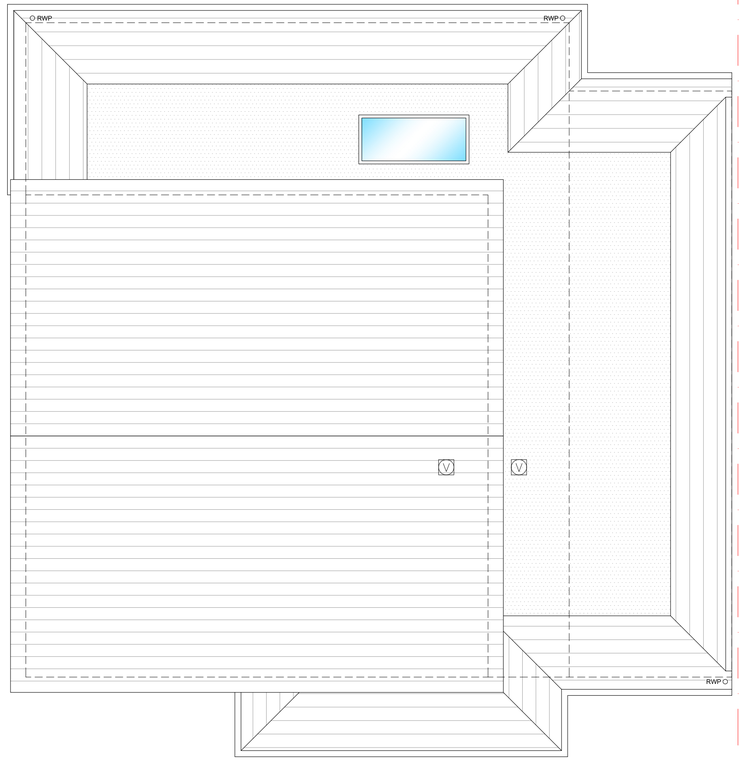

Proposed Roof Plan
1:50 @ A1

GENERAL NOTES

All measurements are to be taken from site prior to the commencement of works.
All structural elements to be designed and specified by the structural engineer.
All drainage to be thoroughly investigated on site and contractor to confirm final design.
Final kitchen, bathroom & utility layouts/fittings/fixtures tbc by client & supplier/installer.
Position & number of electrical sockets and lighting points tbc by client and installed by a fully qualified electrician.
All gas works to be carried out by a fully qualified gas contractor.
All work is to be carried out in accordance with the Building Regulations as a minimum requirement.

LEGEND

DB	Electrical distribution board
G	External gas meter
E	External electrical meter
B	Boiler
F	Boiler flue
H	Mains operated heat detector
S	Mains operated smoke detector
C	Battery operated carbon-monoxide detector
60	Mechanical extract fan 60l/s (kitchens/utility)
30	Mechanical extract fan 30l/s (bathrooms)
V	Roof/wall vent
UFH	Wet under-floor heating manifold
	Radiator with thermostatic radiator valves
G	Drainage gully
RWP	Rain water pipe
SVP	Soil vent pipe
IC	Inspection chamber
EV	Electrical vehicle charging point
TG	Toughened glass
OG	Obscured glass
SC	Door self-closer
FD30	Fire door (30 mins)
EE	Emergency egress
	Cavity closer
	Air brick with telescopic vent
	Joist/rafter span
	Direction of fall
	Structural beams or lintels
	Foundations
	Demolish
	Drainage runs

DATE	REVISION	DESCRIPTION
08.05.2025	V1	Porch roof amended

PROJECT:
22 Bens Acre, Horsham, West Sussex
RH13 6LW

CLIENT:
Peter Coxhead

CAT Architectural Services
3A West View, Seaford, East Sussex, BN25 1JR
M: 07747 144707
www.catarchitecturalservices.co.uk
claire.townsend@live.co.uk

TITLE:
Proposed Plans

PROJECT No:	DRAWING No:	REVISION:
2024/151	03	V1

DATE:	SCALE:	DRAWN:
10.09.2024	1:50 @ A1	CT

DRAWING STATUS:
PLANNING