# FOR PLANNING PURPOSES ONLY

NOT FOR CONSTRUCTION

TO BE READ IN CONJUNCTION WITH STRUCTURAL ENGINEER'S DRAWINGS, DETAILS AND SPECIFICATIONS

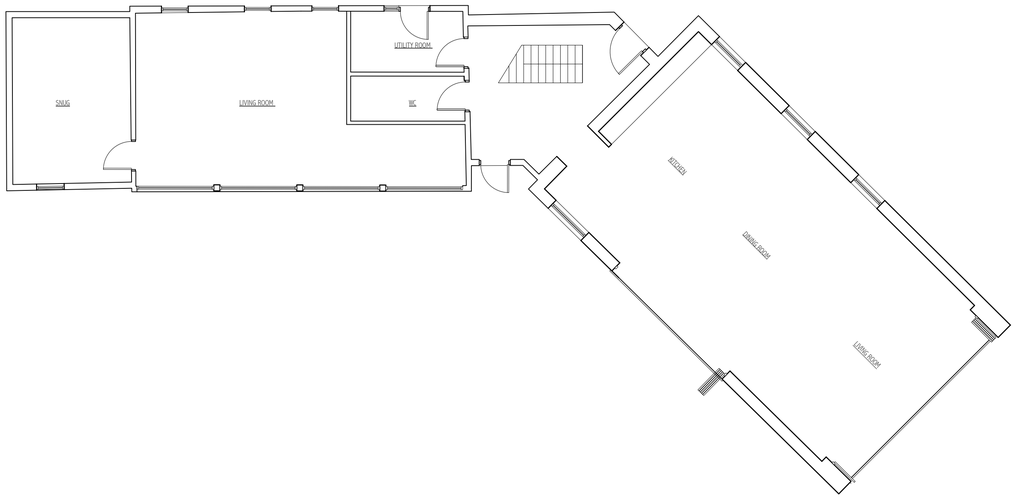


## NEWLANDS MAIN HOUSE - GROUND FLOOR AS PROPOSED

SCALE 1:100 ON AN A1 SHEET

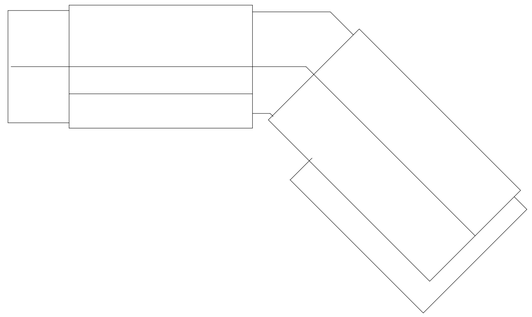

## NEWLANDS MAIN HOUSE - ROOF PLAN AS PROPOSED

SCALE 1:200 ON AN A1 SHEET

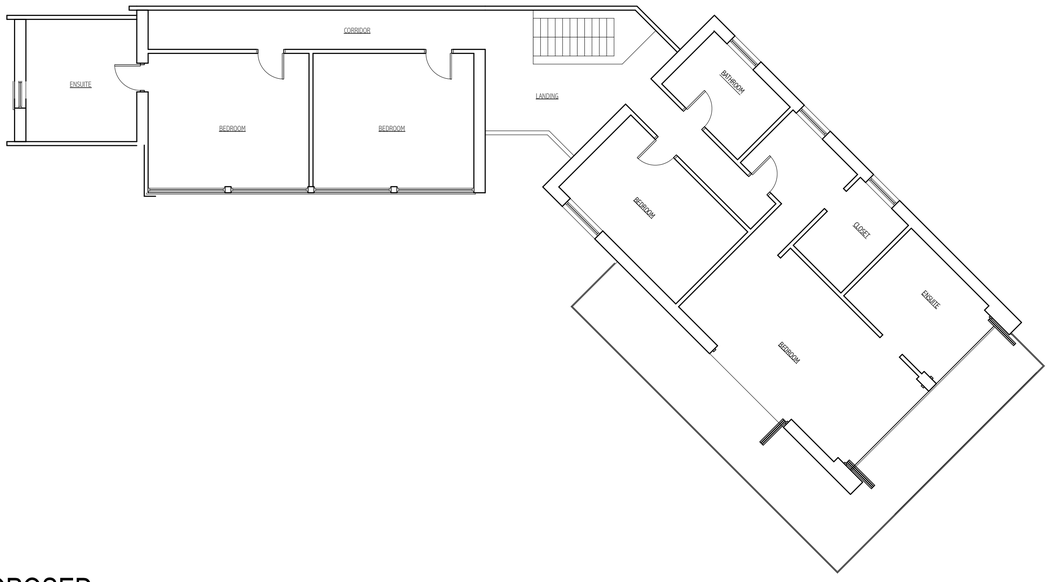


## NEWLANDS MAIN HOUSE - FIRST FLOOR AS PROPOSED

SCALE 1:100 ON AN A1 SHEET

10m 9 8 7 6 5m 4 3 2 1 0

| REV. | DATE. | BY. | AMENDMENT. | CHK. |
|---|---|---|---|---|
| C | 15.05.23 | MC | Revised internal layouts and roof plan, see exterior elevations for further information | |

NOTES.

DO NOT SCALE OFF THIS DRAWING UNLESS FOR PLANNING PURPOSES.

CHECK ALL DIMENSIONS ON SITE BEFORE ANY WORK IS COMMENCED.

ALL GOODS MATERIALS AND WORKMANSHIP MUST CONFORM WITH CURRENT BUILDING REGULATIONS, BRITISH STANDARDS AND CODES OF PRACTICE.

COPYRIGHT OF THIS DRAWING IS RETAINED BY GOULD BAXTER AND IT MUST NOT BE REPRODUCED WITHOUT WRITTEN CONSENT.

CLIENT.

MR & MRS S. WASSENAAR

PROJECT.

NEWLANDS
FRYLANDS LAND
WINEHAM
BN5 9BS

DRAWING.

NEWLANDS - GENERAL ARRANGEMENT AS PROPOSED

| DATE. | SCALE AT A1. | DRAWN BY. |
|---|---|---|
| 18.05.21 | AS NOTED | MC |
| | | CHECKED BY. |

| JOB NO. | DRAWING NO. | REV. |
|---|---|---|
| | PL.003, PL.004, PL.005 | C |