Tree Protection Plan for Woodhurst, Brooker Road, Billingshurst.

The enclosed Tree Protection Plan (TPP) has been prepared by overlaying the proposed development layout onto the existing survey plan. The purpose of the TPP is to illustrate the tree to be retained and the protective measures required to do so. The tree in question is a well-established large oak tree. The canopy of the tree covers the area right up to the roof line of the property and goes out over the boundary line of the property.

The tree protection fencing illustrated has been cited to avoid impacts upon retained trees wherever possible. However, there is one location where the consented layout requires tree protection fencing and root system protection most notably the recladding of the work around the utility room.

The specifications for the tree protection fencing, set out in turn below, are designed to meet the requirements for the sections of the site. All tree protection fencing shall be erected before works start on site and remain in place throughout the construction and operational phases of the development.

Tree Protection Fence "Site Plan 1" (red shaded area on plan)

This specification protection will be used around the area where light recladding work will be taking place in the utility room on the site.

Therefore this fencing will follow the specification taken from Section 6.2 of BS5837:2012 "default specification for protective barrier". This shall be constructed from pre-fabricated panels that will sit in block feet and be securely situated on the ground. The fence panels will be connected in a square layout that will give a solid structure. The panels will be made of welded mesh panels (such as HERAS fencing) and will be securely fixed. The protection fencing shall be marked with all-weather notices bearing the words "Tree Protection Area Keep Out" " See Item 1 and Item 2. The fencing will go around the base of the tree and cover not just the tree but the roots at the base of the tree also.

Tree Protection root network "Site Plan 2" (Blue shaded area line on plan)

This will be made of bark chips that will be put around the base of the tree and the surroundings are up to the property to protect from compaction of the root area around the tree. This will be made at a depth of 100mm throughout the area. (see item 3). The bark chippings will also allow water to drain through to the root system and allow the tree to still sustain a healthy amount of water. In addition to this, we will be overlaying the bark chipping with appropriate boarding which will aim to adequately spread the loading of pedestrian access and working room for the recladding and of the utility room at this end of the building. The boarding that will be being used will be 18mm OSB (Item 4). This will be put on walkways used when construction area is happening. See Site Plan 3. This boarding will go up to the edge of the fencing surrounding the tree.

No storage of materials will be stored around the tree and root system.

This will prevent any compaction of the soil in the area of the root system and protect the roots from any damage that may occur from the work undertaken.

Site Plan 1

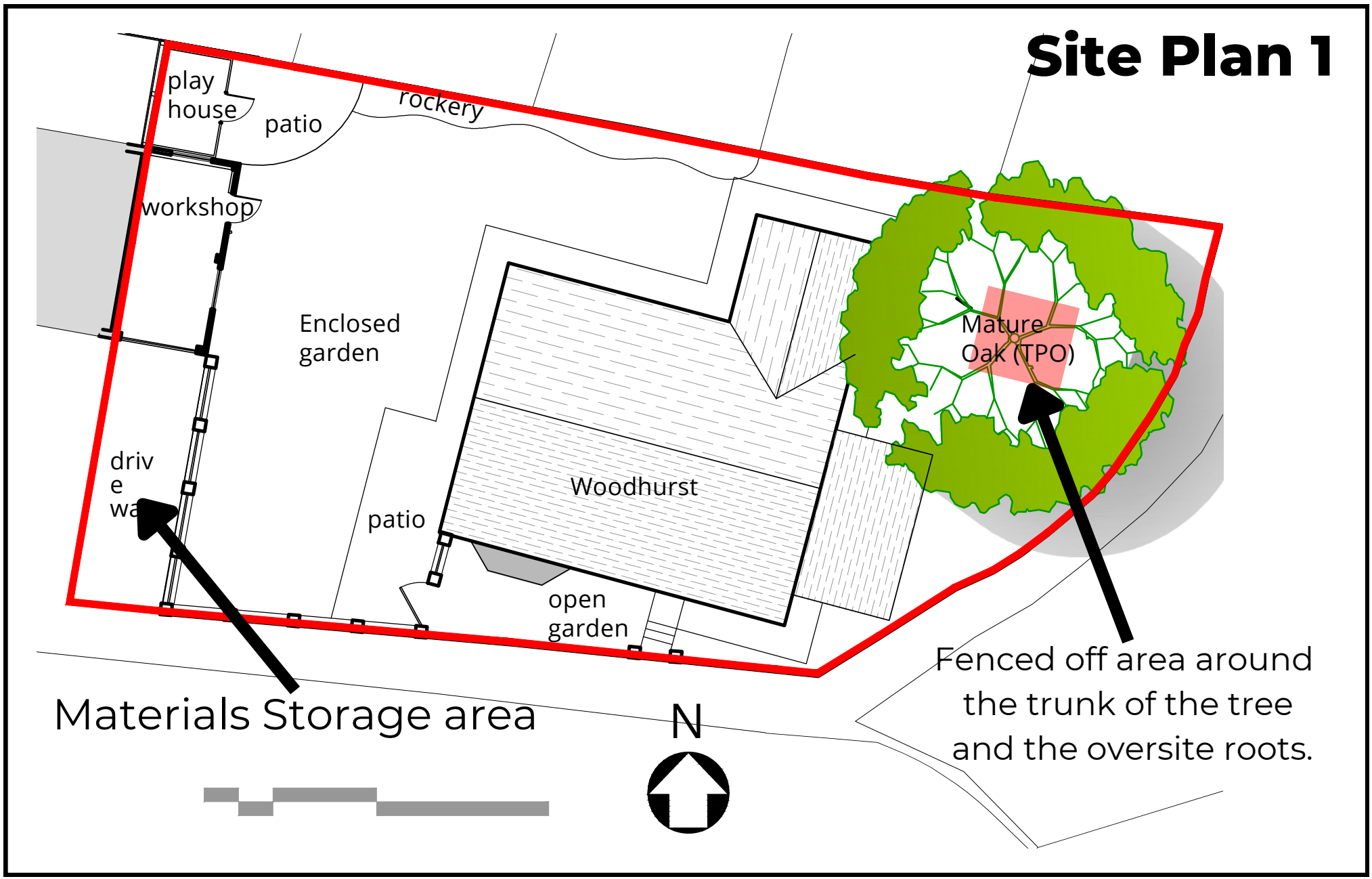
play house
patio
rockery
workshop
Enclosed garden
Mature Oak (TPO)
driv e wa
Woodhurst
patio
open garden
Materials Storage area
N
Fenced off area around the trunk of the tree and the oversite roots.

Site Plan 2

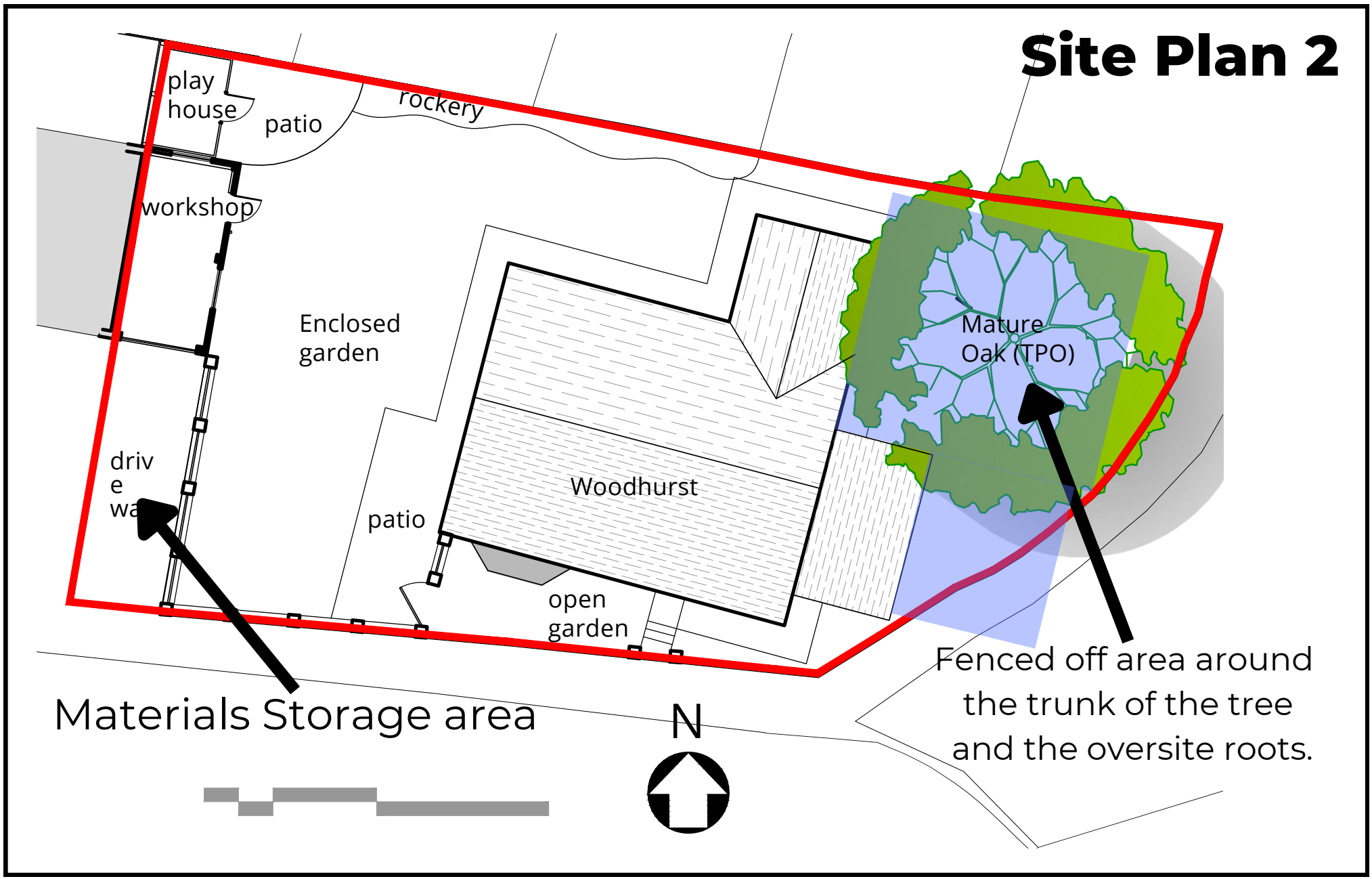
play house
patio
rockery
workshop
Enclosed garden
Mature Oak (TPO)
driv e wa
Woodhurst
patio
open garden
Materials Storage area
N
Fenced off area around the trunk of the tree and the oversite roots.

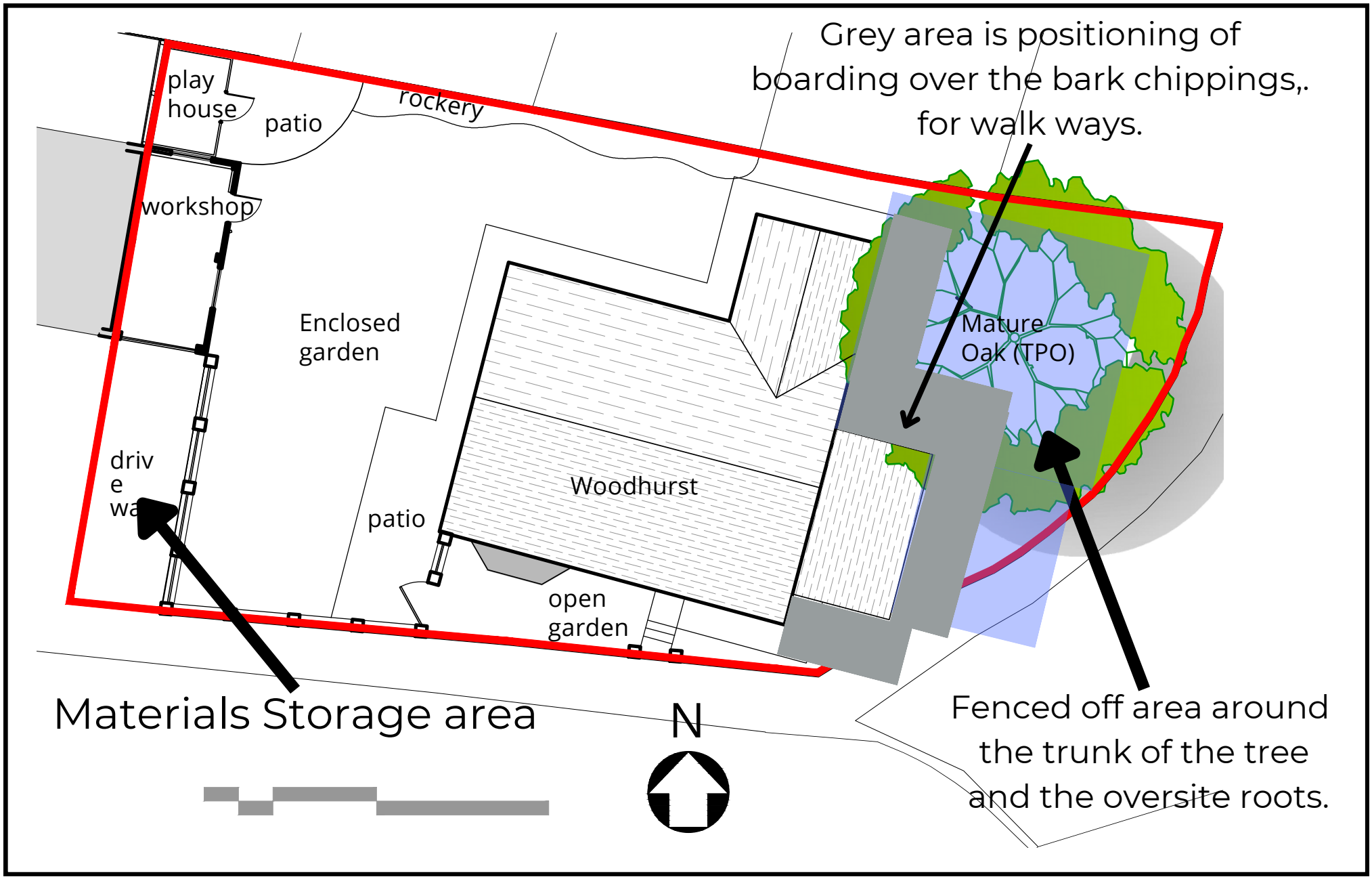
Grey area is positioning of boarding over the bark chippings,. for walk ways.
play house
patio
rockery
workshop
Enclosed garden
Mature Oak (TPO)
driv e wa
Woodhurst
patio
open garden
Materials Storage area
N
Fenced off area around the trunk of the tree and the oversite roots.

Item 1

Harris Fencing

The fencing around the tree will be mounted on bases and sit on the surface of the floor around the base of the tree. This is the fencing that will surround the tree all the way around. In addition to the fencing, there will be signs indicating no entry in the area fenced off around the tree.



Item 2



Way the fencing is erected.

The fence will erected as seen here around this tree. This will cover the roots at the base of the tree and sit on top of the bark-chipping base which will protect the root network area at the base of the tree. This is to prevent compaction of the soil.

Item 3

Hard Wood Bark Chippings

The hardwood bark chippings will cover the area around the tree and the area where the work will be undertaken. This will be of a depth of 100mm



Item 4



18mm OSB

This 18mm OSB boarding will be placed on top of the 100m Bark chipping for the protection of the root system. The aim of this is to spread the weight of pedestrian traffic and the recladding of the building.