WATER NEUTRALITY STATEMENT FOR THE PROPOSED DEVELOPMENT AT DEMS HOUSE, MILL PARADE, STORRINGTON, WEST SUSSEX, RH20 4QD.

Planning Reference: TBD
H2Ogeo Reference: 20250115P1
Date: 20 May 2025

Version: FINAL v2.0

Author	*Version*	*Date*
David Walker	1.0	2/05/2025
David Walker	2.0	20/05/2025

H2Ogeo
Hydrogeology & Environmental Consultancy
[redacted]
Email: info@h2ogeo.co.uk
www: www.h2ogeo.co.uk

Statement of Limitations

The report will be prepared in accordance with the scope of work outlined within this proposal and is subject to the applicable cost, time and other constraints. It has been prepared for the sole use of the Client and H2Ogeo accepts no liability as a result of the use or reliance of this report by any other parties.

The advice and opinions in the report should be read and relied on only in the context of the report as a whole. As with any environmental appraisal or investigation, the conclusions and observations are based on limited data. The risk of undiscovered environmental impairment of the site cannot be ruled out. H2Ogeo cannot therefore warrant the actual conditions or LPA responses for the site and advice given is limited to those conditions for which information is held by H2Ogeo at the time. The findings are based on the information made available to H2Ogeo at the date of the report and will have been assumed to be correct.

This report will be provided to the Client and should they wish to release this report to any other third party for that party's reliance, H2Ogeo accepts no responsibility to any third party to whom this report or any part thereof is made known. H2Ogeo accepts no responsibility for any loss or damage incurred as a result, and the third party does not acquire any rights whatsoever, contractual or otherwise, against H2Ogeo except as expressly agreed with H2Ogeo in writing.

The findings will not purport to include any manner of legal advice or opinion. New information or changes in conditions and regulatory requirements may occur in future, which may change the conclusions presented.

H2Ogeo will perform the services on behalf of the Client in a manner consistent with the normal level of care and expertise exercised by members of the environmental profession. No warranties, expressed or implied, are made. Except as otherwise stated, H2Ogeo's assessment is limited strictly to the scope of work outlined in the Scope of Work section and does not evaluate structural or geotechnical conditions of any part of the Site (including any buildings, equipment or infrastructure) or outside the Site boundary.

All conclusions and recommendations made in the report are the professional opinions of H2Ogeo personnel involved with the project and, while normal checking of the accuracy of data has been conducted, H2Ogeo assumes no responsibility or liability for errors in data obtained from external sources, regulatory agencies or any other external sources, nor from occurrences outside the scope of this project.

H2Ogeo is not engaged in environmental consulting and reporting for the purpose of advertising, sales promoting, or endorsement of any client interests, including raising investment capital, recommending investment decisions, or other publicity or investment purposes.

This report has been prepared for the sole use of Client. The report may not be relied upon by any other party without the express written agreement of H2Ogeo. The provision of a copy of this report to any third party is provided for informational purposes only and any reliance on this report by a third party is done so at their own risk and H2Ogeo disclaim all liability to such third party to the extent permitted by law.

Any use of this report by a third party is deemed to constitute acceptance of this limitation.

This report does not constitute legal advice.

Contents

Statement of Limitations 1

Executive Summary 3

1 Introduction 4

1.1 Scope of Work 4

1.2 Background 4

1.3 Sussex North Water Resource Zone (WRZ) 4

2 Site Setting 5

2.1 Existing Site 5

2.1.1 Fixtures and Fittings 5

2.2 Proposed Development 5

2.2.1 Proposed Fixtures & Fittings 5

3 Baseline Water Consumption 6

3.1 Existing Demand 6

4 Proposed Demand 7

4.1 Occupancy 7

4.2 Part G Calculations 7

4.3 Consumption Summary 7

4.4 Sensitivity Testing 7

5 Conclusion 8

6 Figures 9

Figure 1 Site Location 10

Figure 2 Sussex North Water Resource Zone 10

3 Photolog 11

7 Annexes 12

Annex A - Planning Drawings 13

Annex B – Water Bills 16

Annex C - BREEAM Worksheets Units 1, 2, 3 and 4 37

Annex D – Part G Water Calculator 42

Annex E – Performance Level 3 Fixtures and Fittings 43

Table 1 Existing Fixtures and Fittings 5

Table 2 Proposed Number of Fixtures and Fittings 5

Table 3 Existing Fixtures and Fittings 6

Table 4 Modelled Mains Water Consumption 6

Table 5 Performance Level 3 Fixtures and Fittings 7

Table 6 Summary of Mains Water Consumption 7

Table 7 Water Neutrality Conclusion 8

Executive Summary

H2Ogeo provided this Water Neutrality Statement to accompany a planning application for the proposed change of use of four commercial units to four two-bedroom residential apartments at Units 1 to 4 Dems House, Old Mill Drive, Storrington, Pulborough, West Sussex, RH20 4QD.

The Water Neutrality Statement demonstrates that the proposed development, with efficient fixtures and fittings, can achieve water neutrality.

Existing (Litres/Day)	*Proposed (Litres/Day)*	*Water Neutral*
919	684	**YES**

Fixtures and fittings will meet Performance Level 3 of BREEAM NC 2018.

With this mitigation in place the proposed development will not contribute to an existing adverse effect upon the integrity of the internationally designated Arun Valley Special Area of Conservation, Special Protection Area and Ramsar sites by way of increased water abstraction.

1 Introduction

Natural England cannot, with certainty, conclude that the Sussex North Water Supply Zone, that includes water supply from a groundwater abstraction, is not having an adverse effect on the integrity of:

- Arun Valley Special Area Conservation (SAC);
- Arun Valley Special Protection Area (SPA); and
- Arun Valley Ramsar Site.

Natural England have advised that developments within this zone must not add to this impact.

The Local Planning Authority (LPA) have requested a Water Neutrality Statement is provided to accompany planning applications to demonstrate that the proposed development does not increase the rate of water abstraction for drinking water supplies above existing levels.

1.1 Scope of Work

H2Ogeo was requested to provide a proposal for a Water Neutrality Statement to support a prior approval application submitted to Horsham District Council (HDC) Local Planning Authority (LPA).

The Water Neutrality Statement aims to demonstrate that the proposed development will not *contribute to an existing adverse effect upon the integrity of the internationally designated Arun Valley Special Area of Conservation, Special Protection Area and Ramsar sites by way of increased water abstraction.*

The proposal was accepted and the Water Neutrality Statement is presented in this report.

A Statement of Limitations is presented at the start of this report.

1.2 Background

This Water Neutrality Statement (WNS) has been provided to support a planning application to convert four commercial properties into residential properties at Dems House in Storrington, West Sussex.

The planning drawings are presented in Annex A showing the existing and proposed development and site location is presented in Figure 1.

1.3 Sussex North Water Resource Zone (WRZ)

Southern Water supplies water to Crawley Borough, Horsham District, the northern part of Chichester District, southern Waverley and the South Downs National Park from its Sussex North Water Resource Zone (WRZ).

Within the WRZ there are a number of water sources, one of which is the groundwater abstraction from the Hardham source, one of a number of groundwater and surface water abstractions around Pulborough[1] presented in Figure 2 along with the proposed site and boundary of the Sussex North WRZ

The Hardham Groundwater abstraction is located approximately 6.2km south east of the proposed site.

[1] https://www.horsham.gov.uk/__data/assets/pdf_file/0019/104482/EYP-JBAU-XX-XX-RP-EN-0001-A1-C03-Water_Neutrality_Assessment_Part_A.pdf

2 Site Setting

The site address is Units 1 to 4 Dems House, Old Mill Drive, Storrington, Pulborough, West Sussex, RH20 4QD. It is centred on National Grid Reference: TQ08933 14438 (Easting: 508933, Northing: 114438) and presented in Figure 1.

2.1 Existing Site

The existing properties consist of four commercial spaces over two stories. Units 1 and 2 are on the ground floor and Units 3 and 4 on the first floor. Unit 1 is currently used as a PC repair shop, Unit 2 a florist and Unit 3 is a Quality Assurance Consultancy that delivers training and Unit 4 is a beauty salon.

The floor areas are presented below and shown in Annex A:

- Unit 1 = 65.13m^2;
- Unit 2 = 69.58m^2;
- Unit 3 = 61.13m^2; and
- Unit 4 = 73.58m^2.

The planning drawings presented in Annex A show the existing and proposed layout of the property.

2.1.1 Fixtures and Fittings

The existing fixtures and fittings are summarised in the table below and, where visited, presented in Figure 3:

Table 1 Existing Fixtures and Fittings

Fixture	***Unit 1***	***Unit 2***	***Unit 3***	***Unit 4***
WC	1	1	1	1
Wash-Hand Basin Taps (excluding kitchen/utility room taps)	1	1	1	1
Kitchenette	1	1	1	1

2.2 Proposed Development

The proposed development is for a change of use to four 2-bed residential units as presented in Annex A.

2.2.1 Proposed Fixtures & Fittings

As a result of the proposed development there will be an increase in mains water consuming fixtures and fittings on site, the number of proposed fixtures and fittings are shown in the table below:

Table 2 Proposed Number of Fixtures and Fittings

Fixture	***Unit 1***	***Unit 2***	***Unit 3***	***Unit 4***
WC	1	1	1	1
Taps (excluding kitchen/utility room taps)	1	1	1	1
Kitchen/Utility room sink taps	1	1	1	1
Shower over bath	1	1	1	1
Baths	1	1	1	1
Washing Machine	1	1	1	1
Dishwasher	1	1	1	1

3 Baseline Water Consumption

This section outlines the existing baseline water consumption for the site.

3.1 Existing Demand

The Client recently purchased the property and, despite best-efforts, has not been able to obtain previous water bills for all properties. The bills obtained are predominantly estimated and only metered annually – presented in Annex B.

H2Ogeo visited the site on the 21 March 2025 and managed to flow test Units 1 and 2. Units 3 and 4 were unoccupied on this day and access was not possible. In line with Horsham District Council's guidance, in the absence of water bills, water consumption has been modelled following flow testing by H2Ogeo.

Based on the observations made, the performance levels of Units 3 and 4 have been based on the outcomes of testing in Units 1 and 2.

Results of the flow testing of the existing offices are presented in the table below and in the photolog in Figure 3:

Table 3 Existing Fixtures and Fittings

Fixture	Unit 1	Unit 2	Unit 3	Unit 4	Units
WC – Single Flush	6	6	6	6	Effective Flush Litres
Taps (excluding kitchen/utility room taps)	10	10*	10	10	Litres/Minute
Kitchen Tap	4.5	20	10	10	Litres/Minute

*Wash-hand basin tap not working during visit, Base Performance Level of 10 Litres/Minute adopted.

Unit 4 is the only one to have customers using the facilities on site.

The BREEAM methodology assumes 0.3 customers/m^2 on a daily basis, this equates to an average of 25 customers/day. For conservatism we have assumed 25% of people use the staff's daily amount of water during their treatment.

The mains water consumption on site has been calculated Using the BREEAM New Construction 2018 Wat01 Calculator for Non-Domestic Retail buildings for Unit 1, Unit 2 and Unit 4 and Office buildings for Unit 3. The BREEAM worksheets are presented in Annex C and summarised below:

Table 4 Modelled Mains Water Consumption

Fixture	Building Type	Litres/Person/ Day	Modelled Staff Occupancy	Total (Litres/Day)	Customers that use mains water	Total Daily Consumption (Litres/Day)
Unit 1	Retail	34.39	4	137.56	0	137.56
Unit 2	Retail	41.42	4	165.68	0	165.68
Unit 3	Office	36.89	6.7	247.163	0	247.163
Unit 4	Retail	36.89	4	147.56	6	368.9

The Total Modelled Consumption = 919 Litres/Day.

4 Proposed Demand

The proposed demand has been calculated using the Part G Water Calculator of the Building Regulations.

It is recommended that fixtures and fittings in the proposed development meet Performance Level 3 of the BREEAM guidance and examples of the proposed fixtures and fittings are provided in Annex E.

A summary of Performance Level 3 efficiencies are presented in the Table below:

Table 5 Performance Level 3 Fixtures and Fittings

Fixture	***Performance Level 3***	***Unit***
WC	3.75	Effective Flush (Litres)
Taps (excluding kitchen/utility room taps)	5	Litres/Minute
Kitchen/Utility room sink taps	6	Litres/Minute
Shower	6	Litres/Minute
Washing Machine	5	L/Dry Kg Load
Dishwasher	0.92	Litres/Place Setting

4.1 Occupancy

The occupancy has been derived using Horsham District Council's method of extrapolating 2011 census data, i.e. a 2-bedroom property = 1.88 people.

This combined development has a modelled occupancy of 7.52 people.

4.2 Part G Calculations

The Part G Calculator is presented in Annex D and summarised below, a two-bedroom property with PL3 fixtures and fittings = 91 Litres/Person/Day.

Total Proposed Modelled Consumption = 684 Litres/Day (91*7.52) or, 171 Litres/Unit/Day

Examples of Performance Level 3 Fixtures and Fittings are presented in Annex E.

4.3 Consumption Summary

The table below identifies the existing and proposed water consumption:

Table 6 Summary of Mains Water Consumption

Existing Offices Combined Consumption (Litres/Day)	***Proposed Development Combined Consumption (Litres/Day)***
919	684

Using the proposed fixtures and fittings and achieving performance Level 3 efficiencies under BREEAM guidelines the proposed development would be water neutral.

4.4 Sensitivity Testing

In preparing this Water Neutrality Statement there have been several conservative assumptions made, these are:

- The Part G Water Calculator assigns 5 Litres/Person/Day for outdoor use. There are no gardens as part of this development therefore it is unlikely that not all of this allowance would be used by the future residents. If we discount the 5 Litres/Day the total proposed consumption = 647 Litres/Day.

5 Conclusion

The proposed development, with performance Level 3 fixtures and fittings, would achieve water neutrality.

By upgrading the existing fixtures and fittings to Performance Level 3 under the BREEAM NC 2018 Standards there is a potential saving of 235 litres/day across both units combined.

Table 7 Water Neutrality Conclusion

Existing (Litres/Day)	***Proposed (Litres/Day)***	***Water Neutral***
919	684	**YES**

Through installing water-efficient fixtures and fittings on site this Water Neutrality Statement demonstrates that the proposed development will not contribute to an existing adverse effect upon the integrity of the internationally designated Arun Valley Special Area of Conservation, Special Protection Area and Ramsar sites by way of increased water abstraction.

6 Figures

Figure 1 Sussex North WRZ

Figure 2 Site Location

Figure 3 Site Photolog

Figure 1 Site Location



Figure 2 Sussex North Water Resource Zone

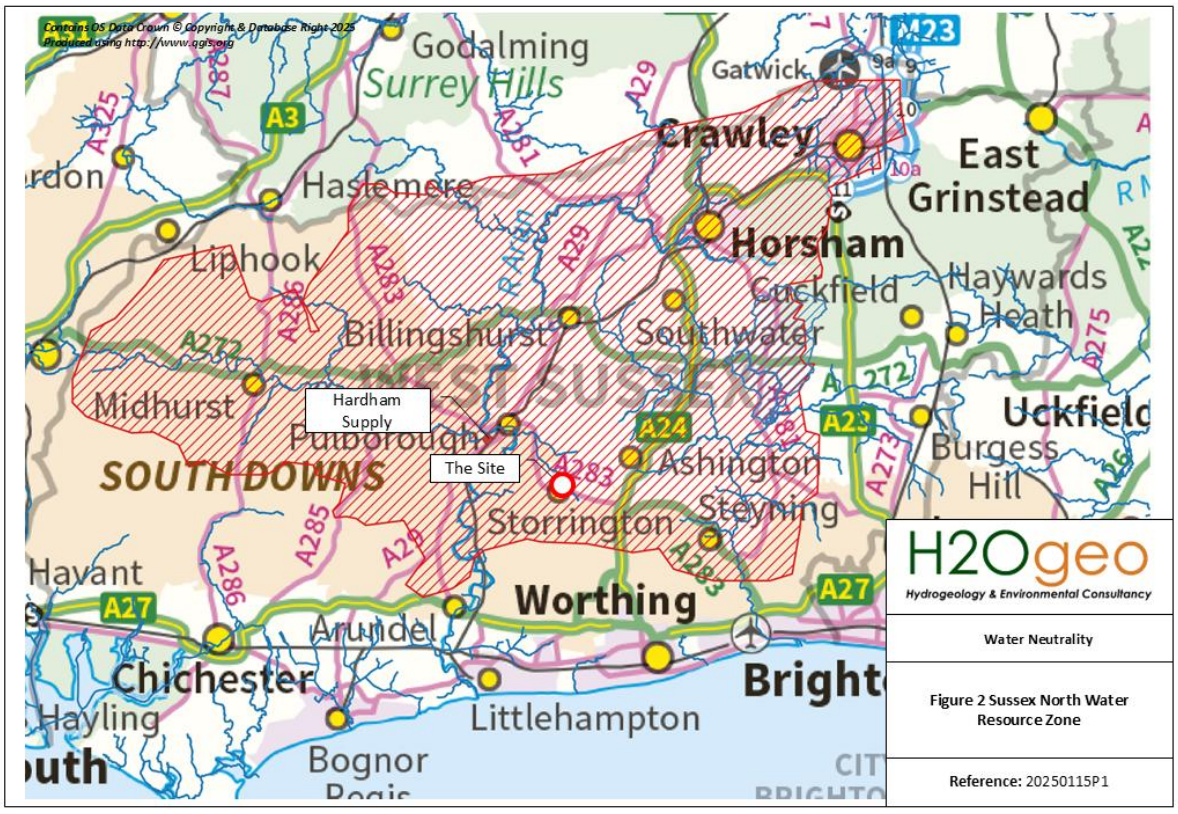

3 Photolog



Unit 2 Kitchen Tap



Single Flush WC



Wash-Hand Basin



Unit 1 Kitchen Tap



Single Flush WC



Wash-Hand Basin

H2Ogeo
Hydrogeology & Environmental Consultancy

Water Neutrality

Figure 3 Photolog

Reference: 20250115P1

7 Annexes

Annex A - Planning Drawings

Annex B – Water Bills

Annex C – BREEAM Worksheets Units 1, 2, 3 and 4

Annex D – Part G Calculators

Annex E – Performance Level 3 Fixtures and Fittings

Annex A - Planning Drawings

Dems House, Mill Parade, Storrington
Existing Plans

This drawing is the copyright of Tomes Architects and may not be copied, altered, or reproduced in any way, or be passed to a third party without our written authority

All dimensions are to be checked on site before commencing work. Any discrepancies should be reported to the project manager immediately.

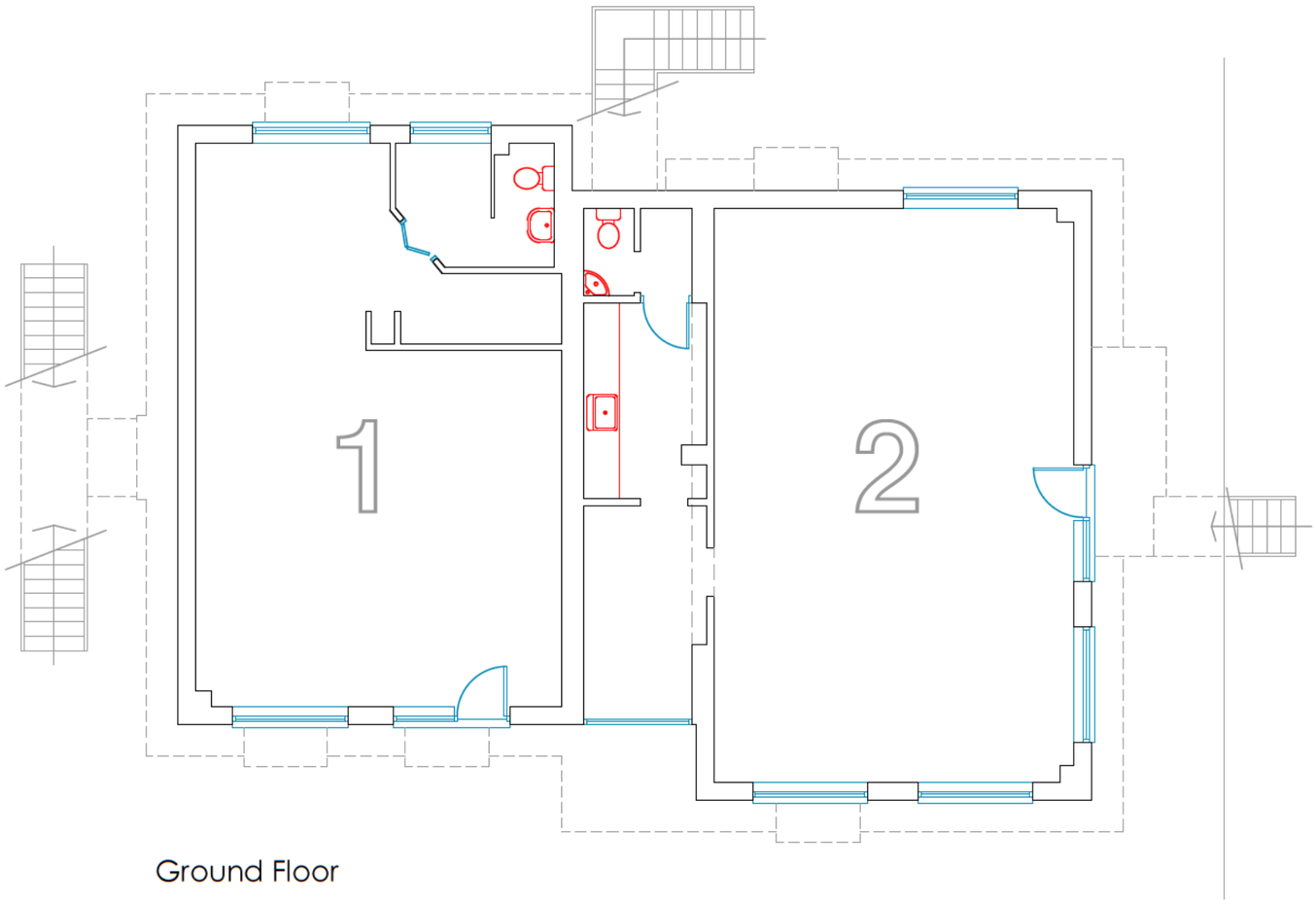

Ground Floor

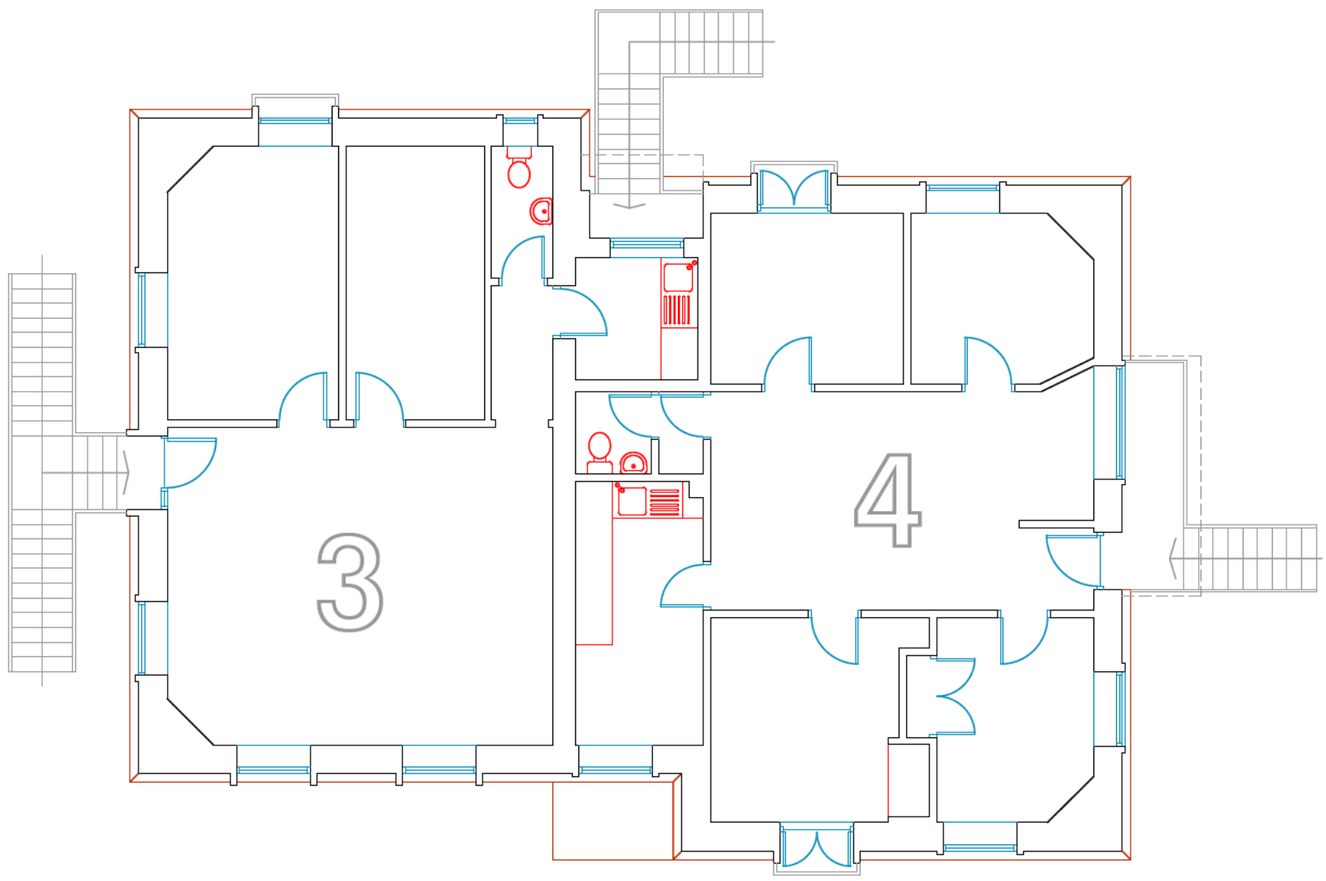

First Floor

1:100 Scale Bar (Metres)

0 1 2 3 4 5 10 15

tomesarchitects
architecture + project management
rennie lodge, 7 oakhurst drive, waterlooville, po7 7pn
tel: 023 9309 2307 email: info@tomesarchitects.co.uk

project	date
Dems House Storrington	25 Feb 2025
drawing: Existing Plans	scale: 1:100@A3
drawing no.: **C3588-1**	revision:

Dems House, Mill Parade, Storrington
Proposed Plans

This drawing is the copyright of Tomes Architects and may not be copied, altered, or reproduced in any way, or be passed to a third party without our written authority

All dimensions are to be checked on site before commencing work. Any discrepancies should be reported to the project manager immediately.

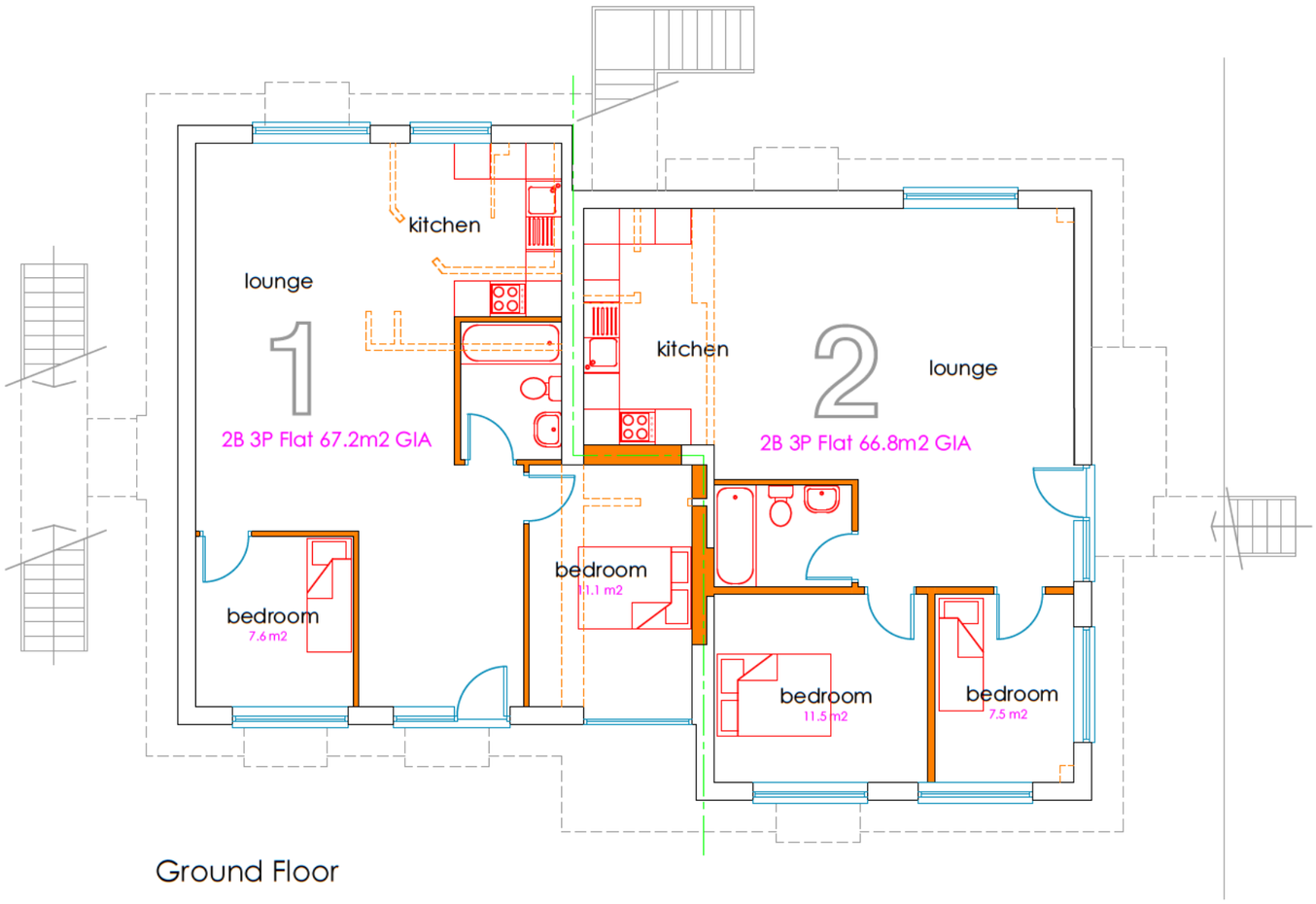

Ground Floor

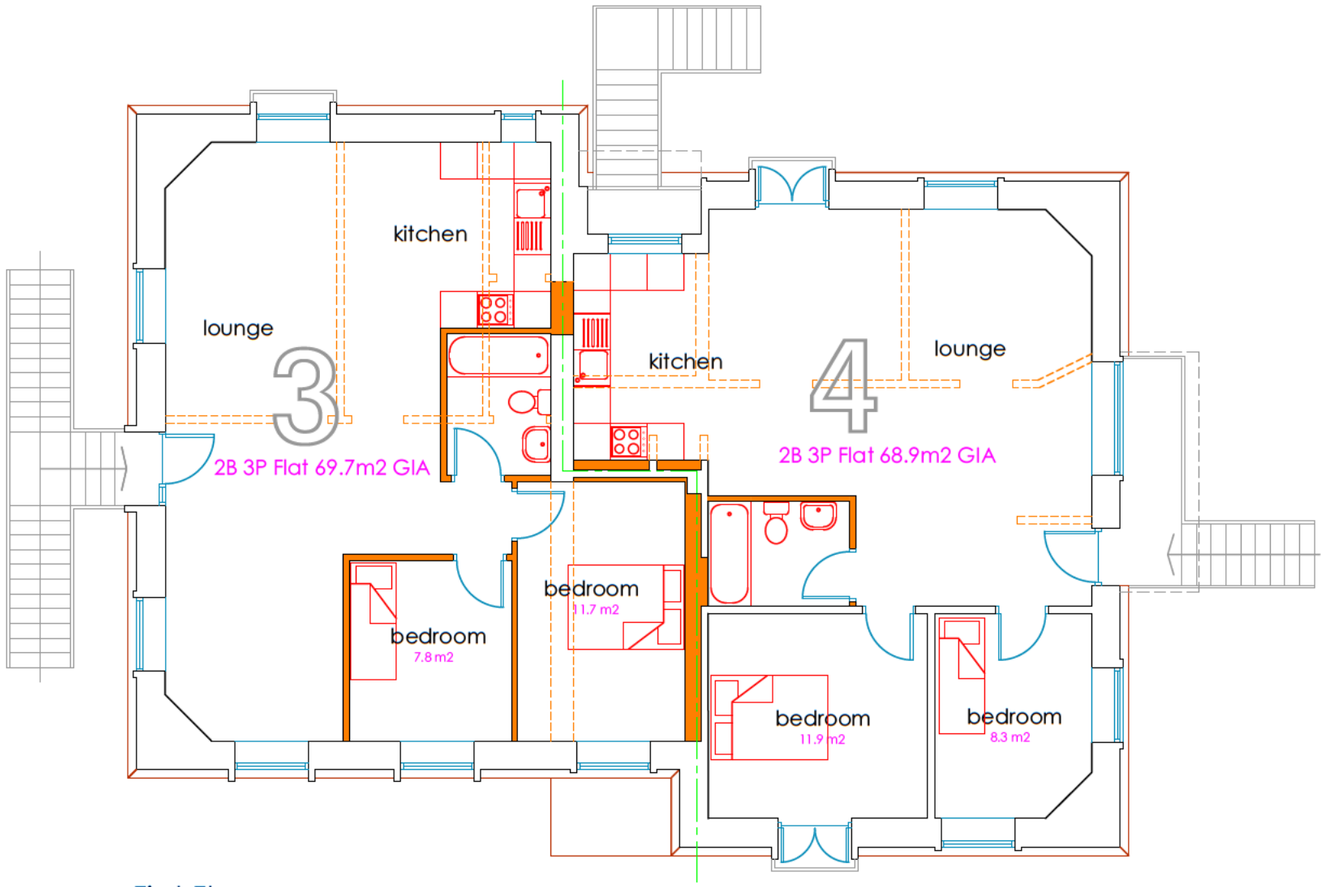

First Floor

1:100 Scale Bar (Metres)
0 1 2 3 4 5 10 15

tomesarchitects
architecture + project management
rennie lodge, 7 oakhurst drive, waterlooville, po7 7pn
tel: 023 9309 2307 email: info@tomesarchitects.co.uk

project: Dems House Storrington	date: 13 Mar 2025
drawing: Proposed Plans	scale: 1:100@A3
drawing no.: C3588-8	revision: A

Annex B – Water Bills

Customer reference / invoice number: [redacted]

Invoice / tax point date: 7 March 2023

Your charges in detail

Meter number / meter size: 4T008010 / 15mm

Water charges		Units	Rate	VAT	Charge
Fixed water charge					
Yearly fee [redacted]	21 Nov 22 - 21 Jan 23	62 days	[redacted]	Z	[redacted]

This is a fee for the upkeep pipes and pumps that supp premises.

Volumetric water charge					
Estimated reading	22 Jan 23	296			
Estimated reading	21 Nov 22	294			
= volume used this period		2 m³			
Charges	21 Nov 22 - 21 Jan 23	2 m³	[redacted]	Z	[redacted]

This is a charge for the amo you've used, as recorded b meter. The rate you are cha based on your location and consumption. Find out mor business-stream.co.uk/yo useful-info

Total water charges	[redacted]

Waste water & drainage charges		Units	Rate	VAT	Charge
Fixed waste water charge					
Yearly fee [redacted]	21 Nov 22 - 21 Jan 23	62 days	[redacted]	Z	[redacted]

This is a fee for the upkeep pipes and pumps that rem from your premises.

Volumetric waste water charge					
Charges	21 Nov 22 - 21 Jan 23	1.9 m³	[redacted]	Z	[redacted]
Based on 95% of water usage figure					

This is the amount of wate estimate goes down your proportion of the water co recorded by your water m waste water is charged be 100% of your recorded wa

Surface water drainage					
Charges	21 Nov 22 - 21 Jan 23	62 days		Z	[redacted]
Based on the annual charge of [redacted]					

This is a fee for the cost o treating rain water which public water and sewerag your premises.

Highway drainage					
Charges	21 Nov 22 - 21 Jan 23	62 days		Z	[redacted]
Based on the annual charge of [redacted]					

This is a fee for the upkee roads drainage system a prevention.

Total waste water and drainage charges	[redacted]

Subtotal	[redacted]
VAT	
Total charges this period	

Most of our services are some are standard rate scope (O). See business for more information.

Your charges in detail

Based on this period your annual carbon consumption is **12.32 kgCO2e/yr**, based on National Government statistics.

Meter number / meter size: 4T008010 KENT 15mm

Water charges			Units	Rate	VAT	Charge
Fixed water charge						
Yearly fee [redacted]	18 Aug 22 - 20 Nov 22		95 days	[redacted]	Z	[redacted]
Volumetric water charge						
Estimated reading	21 Nov 22	294				
Actual reading	18 Aug 22	291				
=Volume used this period			3.00 m³			
Charges	18 Aug 22 - 21 Nov 22		3.00 m³	[redacted]	Z	[redacted]
Total water charges						[redacted]

A yearly fee for the upkeep of external pipes and pumps that supply water to your property.

The charge for the recorded amount of water you've used, measured by your meter.

Waste water charges		Units	Rate	VAT	Charge
Fixed waste water charge					
Yearly fee [redacted]	18 Aug 22 - 20 Nov 22	95 days	[redacted]	Z	[redacted]
Volumetric waste water charge					
Charges	18 Aug 22 - 21 Nov 22	2.85 m³	[redacted]	Z	[redacted]
based on 95.00 % of water usage figure					
Total waste water charges					[redacted]

A yearly fee for the upkeep of external pipes and pumps that remove waste water from your property.

The charge for the amount of waste water removed from your property, based on a proportion of the water measured by your meter.

Drainage charges		Units	Rate	VAT	Charge
Surface water drainage					
Charges	18 Aug 22 - 20 Nov 22	95 days		Z	[redacted]
based on the annual charge of [redacted]					
Highway drainage					
Charges	18 Aug 22 - 20 Nov 22	95 days		Z	[redacted]
based on the annual charge of [redacted]					
Total drainage charges					[redacted]

As you drain to the public water and sewerage system you're charged for the cost of collecting and treating rain water from your property.

This covers your contribution to the public roads drainage system and keeping the roads free from flooding.

Subtotal	[redacted]
VAT	
Total charges this period	

VAT on our charges

Most of our services are zero-rated (Z) but some ar standard rate (S) or outside scope (O).

See **business-stream.co.uk/vat** for more informatic

Your charges in detail

Meter number / meter size: 4T008010 / 15mm

Water charges		Units	Rate	VAT	Charge
Fixed water charge					
Yearly fee [redacted]	22 Apr 23 - 21 Jul 23	91 days	[redacted]	Z	[redacted]

This is a fee for the upkeep of external pipes and pumps that supply water to your premises.

Volumetric water charge					
Estimated reading	22 Jul 23	301			
Estimated reading	22 Apr 23	298			
= volume used this period		3 m³			
Charges	22 Apr 23 - 21 Jul 23	3 m³	[redacted]	Z	[redacted]

This is a charge for the amount of water you've used, as recorded by your water meter. The rate you are charged can vary based on your location and your water consumption. Find out more at **business-stream.co.uk/yorkshire/useful-info**

Total water charges	[redacted]

Waste water & drainage charges		Units	Rate	VAT	Charge
Fixed waste water charge					
Yearly fee [redacted]	22 Apr 23 - 21 Jul 23	91 days	[redacted]	Z	[redacted]

This is a fee for the upkeep of external pipes and pumps that remove waste water from your premises.

Volumetric waste water charge					
Charges	22 Apr 23 - 21 Jul 23	2.85 m³	[redacted]	Z	[redacted]
Based on 95% of water usage figure					

This is the amount of water that we estimate goes down your drain based on a proportion of the water consumption recorded by your water meter. In general, waste water is charged between 90% and 100% of your recorded water use.

Surface water drainage					
Charges	22 Apr 23 - 21 Jul 23	91 days		Z	[redacted]
Based on the annual charge of [redacted]					

This is a fee for the cost of collecting and treating rain water which goes in to the public water and sewerage system from your premises.

Highway drainage					
Charges	22 Apr 23 - 21 Jul 23	91 days		Z	[redacted]
Based on the annual charge of [redacted]					

This is a fee for the upkeep of the public roads drainage system and road flooding prevention.

Total waste water and drainage charges	[redacted]
Subtotal	[redacted]
VAT	
Total charges this period	

Most of our services are zero-rated (Z) but some are standard rate (S) or outside scope (O). See business-stream.co.uk/vat for more information.

Your charges in detail

Meter number / meter size: 4T008010 / 15mm

Water charges			Units	Rate	VAT	Charge
Fixed water charge						
Yearly fee [redacted]	22 Jan 23 - 31 Mar 23		69 days	[redacted]	Z	[redacted]
Yearly fee [redacted]	1 Apr 23 - 21 Apr 23		21 days		Z	
Volumetric water charge						
Actual reading	13 Feb 23	296				
Estimated reading	22 Jan 23	296				
= volume used this period			0 m³			
Estimated reading	22 Apr 23	298				
Actual reading	13 Feb 23	296				
= volume used this period			2 m³			
Charges	13 Feb 23 - 31 Mar 23		1.382 m³	[redacted]	Z	[redacted]
Charges	1 Apr 23 - 21 Apr 23		0.618 m³		Z	
Total water charges						

This is a fee for the upkeep of external pipes and pumps that supply water to you premises.

This is a charge for the amount of water you've used, as recorded by your water meter. The rate you are charged can vary based on your location and your water consumption. Find out more at **business-stream.co.uk/yorkshire/useful-info**

Waste water & drainage charges		Units	Rate	VAT	Charge
Fixed waste water charge					
Yearly fee [redacted]	22 Jan 23 - 31 Mar 23	69 days	[redacted]	Z	[redacted]
Yearly fee [redacted]	1 Apr 23 - 21 Apr 23	21 days		Z	
Volumetric waste water charge					
Charges	13 Feb 23 - 31 Mar 23	1.313 m³	[redacted]	Z	[redacted]
Based on 95% of water usage figure					
Charges	1 Apr 23 - 21 Apr 23	0.587 m³	[redacted]	Z	
Based on 95% of water usage figure					
Surface water drainage					
Charges	22 Jan 23 - 31 Mar 23	69 days		Z	[redacted]
Based on the annual charge of [redacted]					
Charges	1 Apr 23 - 21 Apr 23	21 days		Z	[redacted]
Based on the annual charge of [redacted]					
Highway drainage					
Charges	22 Jan 23 - 31 Mar 23	69 days		Z	[redacted]
Based on the annual charge of [redacted]					
Charges	1 Apr 23 - 21 Apr 23	21 days		Z	[redacted]
Based on the annual charge of [redacted]					
Total waste water and drainage charges					[redacted]

This is a fee for the upkeep of external pipes and pumps that remove waste wate from your premises.

This is the amount of water that we estimate goes down your drain based on proportion of the water consumption recorded by your water meter. In general, waste water is charged between 90% and 100% of your recorded water use.

This is a fee for the cost of collecting and treating rain water which goes in to the public water and sewerage system from your premises.

This is a fee for the upkeep of the public roads drainage system and road flooding prevention.

Subtotal	[redacted]
VAT	
Total charges this period	

Most of our services are zero-rated (Z) b some are standard rate (S) or outside scope (O). See business-stream.co.uk/v for more information.

Your charges in detail

Meter number / meter size: 4T008010 / 15mm

Water charges		Units	Rate	VAT	Charge
Fixed water charge					
Yearly fee [redacted]	22 Jul 23 - 21 Oct 23	92 days	[redacted]	Z	[redacted]
Volumetric water charge					
Actual reading	24 Aug 23 302				
Estimated reading	22 Jul 23 301				
= volume used this period		1 m³			
Estimated reading	22 Oct 23 304				
Actual reading	24 Aug 23 302				
= volume used this period		2 m³			
Charges	22 Jul 23 - 23 Aug 23	1 m³	[redacted]	Z	[redacted]
Charges	24 Aug 23 - 21 Oct 23	2 m³		Z	
Total water charges					

This is a fee for the upkeep of external pipes and pumps that supply water to your premises.

This is a charge for the amount of water you've used, as recorded by your water meter. The rate you are charged can vary based on your location and your water consumption. Find out more at **business-stream.co.uk/yorkshire/useful-info**

Waste water & drainage charges		Units	Rate	VAT	Charge
Fixed waste water charge					
Yearly fee [redacted]	22 Jul 23 - 21 Oct 23	92 days	[redacted]	Z	[redacted]
Volumetric waste water charge					
Charges	22 Jul 23 - 23 Aug 23	0.95 m³	[redacted]	Z	[redacted]
Based on 95% of water usage figure					
Charges	24 Aug 23 - 21 Oct 23	1.9 m³	[redacted]	Z	[redacted]
Based on 95% of water usage figure					
Surface water drainage					
Charges	22 Jul 23 - 21 Oct 23	92 days		Z	[redacted]
Based on the annual charge of [redacted]					
Highway drainage					
Charges	22 Jul 23 - 21 Oct 23	92 days		Z	[redacted]
Based on the annual charge of [redacted]					
Total waste water and drainage charges					[redacted]

This is a fee for the upkeep of external pipes and pumps that remove waste water from your premises.

This is the amount of water that we estimate goes down your drain based on a proportion of the water consumption recorded by your water meter. In general, waste water is charged between 90% and 100% of your recorded water use.

This is a fee for the cost of collecting and treating rain water which goes in to the public water and sewerage system from your premises.

This is a fee for the upkeep of the public roads drainage system and road flooding prevention.

Subtotal	[redacted]
VAT	
Total charges this period	

Most of our services are zero-rated (Z) but some are standard rate (S) or outside scope (O). See business-stream.co.uk/vat for more information.

Your charges in detail

Meter number / meter size: 4T008010 / 15mm

Water charges		Units	Rate	VAT	Charge
Fixed water charge					
Yearly fee [redacted]	22 Oct 23 - 21 Jan 24	92 days	[redacted]	Z	[redacted]
Volumetric water charge					
Estimated reading	22 Jan 24	306			
Estimated reading	22 Oct 23	304			
= volume used this period		2 m³			
Charges	22 Oct 23 - 21 Jan 24	2 m³	[redacted]	Z	[redacted]
Total water charges					[redacted]

This is a fee for the upkeep of external pipes and pumps that supply water to your premises.

This is a charge for the amount of water you've used, as recorded by your water meter. The rate you are charged can vary based on your location and your water consumption. Find out more at **business-stream.co.uk/yorkshire/useful-info**

Waste water & drainage charges		Units	Rate	VAT	Charge
Fixed waste water charge					
Yearly fee [redacted]	22 Oct 23 - 21 Jan 24	92 days	[redacted]	Z	[redacted]
Volumetric waste water charge					
Charges	22 Oct 23 - 21 Jan 24	1.9 m³	[redacted]	Z	[redacted]
Based on 95% of water usage figure					
Surface water drainage					
Charges	22 Oct 23 - 21 Jan 24	92 days		Z	[redacted]
Based on the annual charge of [redacted]					
Highway drainage					
Charges	22 Oct 23 - 21 Jan 24	92 days		Z	[redacted]
Based on the annual charge of [redacted]					
Total waste water and drainage charges					[redacted]

This is a fee for the upkeep of external pipes and pumps that remove waste water from your premises.

This is the amount of water that we estimate goes down your drain based on a proportion of the water consumption recorded by your water meter. In general, waste water is charged between 90% and 100% of your recorded water use.

This is a fee for the cost of collecting rain water which goes in to the public sewerage system from your premises.

This is a fee for the upkeep of the public roads drainage system and road flooding prevention.

Subtotal	[redacted]
VAT	
Total charges this period	

Most of our services are zero-rated (Z) bu some are standard rate (S) or outside scope (O). See business-stream.co.uk/va for more information.

Customer reference / invoice number: [redacted] Invoice / tax point date: 22 April 2024 Pa

Your charges in detail

Meter number / meter size: 4T008010 / 15mm

Water charges			Units	Rate	VAT	Charge
Fixed water charge						
Yearly fee [redacted]	22 Jan 24 - 31 Mar 24		70 days	[redacted]	Z	[redacted]
Yearly fee [redacted]	1 Apr 24 - 21 Apr 24		21 days		Z	
Volumetric water charge						
Actual reading	6 Feb 24	307				
Estimated reading	22 Jan 24	306				
= volume used this period			1 m³			
Estimated reading	22 Apr 24	309				
Actual reading	6 Feb 24	307				
= volume used this period			2 m³			
Charges	22 Jan 24 - 5 Feb 24		1 m³	[redacted]	Z	[redacted]
Charges	6 Feb 24 - 31 Mar 24		1.447 m³		Z	
Charges	1 Apr 24 - 21 Apr 24		0.553 m³		Z	
Total water charges						

This is a fee for the upkeep of exte pipes and pumps that supply wate premises.

This is a charge for the amount of you've used, as recorded by your meter. The rate you are charged ca based on your location and your w consumption. Find out more at **business-stream.co.uk/yorkshire useful-info**

Waste water & drainage charges			Units	Rate	VAT	Charge
Fixed waste water charge						
Yearly fee [redacted]	22 Jan 24 - 31 Mar 24		70 days	[redacted]	Z	[redacted]
Yearly fee	1 Apr 24 - 21 Apr 24		21 days		Z	
Volumetric waste water charge						
Charges	22 Jan 24 - 5 Feb 24		0.95 m³	[redacted]	Z	[redacted]
Based on 95% of water usage figure						
Charges	6 Feb 24 - 31 Mar 24		1.375 m³	[redacted]	Z	[redacted]
Based on 95% of water usage figure						
Charges	1 Apr 24 - 21 Apr 24		0.525 m³	[redacted]	Z	[redacted]
Based on 95% of water usage figure						
Surface water drainage						
Charges	22 Jan 24 - 31 Mar 24		70 days		Z	[redacted]
Based on the annual charge of [redacted]						
Charges	1 Apr 24 - 21 Apr 24		21 days		Z	[redacted]
Based on the annual charge of [redacted]						
Highway drainage						
Charges	22 Jan 24 - 31 Mar 24		70 days		Z	[redacted]
Based on the annual charge of [redacted]						
Charges	1 Apr 24 - 21 Apr 24		21 days		Z	[redacted]
Based on the annual charge of [redacted]						
Total waste water and drainage charges						[redacted]

This is a fee for the upkeep of exte pipes and pumps that remove was from your premises.

This is the amount of water that w estimate goes down your drain ba proportion of the water consumpt recorded by your water meter. In g waste water is charged between 9 100% of your recorded water use.

This is a fee for the cost of collecti water which goes in to the public system from your premises.

This is a fee for the upkeep of the roads drainage system and road prevention.

Subtotal	[redacted]
Total charges this period	

Customer reference / invoice number: [redacted]

Invoice / tax point date: 25 Octobe

Your charges in detail

Meter number / meter size: 4T008010 / 15mm

Water charges			Units	Rate	VAT	Charge	
Fixed water charge							
Yearly fee [redacted]	22 Jul 24 - 24 Oct 24		95 days	[redacted]	Z	[redacted]	This is a pipes a premis
Volumetric water charge							This is you've meter. based consur
Actual reading	23 Aug 24	313					
Estimated reading	22 Jul 24	312					
= volume used this period			1 m³				
Estimated reading	25 Oct 24	315					
Actual reading	23 Aug 24	313					
= volume used this period			2 m³				
Charges	22 Jul 24 - 22 Aug 24		1 m³	[redacted]	Z	[redacted]	
Charges	23 Aug 24 - 24 Oct 24		2 m³		Z		
Total water charges							

Waste water & drainage charges		Units	Rate	VAT	Charge	
Fixed waste water charge						
Yearly fee [redacted]	22 Jul 24 - 24 Oct 24	95 days	[redacted]	Z	[redacted]	This is pipes from y
Volumetric waste water charge						This is estima propor record waste 100%
Charges	22 Jul 24 - 22 Aug 24	0.95 m³	[redacted]	Z	[redacted]	
Based on 95% of water usage figure						
Charges	23 Aug 24 - 24 Oct 24	1.9 m³	[redacted]	Z	[redacted]	
Based on 95% of water usage figure						
Surface water drainage						This is water system
Charges	22 Jul 24 - 24 Oct 24	95 days		Z	[redacted]	
Based on the annual charge of [redacted]						
Highway drainage						This is roads preve
Charges	22 Jul 24 - 24 Oct 24	95 days		Z	[redacted]	
Based on the annual charge of [redacted]						
Total waste water and drainage charges					[redacted]	

Subtotal	[redacted]
Total charges this period	

Customer reference / invoice number: [redacted] Invoice / tax point date: 25 Januar

Your charges in detail

Meter number / meter size: 4T008010 / 15mm

Water charges		Units	Rate	VAT	Charge
Fixed water charge					
Yearly fee [redacted]	25 Oct 24 - 24 Jan 25	92 days	[redacted]	Z	[redacted]
Volumetric water charge					
Estimated reading	25 Jan 25	318			
Estimated reading	25 Oct 24	315			
= volume used this period		3 m³			
Charges	25 Oct 24 - 24 Jan 25	3 m³	[redacted]	Z	[redacted]
Total water charges					

Waste water & drainage charges		Units	Rate	VAT	Charge
Fixed waste water charge					
Yearly fee [redacted]	25 Oct 24 - 24 Jan 25	92 days	[redacted]	Z	[redacted]
Volumetric waste water charge					
Charges	25 Oct 24 - 24 Jan 25	2.85 m³	[redacted]	Z	[redacted]
Based on 95% of water usage figure					
Surface water drainage					
Charges	25 Oct 24 - 24 Jan 25	92 days		Z	[redacted]
Based on the annual charge of [redacted]					
Highway drainage					
Charges	25 Oct 24 - 24 Jan 25	92 days		Z	[redacted]
Based on the annual charge of [redacted]					
Total waste water and drainage charges					[redacted]

Subtotal [redacted]

Total charges this period

Customer reference / invoice number: [redacted] Invoice / tax point date: 22 July 2024

Your charges in detail

Meter number / meter size: 4T008010 / 15mm

Water charges			Units	Rate	VAT	Charge
Fixed water charge						
Yearly fee [redacted]	22 Apr 24 - 21 Jul 24		91 days	[redacted]	Z	[redacted]
Volumetric water charge						
Estimated reading	22 Jul 24	312				
Estimated reading	22 Apr 24	309				
= volume used this period			3 m³			
Charges	22 Apr 24 - 21 Jul 24		3 m³	[redacted]	Z	[redacted]
Total water charges						[redacted]

Waste water & drainage charges			Units	Rate	VAT	Charge
Fixed waste water charge						
Yearly fee [redacted]	22 Apr 24 - 21 Jul 24		91 days	[redacted]	Z	[redacted]
Volumetric waste water charge						
Charges	22 Apr 24 - 21 Jul 24		2.85 m³	[redacted]	Z	[redacted]
Based on 95% of water usage figure						
Surface water drainage						
Charges	22 Apr 24 - 21 Jul 24		91 days		Z	[redacted]
Based on the annual charge of [redacted]						
Highway drainage						
Charges	22 Apr 24 - 21 Jul 24		91 days		Z	[redacted]
Based on the annual charge of [redacted]						
Total waste water and drainage charges						[redacted]

Subtotal [redacted]

Total charges this period

This is a fee f
pipes and pu
premises.

This is a char
you've used,
meter. The ra
based on you
consumption
business-str
useful-info

This is a fee
pipes and p
from your pr

This is the a
estimate go
proportion
recorded by
waste wate
100% of you

This is a fee
water which
system from

This is a fee
roads drain
prevention.

T/A BITS & PC'S

Customer reference / invoice number [redacted] Invoice / tax point date: 18 July 2024

Your charges in detail

Meter number / meter size: 08428626i / 15mm

Water charges		Units	Rate	VAT	Charge
Fixed water charge					
Yearly fee [redacted]	18 Apr 24 - 17 Jul 24	91 days	[redacted]	Z	[redacted]
Volumetric water charge					
Estimated reading	18 Jul 24	1355			
Estimated reading	18 Apr 24	1354			
= volume used this period		1 m^3			
Charges	18 Apr 24 - 17 Jul 24	1 m^3	[redacted]	Z	[redacted]
Total water charges					[redacted]

This is a fee for the upkeep of ex pipes and pumps that supply wa premises.

This is a charge for the amount you've used, as recorded by you meter. The rate you are charged based on your location and you consumption. Find out more at business-stream.co.uk/yorksh useful-info

Waste water & drainage charges		Units	Rate	VAT	Charge
Fixed waste water charge					
Yearly fee [redacted]	18 Apr 24 - 17 Jul 24	91 days	[redacted]	Z	[redacted]
Volumetric waste water charge					
Charges	18 Apr 24 - 17 Jul 24	0.95 m^3	[redacted]	Z	[redacted]
Based on 95% of water usage figure					
Surface water drainage					
Charges	18 Apr 24 - 17 Jul 24	91 days		Z	[redacted]
Based on the annual charge o [redacted]					
Highway drainage					
Charges	18 Apr 24 - 17 Jul 24	91 days		Z	[redacted]
Based on the annual charge o [redacted]					
Total waste water and drainage charges					[redacted]

This is a fee for the upkeep of pipes and pumps that remove from your premises.

This is the amount of water th estimate goes down your drai proportion of the water consu recorded by your water meter waste water is charged betwe 200% of your recorded water

This is a fee for the cost of col water which goes in to the pub system from your premises.

This is a fee for the upkeep of t roads drainage system and ma prevention.

Subtotal	[redacted]
Total charges this period	

Scottish Water Business Stream Limited trading as Business Stream. Registered in Scotland. Company no. SC394924. Registered office address and princ business: 1-3 Lochside Crescent, Edinburgh, EH12 9SE. Ofwat, the Water Services Regulation Authority, is the regulator of the water sector in England and information visit ofwat.gov.uk. Unless otherwise agreed, Scottish Water Business Stream Ltd provides services to you in accordance with our standard ter conditions, a copy of which is available at business-stream.co.uk/terms. Copies are also available on request. Through your continued receipt and accept services, you are deemed to have accepted our standard terms and conditions.

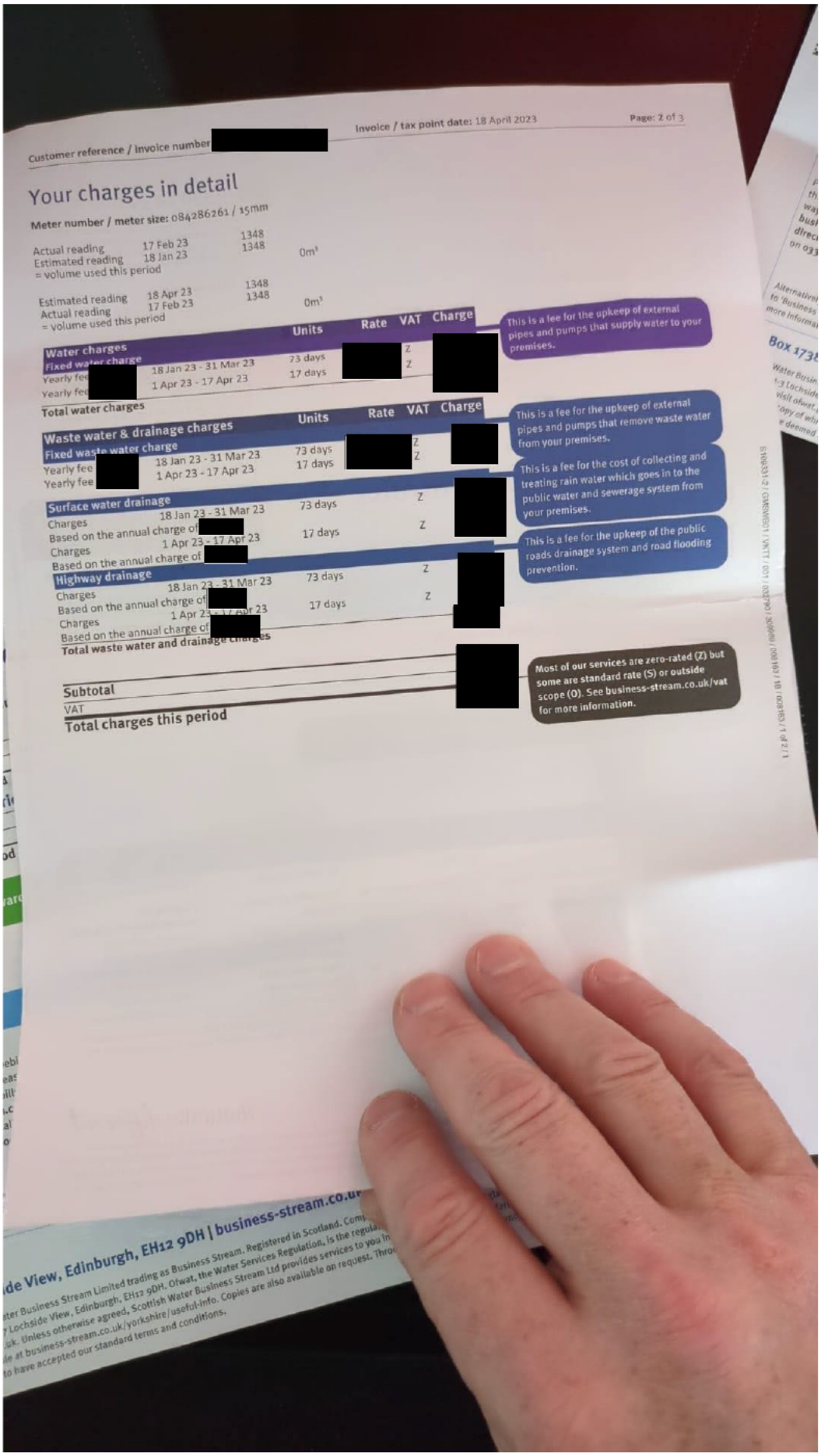

Customer reference / invoice number [redacted]

Invoice / tax point date: 18 April 2023

Your charges in detail

Meter number / meter size: 084286261 / 15mm

Actual reading	17 Feb 23	1348	
Estimated reading	18 Jan 23	1348	
= volume used this period			0m³
Estimated reading	18 Apr 23	1348	
Actual reading	17 Feb 23	1348	
= volume used this period			0m³

		Units	Rate	VAT	Charge
Water charges					
Fixed water charge					
Yearly fee [redacted]	18 Jan 23 - 31 Mar 23	73 days	[redacted]	Z	[redacted]
Yearly fee [redacted]	1 Apr 23 - 17 Apr 23	17 days		Z	
Total water charges					
Waste water & drainage charges					
Fixed waste water charge					
Yearly fee [redacted]	18 Jan 23 - 31 Mar 23	73 days	[redacted]	Z	[redacted]
Yearly fee [redacted]	1 Apr 23 - 17 Apr 23	17 days		Z	
Surface water drainage					
Charges Based on the annual charge of [redacted]	18 Jan 23 - 31 Mar 23	73 days		Z	[redacted]
Charges Based on the annual charge of [redacted]	1 Apr 23 - 17 Apr 23	17 days		Z	
Highway drainage					
Charges Based on the annual charge of [redacted]	18 Jan 23 - 31 Mar 23	73 days		Z	[redacted]
Charges Based on the annual charge of [redacted]	1 Apr 23 - 17 Apr 23	17 days		Z	
Total waste water and drainage charges					[redacted]
Subtotal					[redacted]
VAT					
Total charges this period					

This is a fee for the upkeep of external pipes and pumps that supply water to your premises.

This is a fee for the upkeep of external pipes and pumps that remove waste water from your premises.

This is a fee for the cost of collecting and treating rain water which goes in to the public water and sewerage system from your premises.

This is a fee for the upkeep of the public roads drainage system and road flooding prevention.

Most of our services are zero-rated (Z) but some are standard rate (S) or outside scope (O). See business-stream.co.uk/vat for more information.

ter Business Stream Limited trading as Business Stream. Registered in Scotland. Comp
7 Lochside View, Edinburgh, EH12 9DH. Ofwat, the Water Services Regulation, is the regula
uk. Unless otherwise agreed, Scottish Water Business Stream Ltd provides services to you in
de at business-stream.co.uk/yorkshire/useful-info. Copies are also available on request. Throu
to have accepted our standard terms and conditions.

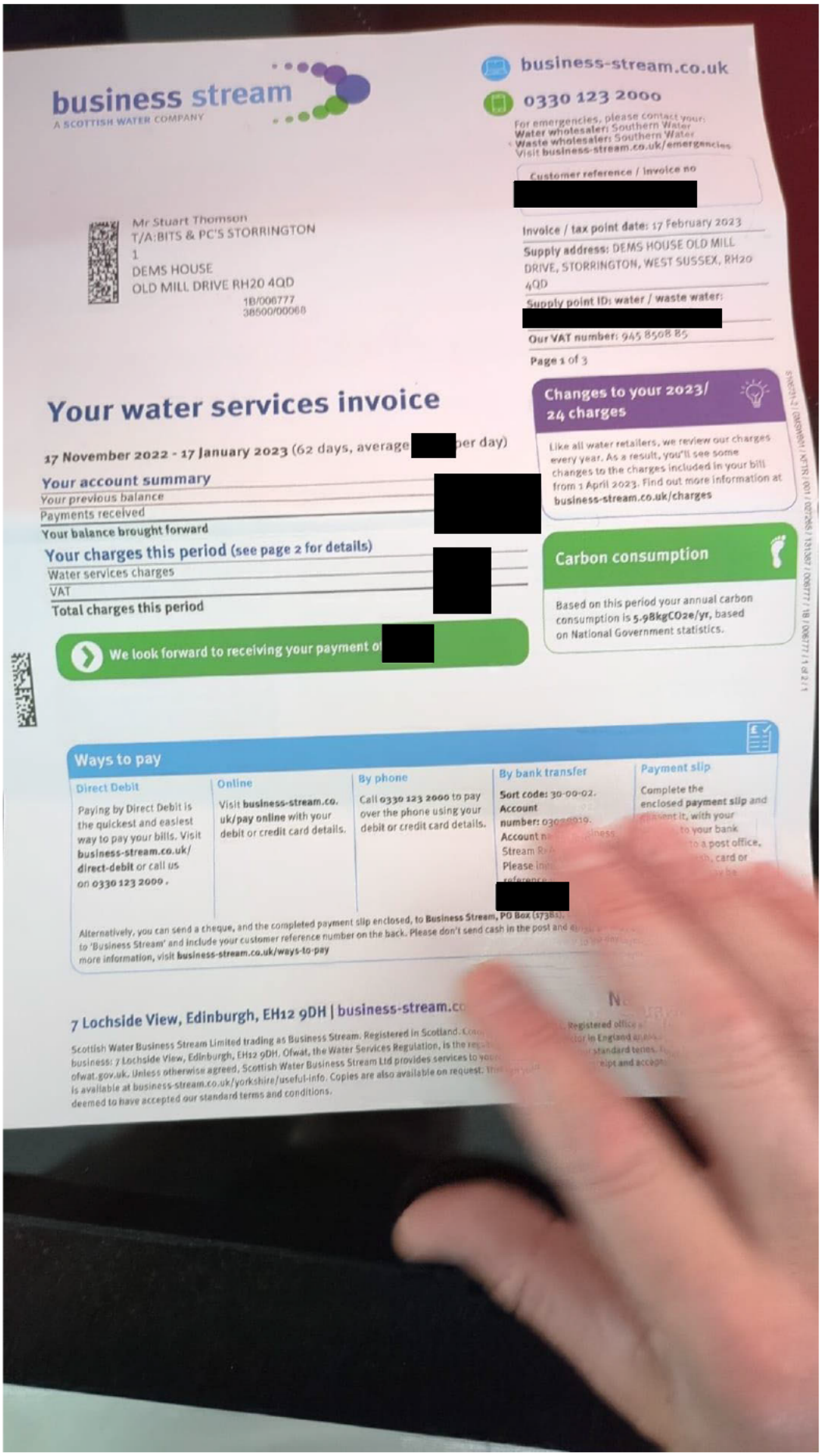

business stream
A SCOTTISH WATER COMPANY

business-stream.co.uk
0330 123 2000
For emergencies, please contact your:
Water wholesaler: Southern Water
Waste wholesaler: Southern Water
Visit business-stream.co.uk/emergencies

Customer reference / invoice no
[redacted]

Mr Stuart Thomson
T/A:BITS & PC'S STORRINGTON
1
DEMS HOUSE
OLD MILL DRIVE RH20 4QD
1B/006777
38500/00068

Invoice / tax point date: 17 February 2023
Supply address: DEMS HOUSE OLD MILL DRIVE, STORRINGTON, WEST SUSSEX, RH20 4QD
Supply point ID: water / waste water:
[redacted]
Our VAT number: 945 8508 85
Page 1 of 3

Your water services invoice

17 November 2022 - 17 January 2023 (62 days, average [redacted] per day)

Your account summary

Your previous balance	[redacted]
Payments received	
Your balance brought forward	

Your charges this period (see page 2 for details)

Water services charges	[redacted]
VAT	
Total charges this period	

We look forward to receiving your payment of [redacted]

Changes to your 2023/24 charges

Like all water retailers, we review our charges every year. As a result, you'll see some changes to the charges included in your bill from 1 April 2023. Find out more information at business-stream.co.uk/charges

Carbon consumption

Based on this period your annual carbon consumption is 5.98kgCO2e/yr, based on National Government statistics.

Ways to pay

Direct Debit
Paying by Direct Debit is the quickest and easiest way to pay your bills. Visit business-stream.co.uk/direct-debit or call us on 0330 123 2000.

Online
Visit business-stream.co.uk/pay online with your debit or credit card details.

By phone
Call 0330 123 2000 to pay over the phone using your debit or credit card details.

By bank transfer
Sort code: 30-00-02.
Account number: 03028019.
Account n[redacted]iness Stream R[redacted]
Please in[redacted]
reference [redacted]

Payment slip
Complete the enclosed payment slip and [redacted]ment it, with your [redacted] to your bank [redacted] to a post office, [redacted]h, card or [redacted]y be

Alternatively, you can send a cheque, and the completed payment slip enclosed, to Business Stream, PO Box (17383). [redacted] to 'Business Stream' and include your customer reference number on the back. Please don't send cash in the post and [redacted] more information, visit business-stream.co.uk/ways-to-pay

7 Lochside View, Edinburgh, EH12 9DH | business-stream.co[redacted]

Scottish Water Business Stream Limited trading as Business Stream. Registered in Scotland. [redacted] business: 7 Lochside View, Edinburgh, EH12 9DH. Ofwat, the Water Services Regulation, is the [redacted] ofwat.gov.uk. Unless otherwise agreed, Scottish Water Business Stream Ltd provides services to you[redacted] is available at business-stream.co.uk/yorkshire/useful-info. Copies are also available on request. [redacted] deemed to have accepted our standard terms and conditions.

N[redacted]
Registered office a[redacted]
[redacted]tor in England and [redacted]
[redacted] standard terms. [redacted]
[redacted]epts and accept[redacted]

Mr Stuart Thomson

business stream
A SCOTTISH WATER COMPANY

business-stream.

0330 123 2000

For emergencies, please contact y
Water wholesaler: Southern Wate
Waste wholesaler: Southern Wate
Visit **business-stream.co.uk/eme**

[redacted]

Mr Stuart Thomson
T/A:BITS & PC'S STORRINGTON
1
DEMS HOUSE
OLD MILL DRIVE RH20 4QD

1B/007492
38500/00075

Invoice / tax point date: 18 July

Supply address: DEMS HOUSE
DRIVE, STORRINGTON, WEST SU
4QD

Supply point ID: water / waste w
[redacted]

Our VAT number: 945 8508 85

Your water services invoice

18 April - 17 July 2024 (91 days, average [redacted] per day)

Your account summary

Your previous balance	[redacted]
Payments received	
Your balance brought forward	

Your charges this period (see page 2 for details)

Water services charges	[redacted]
VAT	
Total charges this period	

We look forward to receiving your payment [redacted]

12/8/24

Water efficiency toolkit

We're committed to supporting our
to reduce their water usage by up t
Download our free water efficiency
tools at **business-stream.co.uk/**
water-efficiency

Your water consumption and carbon emissions

The year to date (YTD) water consum
your site is 1.24m³.Based on the bill
and using UK Government statistics,
annual carbon emissions are 4.07kg

Ways to pay

Direct Debit
Paying by Direct Debit is the quickest and easiest way to pay your bills. Visit **business-stream.co.uk/direct-debit** or call us on **0330 123 2000**.

Online
Visit **business-stream.co.uk/pay online** with your debit or credit card details.

By phone
Call **0330 123 2000** to pay over the phone using your debit or credit card details.

By bank transfer
Sort code: 30-00-02.
Account number: 03029919.
Account name: Business Stream Revenue Account.
Please include this reference number: [redacted]

Payment slip
Complete the enclosed **payment s**
present it, with your
invoice, to your ban
branch or to a post
to pay by cash, car
cheque. You may b
charged for this se

Alternatively, you can send a cheque, and the completed payment slip enclosed, to **Business Stream, PO Box (17381), Edinburgh EH12 1GT.** Cheques should b
to 'Business Stream' and include your customer reference number on the back. Please don't send cash in the post and allow 10 days for payment to be proces
more information, visit **business-stream.co.uk/ways-to-pay**

Scottish Water Business Stream Limited trading as Business Stream. Registered in Scotland. Company no. SC294924. Registered office address and principa
business: 1-3 Lochside Crescent, Edinburgh, EH12 9SE. Ofwat, the Water Services Regulation Authority, is the regulator of the water sector in England and Wa
information visit ofwat.gov.uk. Unless otherwise agreed, Scottish Water Business Stream Ltd provides services to you in accordance with our standard terms
conditions, a copy of which is available at business-stream.co.uk/terms. Copies are also available on request. Through your continued receipt and acceptan
services, you are deemed to have accepted our standard terms and conditions.

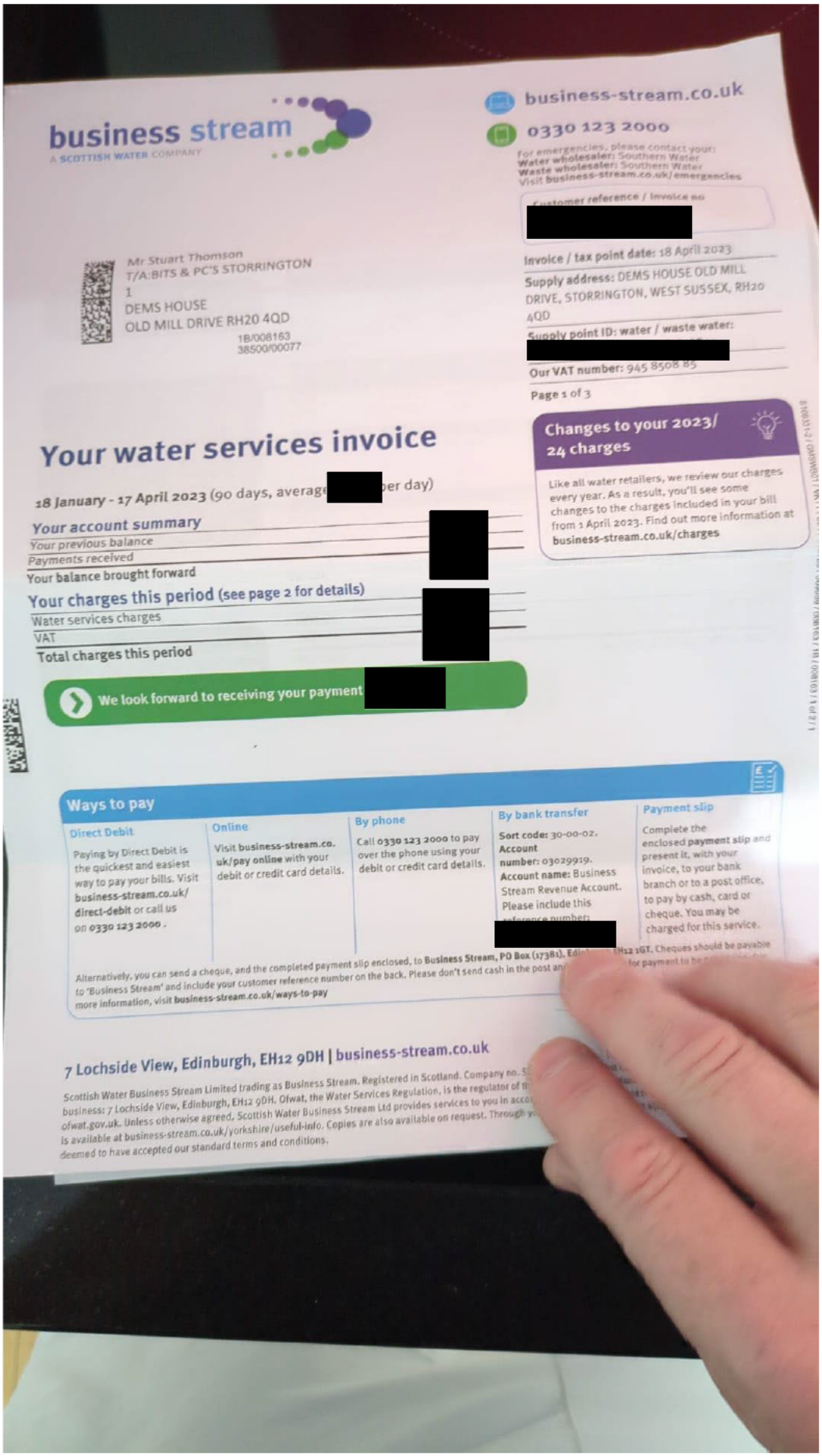

business stream
A SCOTTISH WATER COMPANY

business-stream.co.uk
0330 123 2000
For emergencies, please contact your:
Water wholesaler: Southern Water
Waste wholesaler: Southern Water
Visit business-stream.co.uk/emergencies

Customer reference / invoice no [redacted]

Mr Stuart Thomson
T/A:BITS & PC'S STORRINGTON
1
DEMS HOUSE
OLD MILL DRIVE RH20 4QD
1B/008163
38500/00077

Invoice / tax point date: 18 April 2023
Supply address: DEMS HOUSE OLD MILL DRIVE, STORRINGTON, WEST SUSSEX, RH20 4QD
Supply point ID: water / waste water: [redacted]
Our VAT number: 945 8508 85
Page 1 of 3

Your water services invoice

18 January - 17 April 2023 (90 days, averag[redacted]per day)

Your account summary

Your previous balance	[redacted]
Payments received	
Your balance brought forward	

Your charges this period (see page 2 for details)

Water services charges	[redacted]
VAT	
Total charges this period	

We look forward to receiving your payment [redacted]

Changes to your 2023/24 charges

Like all water retailers, we review our charges every year. As a result, you'll see some changes to the charges included in your bill from 1 April 2023. Find out more information at business-stream.co.uk/charges

Ways to pay

Direct Debit
Paying by Direct Debit is the quickest and easiest way to pay your bills. Visit business-stream.co.uk/direct-debit or call us on 0330 123 2000.

Online
Visit business-stream.co.uk/pay online with your debit or credit card details.

By phone
Call 0330 123 2000 to pay over the phone using your debit or credit card details.

By bank transfer
Sort code: 30-00-02.
Account number: 03029919.
Account name: Business Stream Revenue Account.
Please include this reference number: [redacted]

Payment slip
Complete the enclosed payment slip and present it, with your invoice, to your bank branch or to a post office, to pay by cash, card or cheque. You may be charged for this service.

Alternatively, you can send a cheque, and the completed payment slip enclosed, to Business Stream, PO Box (17381), Ed[redacted]EH12 1GT. Cheques should be payable to 'Business Stream' and include your customer reference number on the back. Please don't send cash in the post an[redacted]for payment to be
more information, visit business-stream.co.uk/ways-to-pay

7 Lochside View, Edinburgh, EH12 9DH | business-stream.co.uk

Scottish Water Business Stream Limited trading as Business Stream. Registered in Scotland. Company no. S[redacted]
business: 7 Lochside View, Edinburgh, EH12 9DH. Ofwat, the Water Services Regulation, is the regulator of th[redacted]
ofwat.gov.uk. Unless otherwise agreed, Scottish Water Business Stream Ltd provides services to you in acco[redacted]
is available at business-stream.co.uk/yorkshire/useful-info. Copies are also available on request. Through y[redacted]
deemed to have accepted our standard terms and conditions.

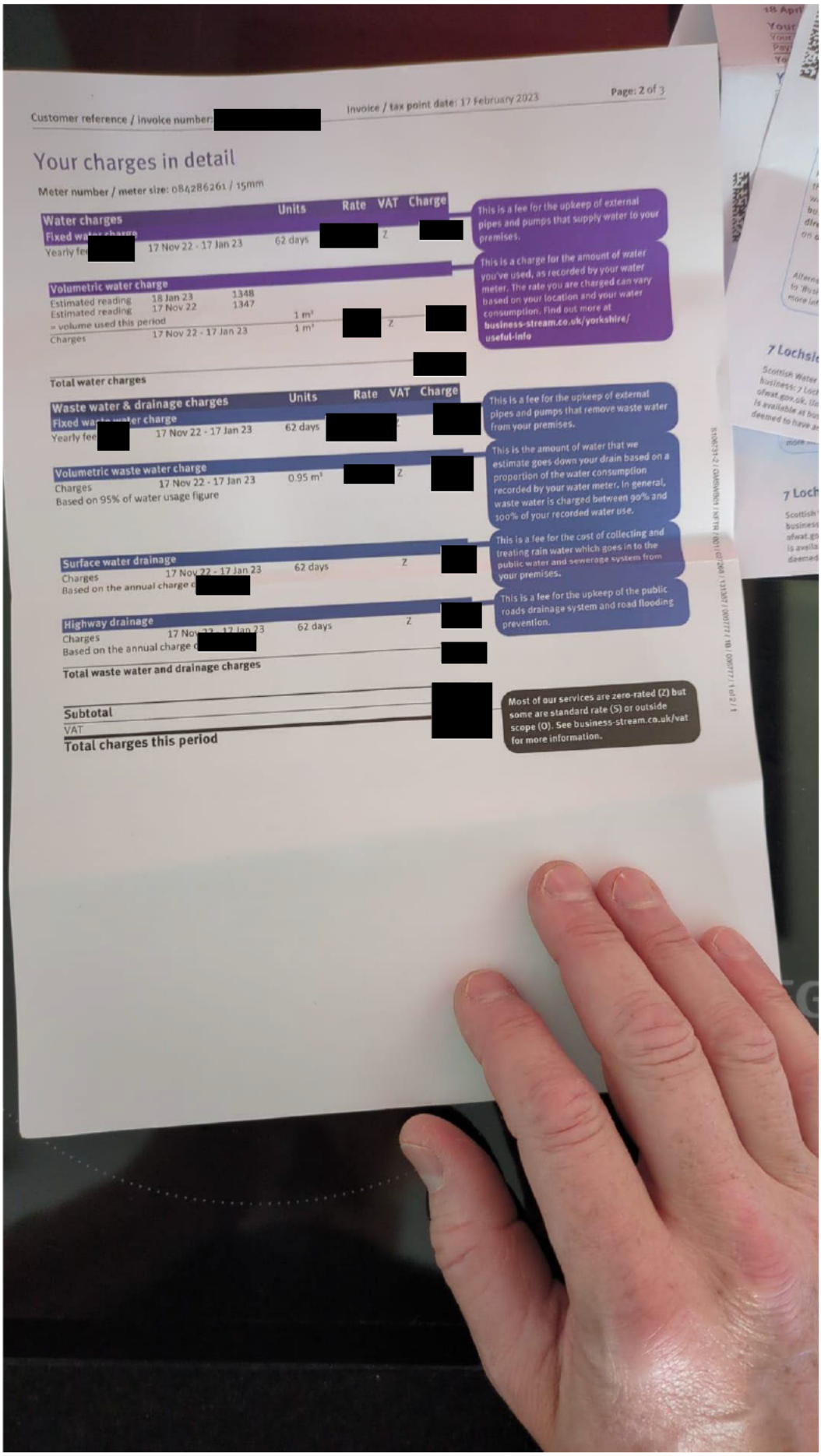

Customer reference / invoice number: [redacted]

Invoice / tax point date: 17 February 2023

Your charges in detail

Meter number / meter size: 084286261 / 15mm

Water charges		Units	Rate	VAT	Charge
Fixed water charge					
Yearly fee [redacted]	17 Nov 22 - 17 Jan 23	62 days	[redacted]	Z	[redacted]

This is a fee for the upkeep of external pipes and pumps that supply water to your premises.

Volumetric water charge					
Estimated reading	18 Jan 23	1348			
Estimated reading	17 Nov 22	1347			
= volume used this period		1 m³			
Charges	17 Nov 22 - 17 Jan 23	1 m³	[redacted]	Z	[redacted]

This is a charge for the amount of water you've used, as recorded by your water meter. The rate you are charged can vary based on your location and your water consumption. Find out more at **business-stream.co.uk/yorkshire/useful-info**

Total water charges	[redacted]

Waste water & drainage charges		Units	Rate	VAT	Charge
Fixed waste water charge					
Yearly fee [redacted]	17 Nov 22 - 17 Jan 23	62 days	[redacted]	Z	[redacted]

This is a fee for the upkeep of external pipes and pumps that remove waste water from your premises.

Volumetric waste water charge					
Charges	17 Nov 22 - 17 Jan 23	0.95 m³	[redacted]	Z	[redacted]
Based on 95% of water usage figure					

This is the amount of water that we estimate goes down your drain based on a proportion of the water consumption recorded by your water meter. In general, waste water is charged between 90% and 100% of your recorded water use.

Surface water drainage					
Charges	17 Nov 22 - 17 Jan 23	62 days		Z	[redacted]
Based on the annual charge [redacted]					

This is a fee for the cost of collecting and treating rain water which goes in to the public water and sewerage system from your premises.

Highway drainage					
Charges	17 Nov 22 - 17 Jan 23	62 days		Z	[redacted]
Based on the annual charge [redacted]					

This is a fee for the upkeep of the public roads drainage system and road flooding prevention.

Total waste water and drainage charges	[redacted]

Subtotal	[redacted]
VAT	
Total charges this period	

Most of our services are zero-rated (Z) but some are standard rate (S) or outside scope (O). See business-stream.co.uk/vat for more information.

Your balance brought forward [redacted]

Your charges this period (see page 2 for details)

Water services charges

business stream
A SCOTTISH WATER COMPANY

business-stream.co.

0330 123 2000

For emergencies, please contact your:
Water wholesaler: Southern Water
Waste wholesaler: Southern Water
Visit **business-stream.co.uk/emergenc**

Customer reference / invoice no
[redacted]

Mr Stuart Thomson
T/A:BITS & PC'S STORRINGTON
1
DEMS HOUSE
OLD MILL DRIVE RH20 4QD
1B/007946
38500/00080

Invoice / tax point date: 18 April 2024

Supply address: DEMS HOUSE OLD M
DRIVE, STORRINGTON, WEST SUSSEX,
4QD

Supply point ID: water / waste water:
[redacted]

Our VAT number: 945 8508 85

Page 1 of 3

Your water services invoice

18 January - 17 April 2024 (91 days, average [redacted] er day)

Your account summary

Your previous balance	[redacted]
Payments received	
Your balance brought forward	

Your charges this period (see page 2 for details)

Water services charges	[redacted]
VAT	
Total charges this period	

We look forward to receiving your payment of [redacted]

3/5/24

Changes to your 2024/25 charges

Like all water retailers, we review our
every year. As a result, you'll see som
changes to the charges included in y
for the billing period starting 1 April
out more information at **business-st**
uk/charges

Carbon consumption

Based on this period your annual carb
consumption is **4.07kgCO2e/yr**, base
on National Government statistics.

Ways to pay

Direct Debit
Paying by Direct Debit is the quickest and easiest way to pay your bills. Visit **business-stream.co.uk/direct-debit** or call us on **0330 123 2000**.

Online
Visit **business-stream.co.uk/pay online** with your debit or credit card details.

By phone
Call **0330 123 2000** to pay over the phone using your debit or credit card details.

By bank transfer
Sort code: 30-00-02.
Account number: 03029919.
Account name: Business Stream Revenue Account.
Please include this reference number:
[redacted]

Payment slip
Complete the enclosed **payment slip**, present it, with your invoice, to your bank branch or to a post off
to pay by cash, car
cheque. You may be
charged for this servic

Alternatively, you can send a cheque, and the completed payment slip enclosed, to **Business Stream, PO Box (17381), Edinburgh EH12 1GT**. Cheques should be pay
to 'Business Stream' and include your customer reference number on the back. Please don't send cash in the post and allow 10 days for payment to be processed.
more information, visit **business-stream.co.uk/ways-to-pay**

PO Box 17381, Edinburgh, EH12 1GT | business-stream.co.uk

Naturally differ

Scottish Water Business Stream Limited trading as Business Stream. Registered in Scotland. Company no. SC294924. Registered office address and
business: 1-3 Lochside Crescent, Edinburgh, EH12 9SE. Ofwat, the Water Services Regulation Authority, is the regulator of the water sector in England and
information visit ofwat.gov.uk. Unless otherwise agreed, Scottish Water Business Stream Ltd provides services to you in accordance with our standard
conditions, a copy of which is available at business-stream.co.uk/terms. Copies are also available on request. Through your continued receipt and acceptance
services, you are deemed to have accepted our standard terms and conditions.

Your charges in detail

Meter number / meter size: 084286261 / 15mm

Water charges			Units	Rate	VAT	Charge
Fixed water charge						
Yearly fee [redacted]	18 Jan 24 - 31 Mar 24		74 days	0.234699	Z	[redacted]
Yearly fee	1 Apr 24 - 17 Apr 24		17 days	0.227945	Z	
Volumetric water charge						
Actual reading	9 Feb 24	1353				
Estimated reading	18 Jan 24	1353				
= volume used this period			0 m³			
Estimated reading	18 Apr 24	1354				
Actual reading	9 Feb 24	1353				
= volume used this period			1 m³			
Charges	18 Jan 24 - 8 Feb 24		0 m³	[redacted]	Z	[redacted]
Charges	18 Jan 24 - 8 Feb 24		0 m³		Z	
Charges	9 Feb 24 - 31 Mar 24		0.754 m³		Z	
Charges	9 Feb 24 - 31 Mar 24		0 m³		Z	
Charges	1 Apr 24 - 17 Apr 24		0.246 m³		Z	
Total water charges						

This is a fee for the upkeep of external pipes and pumps that supply water to your premises.

This is a charge for the amount of water you've used, as recorded by your water meter. The rate you are charged can vary based on your location and your water consumption. Find out more at **business-stream.co.uk/yorkshire/useful-info**

Waste water & drainage charges		Units	Rate	VAT	Charge
Fixed waste water charge					
Yearly fee [redacted]	18 Jan 24 - 31 Mar 24	74 days	[redacted]	Z	[redacted]
Yearly fee	1 Apr 24 - 17 Apr 24	17 days		Z	
Volumetric waste water charge					
Charges	18 Jan 24 - 8 Feb 24	0 m³	[redacted]	Z	[redacted]
Based on 9500 of water usage figure					
Charges	18 Jan 24 - 8 Feb 24	0 m³		Z	
Based on 9500 of water usage figure					
Charges	9 Feb 24 - 31 Mar 24	0.716 m³		Z	
Based on 95% of water usage figure					
Charges	9 Feb 24 - 31 Mar 24	0 m³		Z	
Based on 9500 of water usage figure					
Charges	1 Apr 24 - 17 Apr 24	0.234 m³		Z	
Based on 95% of water usage figure					
Surface water drainage					
Charges	18 Jan 24 - 31 Mar 24	74 days		Z	[redacted]
Based on the annual charge of [redacted]					
Charges	1 Apr 24 - 17 Apr 24	17 days		Z	[redacted]
Based on the annual charge of [redacted]					
Highway drainage					
Charges	18 Jan 24 - 31 Mar 24	74 days		Z	[redacted]
Based on the annual charge of £12.09					
Charges	1 Apr 24 - 17 Apr 24	17 days		Z	[redacted]
Based on the annual charge of £13.59					
Total waste water and drainage charges					[redacted]

This is a fee for the upkeep of external pipes and pumps that remove waste water from your premises.

This is the amount of water that we estimate goes down your drain based on a proportion of the water consumption recorded by your water meter. In general, waste water is charged between 90% and 100% of your recorded water use.

This is a fee for the cost of collecting rain water which goes in to the public sewerage system from your premises.

This is a fee for the upkeep of the public roads drainage system and road flooding prevention.

Subtotal	[redacted]
Total charges this period	

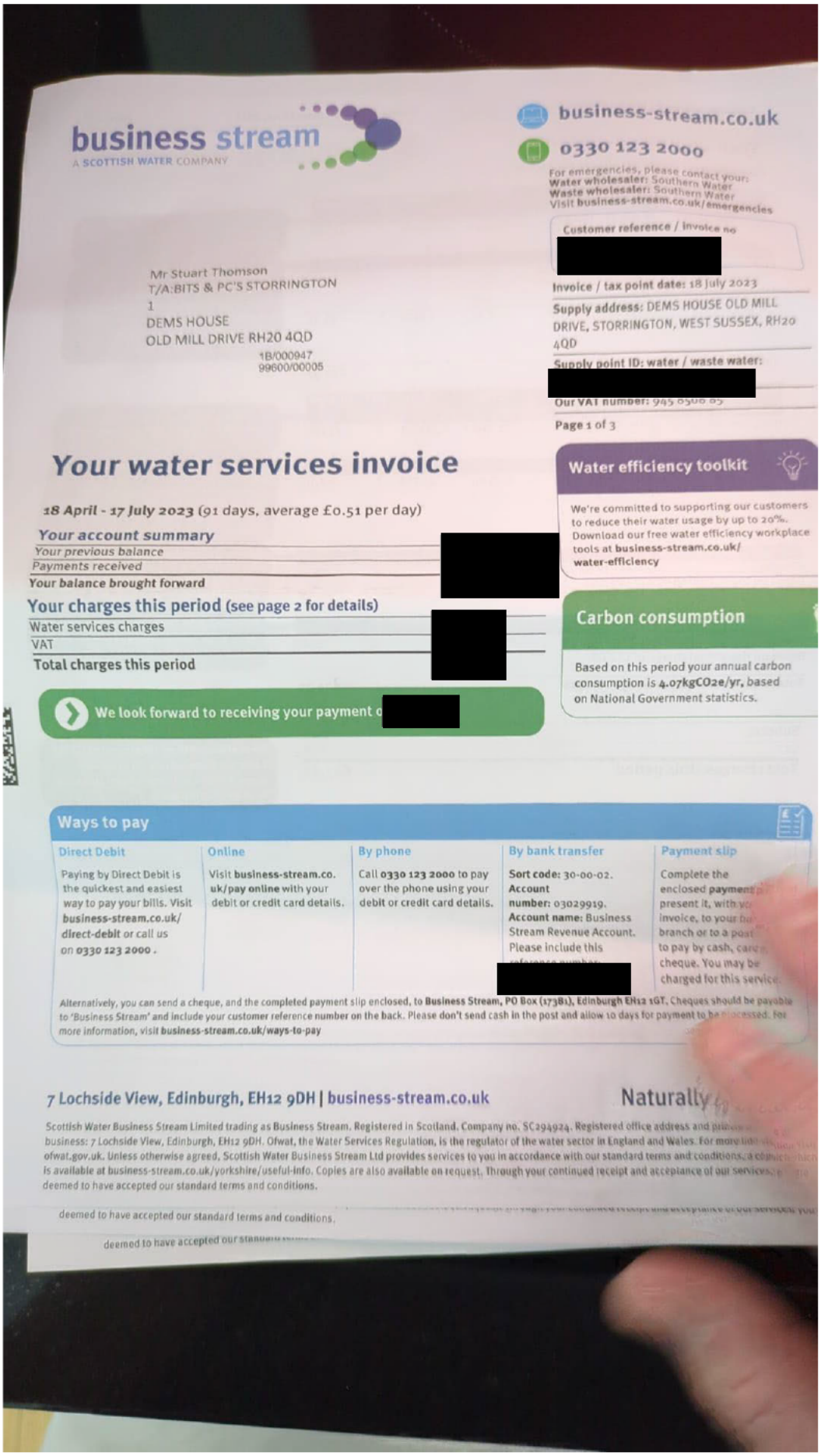

business stream
A SCOTTISH WATER COMPANY

business-stream.co.uk
0330 123 2000
For emergencies, please contact your:
Water wholesaler: Southern Water
Waste wholesaler: Southern Water
Visit business-stream.co.uk/emergencies

Customer reference / invoice no [redacted]

Mr Stuart Thomson
T/A:BITS & PC'S STORRINGTON
1
DEMS HOUSE
OLD MILL DRIVE RH20 4QD
1B/000947
99600/00005

Invoice / tax point date: 18 July 2023
Supply address: DEMS HOUSE OLD MILL DRIVE, STORRINGTON, WEST SUSSEX, RH20 4QD
Supply point ID: water / waste water: [redacted]
Our VAT number: 945 8508 85
Page 1 of 3

Your water services invoice

18 April - 17 July 2023 (91 days, average £0.51 per day)

Your account summary

Your previous balance	[redacted]
Payments received	
Your balance brought forward	

Your charges this period (see page 2 for details)

Water services charges	[redacted]
VAT	
Total charges this period	

We look forward to receiving your payment o[redacted]

Water efficiency toolkit

We're committed to supporting our customers to reduce their water usage by up to 20%. Download our free water efficiency workplace tools at **business-stream.co.uk/water-efficiency**

Carbon consumption

Based on this period your annual carbon consumption is **4.07kgCO2e/yr**, based on National Government statistics.

Ways to pay

Direct Debit
Paying by Direct Debit is the quickest and easiest way to pay your bills. Visit **business-stream.co.uk/direct-debit** or call us on **0330 123 2000**.

Online
Visit **business-stream.co.uk/pay online** with your debit or credit card details.

By phone
Call **0330 123 2000** to pay over the phone using your debit or credit card details.

By bank transfer
Sort code: 30-00-02.
Account number: 03029919.
Account name: Business Stream Revenue Account.
Please include this [redacted]

Payment slip
Complete the enclosed payment p[redacted] present it, with yo[redacted] invoice, to your ba[redacted] branch or to a post[redacted] to pay by cash, card [redacted] cheque. You may be charged for this service.

Alternatively, you can send a cheque, and the completed payment slip enclosed, to **Business Stream, PO Box (17381), Edinburgh EH12 1GT**. *Cheques should be payable to 'Business Stream' and include your customer reference number on the back. Please don't send cash in the post and allow 10 days for payment to be processed. For more information, visit* **business-stream.co.uk/ways-to-pay**

Scottish Water Business Stream Limited trading as Business Stream. Registered in Scotland. Company no. SC294924. Registered office address and principal business: 7 Lochside View, Edinburgh, EH12 9DH. Ofwat, the Water Services Regulation, is the regulator of the water sector in England and Wales. For more information visit ofwat.gov.uk. Unless otherwise agreed, Scottish Water Business Stream Ltd provides services to you in accordance with our standard terms and conditions, a copy of which is available at business-stream.co.uk/yorkshire/useful-info. Copies are also available on request. Through your continued receipt and acceptance of our services, you are deemed to have accepted our standard terms and conditions.

deemed to have accepted our standard terms and conditions.

deemed to have accepted our standard terms

Your charges in detail

Meter number / meter size: 084286261 / 15mm

Water charges			Units	Rate	VAT	Charge
Fixed wa[redacted]e						
Yearly fee[redacted]	18 Apr 23 - 17 Jul 23		91 days	[redacted]	Z	[redacted]
Volumetric water charge						
Estimated reading	18 Jul 23	1349				
Estimated reading	18 Apr 23	1348				
= volume used this period			1 m³			
Charges	18 Apr 23 - 17 Jul 23		1 m³	[redacted]	Z	[redacted]
Total water charges						[redacted]

This is a fee for the upkeep of external pipes and pumps that supply water to your premises.

This is a charge for the amount of water you've used, as recorded by your water meter. The rate you are charged can vary based on your location and your water consumption. Find out more at **business-stream.co.uk/yorkshire/useful-info**

Waste water & drainage charges		Units	Rate	VAT	Charge
Fixed waste water charge					
Yearly fe[redacted]	18 Apr 23 - 17 Jul 23	91 days	[redacted]	Z	[redacted]
Volumetric waste water charge					
Charges	18 Apr 23 - 17 Jul 23	0.95 m³	[redacted]	Z	[redacted]
Based on 95% of water usage figure					
Surface water drainage					
Charges	18 Apr 23 - 17 Jul 23	91 days		Z	[redacted]
Based on the annual charge of [redacted]					
Highway drainage					
Charges	18 Apr 23 - 17 Jul 23	91 days		Z	[redacted]
Based on the annual charge of [redacted]					
Total waste water and drainage charges					[redacted]

This is a fee for the upkeep of external pipes and pumps that remove waste water from your premises.

This is the amount of water that we estimate goes down your drain based on a proportion of the water consumption recorded by your water meter. In general, waste water is charged between 90% and 100% of your recorded water use.

This is a fee for the cost of collecting and treating rain water which goes in to the public water and sewerage system from your premises.

This is a fee for the upkeep of the public roads drainage system and road flooding prevention.

Subtotal	[redacted]
VAT	
Total charges this period	

Most of our services are zero-rated (Z) but some are standard rate (S) or outside scope (O). See business-stream.co.uk/vat for more information.

813575 2 / GMSNT601 / PHPJ / 001 / 003650 / 14659 / 00047 / 18 / 000047 / 1 of 2 / 1

Annex C - BREEAM Worksheets Units 1, 2, 3 and 4

BREEAM 2018 Wat 01 Water consumption: Water efficiency calculator for new non domestic retail buildings

BREEAM UK delivered by bre

Building type	Description of building type	Default annual days/operation	Default daily hours of operation
Retail - Shop / retail unit(s) / retail warehouse	Shops: shop/retail unit(s)/retail warehouse(s).	362	8.5
	Does the retail development contain sanitary facilities for use by visiting customers?		No
		Default daily occupancy visiting customers	Not applicable
		Default daily occupancy staff	4

Main building activity areas	Description of activity area	Activity area present in building?	Net Floor Area (m^2)
Retail - sales areas for display of bulky items	A retail sales/display area trading predominantly in bulky items, e.g. furniture, floor coverings, cycles, prams, large domestic appliances or other bulky goods, or trading on a wholesale self-selection basis.	Please select	
Retail - sales areas for display of non bulky items and/or customer service area.	A general sales/display areas in department stores, supermarkets, shops and/or customer service waiting and/or collection areas e.g. in banks, post office, bookmakers etc.	Yes	65.13
Retail - concourse/shopping mall	The central (shared) area within a shopping centre used for access by shoppers (typically a covered area containing one or more of benches, cafes, escalators etc.)	Please select	
Retail - Staff office area and staffroom	Staff office space and staffroom, often located in 'back of house' areas.	Please select	
Retail - Staff canteen dining area	Seated areas in a staff canteen that accompany a food preparation areas where food and drink is consumed by staff on the premises.	Please select	
Retail - Goods-in and storage area	Internal areas for receiving and storing goods.	Please select	
Retail - Workshop	A workshop / vehicle servicing area within a car showroom or general workshop in other type of retail development.	Please select	

Water consumption - building microcomponent

WC component - all activity areas	units	Specification	Usage/person/day	Usage factor	Consumption (L/person/day)
WC - male (no urinals installed)	Effective flush volume (Litres)	6.00	4.00	1.00	12.00
WC - female	Effective flush volume (Litres)	6.00	4.00	1.00	12.00

Urinal component - all activity areas	units	Specification	No. of cisterns	Flushing frequency (flushes/hour)	Consumption (L/person/day)

	units	Specification	Usage/person/day	Usage factor	Consumption (L/person/day)

	units		Usage/person/day	Usage factor	Consumption (L/person/day)

	units	Specification	Usage/person/day	Usage factor	Consumption (L/person/day)
Taps components (personal hygiene) - all activity areas					
Wash hand basin taps	Flow rate (litres/min)	10.00	4.00	0.25	6.77
Shower use	Flow rate (litres/min)		0.030	5.60	0.00
Fixed use - vessel filling	Litres/person/day	-	-	-	1.58
Tap components (cleaning) - staff kitchenette					
Kitchen taps - kitchenette	Flow rate (litres/min)	4.50	1.00	0.67	2.04
Dishwasher	Litres/cycle		0.0400	1.00	0.00
Tap components (cleaning and food preparation) - staff canteen food preparation area					
Kitchen taps - pre-rinse nozzle	Flow rate (litres/min)		-	60.00	0.00
Dishwasher	Litres/rack		-	0.248	0.00
Waste disposal unit	Flow rate (litres/min)		-	30.00	0.00
Fixed use - food preparation	Litres/person/day	-	-	-	0.00
Fixed use - kitchen cleaning	Litres/person/day	-	-	-	0.00

	Microcomponent Consumption (L/person/day)
Total	34.39

BREEAM 2018 Wat 01 Water consumption: Water efficiency calculator for new non domestic retail buildings

BREEAM UK delivered by bre

Building type	Description of building type	Default annual days/operation	Default daily hours of operation
Retail - Shop / retail unit(s) / retail warehouse	Shops: shop/retail unit(s)/retail warehouse(s).	362	8.5
	Does the retail development contain sanitary facilities for use by visiting customers?		No
		Default daily occupancy visiting customers	Not applicable
		Default daily occupancy staff	4

Main building activity areas	Description of activity area	Activity area present in building?	Net Floor Area (m^2)
Retail - sales areas for display of bulky items	A retail sales/display area trading predominantly in bulky items, e.g. furniture, floor coverings, cycles, prams, large domestic appliances or other bulky goods, or trading on a wholesale self-selection basis.	Please select	
Retail - sales areas for display of non bulky items and/or customer service area.	A general sales/display areas in department stores, supermarkets, shops and/or customer service waiting and/or collection areas e.g. in banks, post office, bookmakers etc.	Yes	69.58
Retail - concourse/shopping mall	The central (shared) area within a shopping centre used for access by shoppers (typically a covered area containing one or more of benches, cafes, escalators etc.)	Please select	
Retail - Staff office area and staffroom	Staff office space and staffroom, often located in 'back of house' areas.	Please select	
Retail - Staff canteen dining area	Seated areas in a staff canteen that accompany a food preparation areas where food and drink is consumed by staff on the premises.	Please select	
Retail - Goods-in and storage area	Internal areas for receiving and storing goods.	Please select	
Retail - Workshop	A workshop / vehicle servicing area within a car showroom or general workshop in other type of retail development.	Please select	

Water consumption - building microcomponent

WC component - all activity areas	units	Specification	Usage/person/day	Usage factor	Consumption (L/person/day)
WC - male (no urinals installed)	Effective flush volume (Litres)	6.00	4.00	1.00	12.00
WC - female	Effective flush volume (Litres)	6.00	4.00	1.00	12.00

Urinal component - all activity areas	units	Specification	No. of cisterns	Flushing frequency (flushes/hour)	Consumption (L/person/day)

	units	Specification	Usage/person/day	Usage factor	Consumption (L/person/day)

	units		Usage/person/day	Usage factor	Consumption (L/person/day)

	units	Specification	Usage/person/day	Usage factor	Consumption (L/person/day)
Taps components (personal hygiene) - all activity areas					
Wash hand basin taps	Flow rate (litres/min)	10.00	4.00	0.25	6.77
Shower use	Flow rate (litres/min)		0.030	5.60	0.00
Fixed use - vessel filling	Litres/person/day	-	-	-	1.58
Tap components (cleaning) - staff kitchenette					
Kitchen taps - kitchenette	Flow rate (litres/min)	20.00	1.00	0.67	9.07
Dishwasher	Litres/cycle		0.0400	1.00	0.00
Tap components (cleaning and food preparation) - staff canteen food preparation area					
Kitchen taps - pre-rinse nozzle	Flow rate (litres/min)		-	60.00	0.00
Dishwasher	Litres/rack		-	0.248	0.00
Waste disposal unit	Flow rate (litres/min)		-	30.00	0.00
Fixed use - food preparation	Litres/person/day	-	-	-	0.00
Fixed use - kitchen cleaning	Litres/person/day	-	-	-	0.00

	Microcomponent Consumption (L/person/day)
Total	41.42

BREEAM 2018 Wat 01 Water consumption: Water efficiency calculator for new non domestic office buildings

BREEAM UK delivered by bre

Building type	Description of building type	Default occupancy	Default annual days/operation	Default daily hours of operation
Office	Offices and workshop business (including those with a basic (category 1) laboratory area)	6.78543	253	10

Main building activity areas	Description of activity area	Activity area present in building?	Net Floor Area (m^2)
Office - Office areas	Cellular or open plan office space, including staff kitchen where present/adjacent and reception areas. Exlcude meeting rooms, visitor waiting or circulation areas.	Yes	61.13
Office - Small workshop / laboratory space	Small scale workshop or category 1 laboratory area	Please select	
Office - Staff canteen dining area	Seated dining areas that accompany a permanently staffed kitchen preparing food for consumption on the premises (excludes small un-staffed kitchen's used by office staff to re-heat food, make tea etc.)	Please select	
Office - Fitness suite/gym (with changing facility and showers)	A fitness suite or gym that is part of the office building/development and used by the building's employees only. The gym will have its own changing facility with showers.	Please select	

Water consumption - building microcomponent

WC component - all activity areas	units	Specification	Usage/person/day	Usage factor	Consumption (L/person/day)
WC - male (no urinals installed)	Effective flush volume (Litres)	6.00	4.00	1.00	12.00
WC - female	Effective flush volume (Litres)	6.00	4.00	1.00	12.00

Urinal component - all activity areas	units	Specification	No. of cisterns	Flushing frequency (flushes/hour)	Consumption (L/person/day)

	units	Specification	Usage/person/day	Usage factor	Consumption (L/person/day)

	units	Specification	Usage/person/day	Usage factor	Consumption (L/person/day)

	units	Specification	Usage/person/day	Usage factor	Consumption (L/person/day)
Taps components (personal hygiene) - all activity areas					
Wash hand basin taps	Flow rate (litres/min)	10.00	4.00	0.25	6.77
Shower use	Flow rate (litres/min)		0.154	3.60	0.00
Fixed use - vessel filling	Litres/person/day	-	-	-	1.38
Tap components (cleaning) - staff kitchenette					
Kitchen taps - kitchenette	Flow rate (litres/min)	10.00	1.00	0.67	4.34
Dishwasher	Litres/cycle		0.04	1.00	0.00
Tap components (cleaning and food preparation) - staff canteen food preparation area					
Kitchen taps - pre-rinse nozzle	Flow rate (litres/min)	0.00	-	60.00	0.00
Dishwasher	Litres/rack	0.00	-	0.217	0.00
Waste disposal unit	Flow rate (litres/min)	0.00	-	30.00	0.00
Fixed use - food preparation	Litres/person/day	-	-	-	0.00
Fixed use - kitchen cleaning	Litres/person/day	-	-	-	0.00

	Microcomponent consumption (L/person/day)
Total	36.89

BREEAM 2018 Wat 01 Water consumption: Water efficiency calculator for new non domestic retail buildings

BREEAM UK delivered by bre

Building type	Description of building type	Default annual days/operation	Default daily hours of operation
Retail - Shop / retail unit(s) / retail warehouse	Shops: shop/retail unit(s)/retail warehouse(s).	362	8.5
	Does the retail development contain sanitary facilities for use by visiting customers?		No
		Default daily occupancy visiting customers	Not applicable
		Default daily occupancy staff	4

Main building activity areas	Description of activity area	Activity area present in building?	Net Floor Area (m^2)
Retail - sales areas for display of bulky items	A retail sales/display area trading predominantly in bulky items, e.g. furniture, floor coverings, cycles, prams, large domestic appliances or other bulky goods, or trading on a wholesale self-selection basis.	Please select	
Retail - sales areas for display of non bulky items and/or customer service area.	A general sales/display areas in department stores, supermarkets, shops and/or customer service waiting and/or collection areas e.g. in banks, post office, bookmakers etc.	Yes	73.58
Retail - concourse/shopping mall	The central (shared) area within a shopping centre used for access by shoppers (typically a covered area containing one or more of benches, cafes, escalators etc.)	Please select	
Retail - Staff office area and staffroom	Staff office space and staffroom, often located in 'back of house' areas.	Please select	
Retail - Staff canteen dining area	Seated areas in a staff canteen that accompany a food preparation areas where food and drink is consumed by staff on the premises.	Please select	
Retail - Goods-in and storage area	Internal areas for receiving and storing goods.	Please select	
Retail - Workshop	A workshop / vehicle servicing area within a car showroom or general workshop in other type of retail development.	Please select	

Water consumption - building microcomponent

WC component - all activity areas	units	Specification	Usage/person/day	Usage factor	Consumption (L/person/day)
WC - male (no urinals installed)	Effective flush volume (Litres)	6.00	4.00	1.00	12.00
WC - female	Effective flush volume (Litres)	6.00	4.00	1.00	12.00

Urinal component - all activity areas	units	Specification	No. of cisterns	Flushing frequency (flushes/hour)	Consumption (L/person/day)

	units	Specification	Usage/person/day	Usage factor	Consumption (L/person/day)

	units		Usage/person/day	Usage factor	Consumption (L/person/day)

	units	Specification	Usage/person/day	Usage factor	Consumption (L/person/day)
Taps components (personal hygiene) - all activity areas					
Wash hand basin taps	Flow rate (litres/min)	10.00	4.00	0.25	6.77
Shower use	Flow rate (litres/min)		0.030	5.60	0.00
Fixed use - vessel filling	Litres/person/day	-	-	-	1.58
Tap components (cleaning) - staff kitchenette					
Kitchen taps - kitchenette	Flow rate (litres/min)	10.00	1.00	0.67	4.54
Dishwasher	Litres/cycle		0.0400	1.00	0.00
Tap components (cleaning and food preparation) - staff canteen food preparation area					
Kitchen taps - pre-rinse nozzle	Flow rate (litres/min)		-	60.00	0.00
Dishwasher	Litres/rack		-	0.248	0.00
Waste disposal unit	Flow rate (litres/min)		-	30.00	0.00
Fixed use - food preparation	Litres/person/day	-	-	-	0.00
Fixed use - kitchen cleaning	Litres/person/day	-	-	-	0.00

	Microcomponent Consumption (L/person/day)
Total	36.89

Annex D – Part G Water Calculator

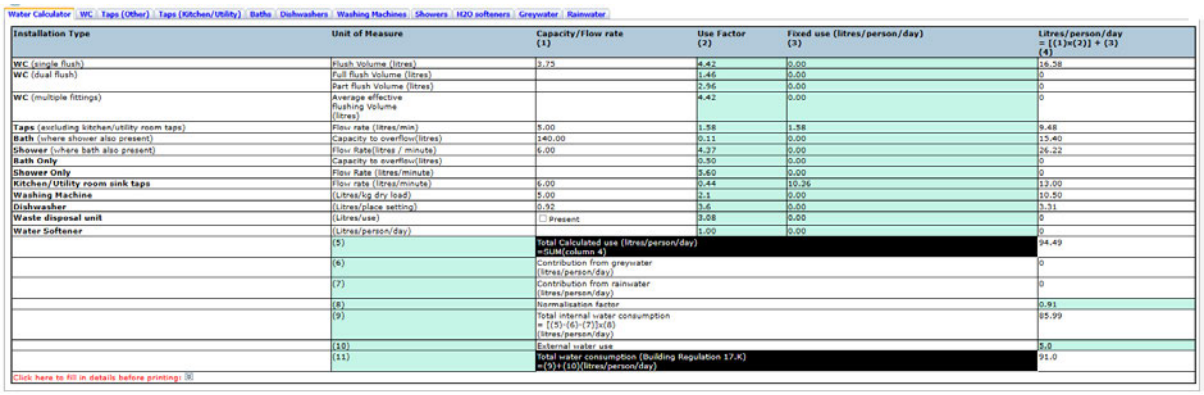

Water Calculator | WC | Taps (Other) | Taps (Kitchen/Utility) | Baths | Dishwashers | Washing Machines | Showers | H2O softeners | Greywater | Rainwater

Installation Type	Unit of Measure	Capacity/Flow rate (1)	Use Factor (2)	Fixed use (litres/person/day) (3)	Litres/person/day = [(1)x(2)] + (3) (4)
WC (single flush)	Flush Volume (litres)	3.75	4.42	0.00	16.58
WC (dual flush)	Full flush Volume (litres)		1.46	0.00	0
	Part flush Volume (litres)		2.96	0.00	0
WC (multiple fittings)	Average effective flushing Volume (litres)		4.42	0.00	0
Taps (excluding kitchen/utility room taps)	Flow rate (litres/min)	5.00	1.58	1.58	9.48
Bath (where shower also present)	Capacity to overflow(litres)	140.00	0.11	0.00	15.40
Shower (where bath also present)	Flow Rate(litres / minute)	6.00	4.37	0.00	26.22
Bath Only	Capacity to overflow(litres)		0.50	0.00	0
Shower Only	Flow Rate (litres/minute)		3.60	0.00	0
Kitchen/Utility room sink taps	Flow rate (litres/minute)	6.00	0.44	10.36	13.00
Washing Machine	(Litres/kg dry load)	5.00	2.1	0.00	10.50
Dishwasher	(Litres/place setting)	0.92	3.6	0.00	3.31
Waste disposal unit	(Litres/use)	☐ Present	3.08	0.00	0
Water Softener	(Litres/person/day)		1.00	0.00	0
	(5)	**Total Calculated use (litres/person/day) =SUM(column 4)**			94.49
	(6)	Contribution from greywater (litres/person/day)			0
	(7)	Contribution from rainwater (litres/person/day)			0
	(8)	Normalisation factor			0.91
	(9)	Total internal water consumption = [(5)-(6)-(7)]x(8) (litres/person/day)			85.99
	(10)	External water use			5.0
	(11)	**Total water consumption (Building Regulation 17.K) =(9)+(10)(litres/person/day)**			91.0

Click here to fill in details before printing:

Annex E – Performance Level 3 Fixtures and Fittings

Type	*Brand/Make/Model*	*Flow Rate*	*Unit*	*Performance Level*
Wash-hand Basin Tap	Grohe Eurosmart Cosmopolitan Basin Mixer Tap	3.5	Litres/Minute	4
	Hansgrohe Talis S EcoSmart Basin Mixer Tap	3.5	Litres/Minute	4
	Bristan Prism Eco Basin Mixer Tap	3.8	Litres/Minute	3
	Ideal Standard Tesi Basin Mixer Tap with EcoFlow Regulator	3.7	Litres/Minute	3
	Methven Minimalist Basin Mixer Tap with Satinjet Technology	3.5	Litres/Minute	4
Showers	Mira Eco 4 Spray Showerhead	4	Litres/Minute	4
	Hansgrohe Croma 100 Vario EcoSmart Showerhead	3.5	Litres/Minute	4
	Methven Waipori Satinjet Ultra Low Flow Showerhead	4.5	Litres/Minute	4
	Triton Dene Low Flow Fixed Showerhead	4	Litres/Minute	4
	Aqualisa EcoSpray 105 Showerhead	3.8	Litres/Minute	4
Baths	Armitage Shanks Sandringham 21 Compact Bath	110	Litres Overflow	4
	Twyford Celtic Compact Bath	100	Litres Overflow	4
	Kalderwei Saniform Plus Small Steel Bath	105	Litres Overflow	4
	Carron Compact Acrylic Bath	115	Litres Overflow	4
	Ideal Standard Tempo Space Saving Bath	110	Litres Overflow	4
WC	Roca The Gap Wall-Hung Toilet with 3/4.5L Dual Flush	3.38	Effective Flush Litres	4
	Ideal Standard Concept Air Back-to-Wall Toilet with Dual Flush	3.38	Effective Flush Litres	4
	VitrA S50 Compact Wall-Hung WC with Dual Flush	3.38	Effective Flush Litres	4
	Twyford E100 Square Close-Coupled WC with 3/4.5L Dual Flush	3.38	Effective Flush Litres	4
	Grohe Bau Ceramic Wall-Hung WC with 3/4.5L Dual Flush	3.38	Effective Flush Litres	4
Kitchen Taps	Grohe BauEdge Single-Lever Kitchen Mixer Tap	4.5	Litres/Minute	4
	Hansgrohe Metris Select Kitchen Mixer Tap	4	Litres/Minute	4
	Franke Eiger Eco Kitchen Mixer Tap	4	Litres/Minute	4
	Blanco Fontas II Filter Kitchen Mixer Tap	4.5	Litres/Minute	4
	Bristan Orta Eco Kitchen Mixer Tap	4.8	Litres/Minute	4
Washing Machines	Samsung Series 6 WW80T684DLN/S1 Washing Machine	4.9	Litres/dry kg load	3
	Bosch Serie 8 WAW325H0GB Washing Machine	4.8	Litres/dry kg load	3
	LG F4V909WTSE Washing Machine	4.5	Litres/dry kg load	3
	AEG L7FEE865R 8000 Series Washing Machine	4.8	Litres/dry kg load	3
	Miele WED125 WCS Washing Machine	4.6	Litres/dry kg load	3
Dishwashers	Bosch Serie 6 SMS6ZDW48G Freestanding Dishwasher	0.74	Litres/Place Setting	4
	Miele G5260 SCVi Integrated Dishwasher	0.73	Litres/Place Setting	4
	Siemens iQ500 SN258I06TG Freestanding Dishwasher	0.75	Litres/Place Setting	4
	Neff N50 S513K60X1G Integrated Dishwasher	0.75	Litres/Place Setting	4
	AEG FFE62620PM Freestanding Dishwasher	0.76	Litres/Place Setting	4