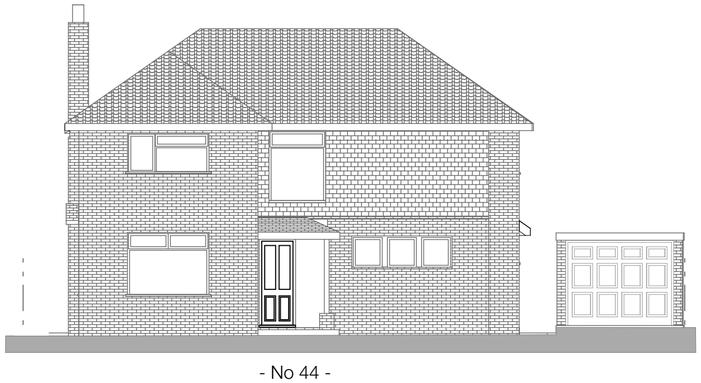

- No 44 -

South elevation

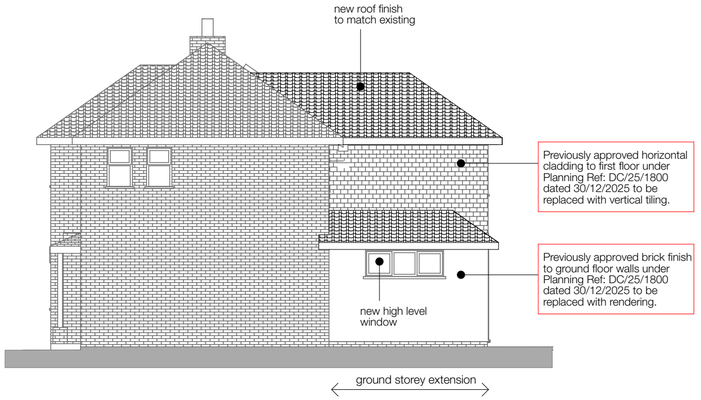

East elevation



North elevation

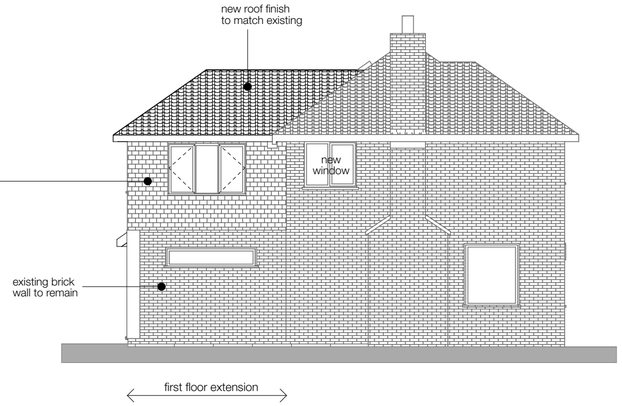

West elevation



Rear perspective

Do not scale from this drawing unless for Planning purposes.

Figured dimensions only shall be taken from this drawing.

All dimensions must be checked on site by the Contractor prior to the commencement of any fabrication or building works and any discrepancies brought to the attention of the client and/or Architect immediately.

This drawing is to be read in conjunction with all other drawings, specialist consultants' drawings, together with structural engineers' details and calculations. Any disparity between drawings to be brought to the attention of the client and/or Architect.

The contractor is to check all wall widths and spans prior to ordering any lintols or beams. The contractor to check with Catnic or I.G etc for the correct lintol type to suit the situation.

All works are to be carried out in strict accordance with the relevant sections of the current approved Building Regulations, Structural Engineers' details and calculation (where applicable), Codes of Practice and Manufacturers recommendations.

Boundary and tree positions shown are approximate only. client to organize a Land Survey company should they require accurate positions and site levels.

The contractor is to ensure adequate precautions are taken in respect of Health and Safety legislation at all times throughout the duration of the works.

The Drawing Notes and/or specification does not purport to cover each and every item required to complete the project. The contractor is advised to verify the full extent of the works with the client.

This drawing is the property of Helen Gaffney and may not be reproduced without permission.

Rev A: Nov '26 - Approved first floor cladding to be replaced with vertical tiling. Ground floor brick finish to be replaced with rendering.

PROPOSED MATERIAL FINISHES:

New pantile roof finish to match existing
Single Ply Roofing membrane to flat roof
Brickwork to new walls to match with existing
Vertical tiling to new first floor extension
White finish to new windows and doors
Black gutters and RWPs to match existing.

Proposed Elevations

Scale 1:50 / 1:100

1M 2M 3M 4M 5M 6M 7M 8M 9M 10M

drawing status: PLANNING SUBMISSION STAGE

project ref: 670/25 | drawing no: 111 | revision: A

title: Proposed Elevations

project: 44 Irwin Drive, Horsham RH12 1NH

date: Oct '25 | scale: 1:100 @ A2 | drawn: HG

client: Giles and Clementine Forster

Gaffney Architecture
Chartered Architects
Kinsale Blue, Compton's Brow Lane, Horsham, West Sussex RH13 6BX
T 01403 265003 **M** 07881 922145 **E** helen@gaffneyarchitecture.com