REV	DESCRIPTION	DATE.
REVN01	FOR REVIEW	03/01/24

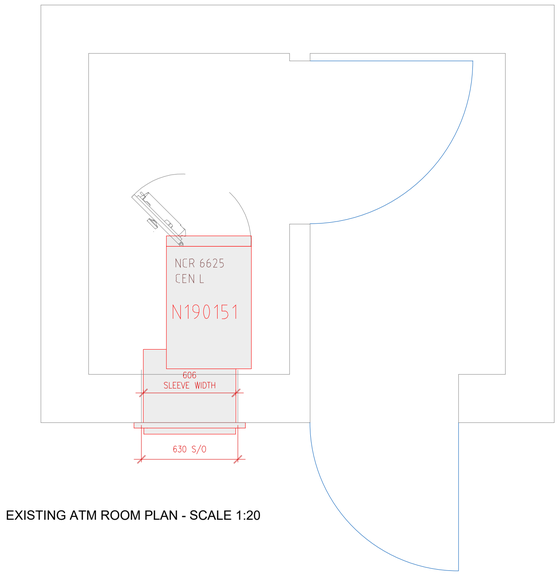

EXISTING ATM ROOM PLAN - SCALE 1:20

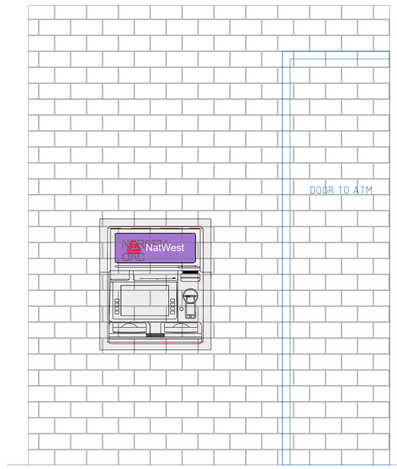

EXISTING EXTERNAL - SCALE 1:20

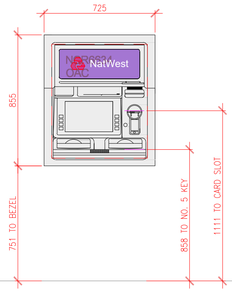

EXISTING ELEVATION - SCALE 1:20

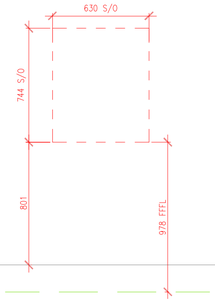

STRUCTURAL OPENING - SCALE 1:20

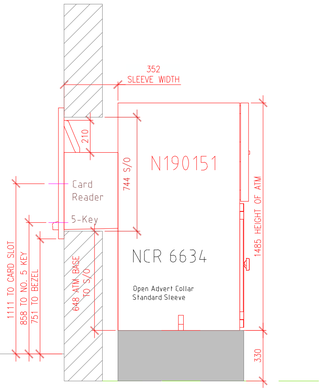

EXISTING SECTION - SCALE 1:20

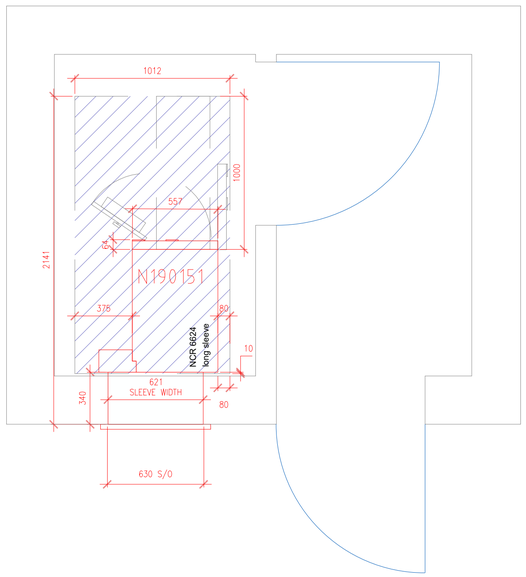

PROPOSED ATM ROOM PLAN SCALE 1:20

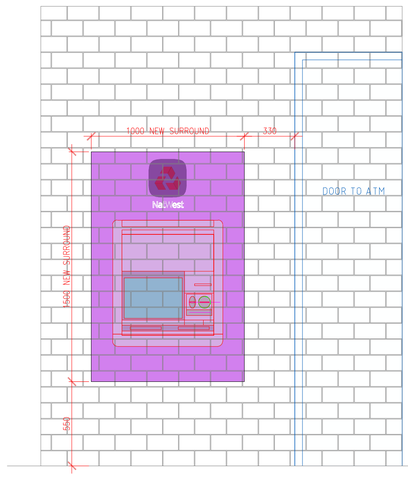

PROPOSED EXTERNAL - SCALE 1:20

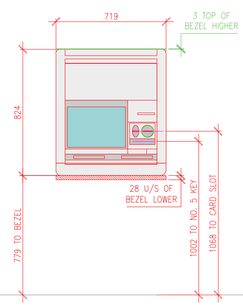

PROPOSED ELEVATION - SCALE 1:20

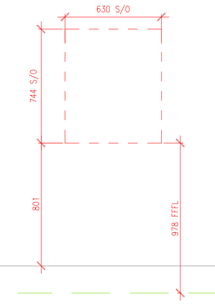

STRUCTURAL OPENING - SCALE 1:20

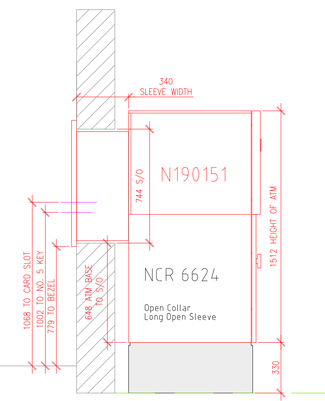

PROPOSED SECTION - SCALE 1:20

0 m 2 m Scale 1:20 @ A1

DEVICE SCHEDULE

Device ID	Existing device to be removed	Device Type	Device Location	Proposed Device	SAI Present	DDA Compliant
N190151	NCR6625	ATM	EXTERNAL WALL	NCR6624	NO	YES

TO BE READ IN CONJUNCTION WITH RELEVANT 'SITE PREPARATION DOCUMENT'

RELEVANT ARCHITECTURAL, ENGINEERS, M&E, AND SPECIALIST CONTRACTOR DRAWINGS AND SPECIFICATIONS. GENERAL NOTES:

THE CONTRACTOR IS RESPONSIBLE FOR CHECKING DIMENSIONS, TOLERANCES, AND REFERENCE. ANY DISCREPANCIES TO BE CHECKED WITH THE ARCHITECT BEFORE PROCEEDING WITH THE WORKS.

ALL NEW WORKS, PRODUCTS AND PROCESSES ARE TO BE IN ACCORDANCE WITH THE RELEVANT BUILDING REGULATIONS, BRITISH STANDARDS AND MANUFACTURERS GUIDANCE, DETAILS AND SPECIFICATIONS.

NO. 5 KEY HEIGHT SHOWN IS OPTIMUM SUBJECT TO SITE CONFIRMATION.

NOTES:

1. EXTERNAL REMOVALS:
1.1 Contractor to review asbestos register in branch property file.
1.2 Disconnect power, alarm, data & IT from ATMs to be removed.
1.3 Remove existing ATMs & Plinths/Baseplates.

2. PROPOSED:
2.1 Once existing ATM is removed, adjust existing aperture to anti-bandit specification, in line with aperture requirments for the new ATM.
2.2 All replacement ATMs to be positioned on centreline of existing removed device unless otherwise noted on this drawing.
2.3 Modify wall apertures as required
2.4 Reduce wall thickness as required
2.5 Install new plinths/Baseplates & ATMs
2.6 Install new collars/Tablets
2.7 Disconnect/reconnect data & power

3. DECORATION & FINISHES:
3.1 All affected areas to be made good and finished to match existing, to contractors scope of works and NatWest Design Guide

4. M&E & I.T.:
4.1 Install power and data to new ATM

5. SECURITY:
5.1 Provide security alarms to new ATM

INFO@MCLHWORKSPACE.COM

MCLHWORKSPACE.COM

Heathfield House
Phoenix Crescent
Strathclyde Business Park
ML4 3NJ

Castleton House
15 Trench Road
Mallusk
BT36 4TY

Project:
SOUTHWATER

Description:
REMOTE ATM REPLACEMENT

Job No.:	Scale:	Drawn by:	Status:	Date:
5560	AS-SHOWN	PATS	PROPOSAL	03/01/2024

Drawing name:
5560-WKS-00009-088

- This document is the property of McLaughlin & Harvey Workspace Solutions. Copyright is reserved by them and the drawing is issued on condition that it is not copied, reproduced or retained by, nor disclosed to any unauthorised person, either wholly or in part without the written consent of McLaughlin & Harvey Workspace Solutions.
- Unless otherwise stated, drawings are for general arrangement only.

DO NOT SCALE FROM DRAWINGS Dimensions are to be checked on site by the contractor and any discrepancies are to be reported in writing prior to commencement of work. When a drawing is covered by different scales the larger scale is to be worked to in all cases.
- Drawings are completed under client instruction and therefore submitted on the condition that the responsibility of compliance to all relevant authority and legal requirements, and of obtaining required approval, remains with the client.