GENERAL NOTES: DO NOT SCALE FROM THIS DRAWING. USE WRITTEN DIMENSIONS ONLY. DRAINAGE IS STRICTLY SHOWN INDICATIVE AND SHOULD BE CAREFULLY LOCATED ON SITE BY CONTRACTOR TO AVOID DAMAGE DURING CONSTRUCTION. BOUNDARY POSITIONS ARE ASSUMED ONLY ON THE BASIS OF AN ON SITE VISUAL INPSECTION, CLIENT TO ENSURE BOUNDARY POSITION IS CONFIRMED BEFORE COMMENCEMENT OF ANY CONSTRUCTION..

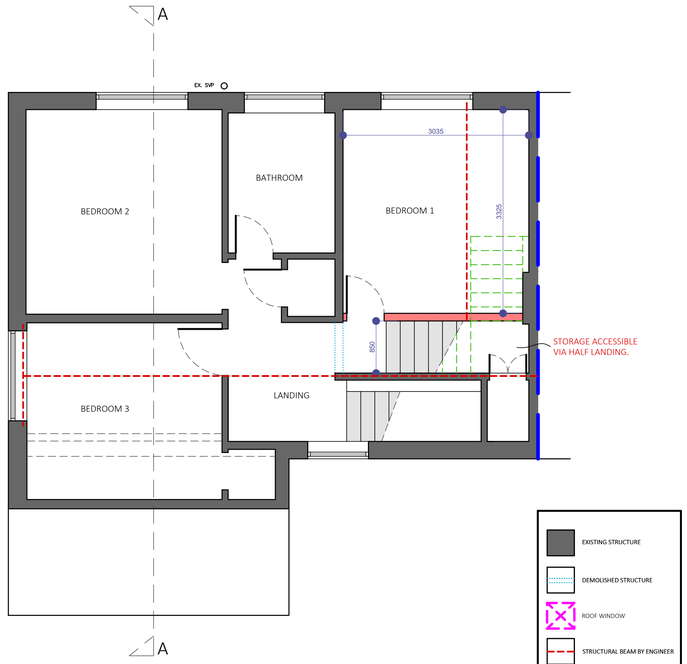

PROPOSED FIRST FLOOR PLAN - 1:50@A1

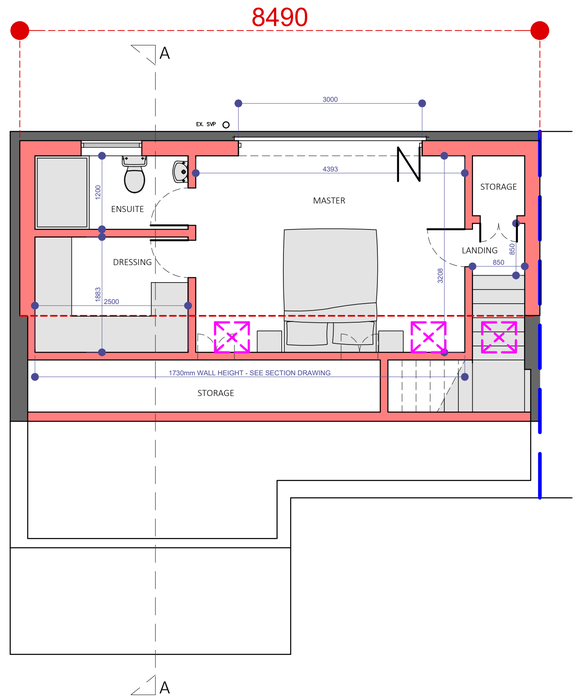

PROPOSED GROUND FLOOR PLAN - 1:50@A1

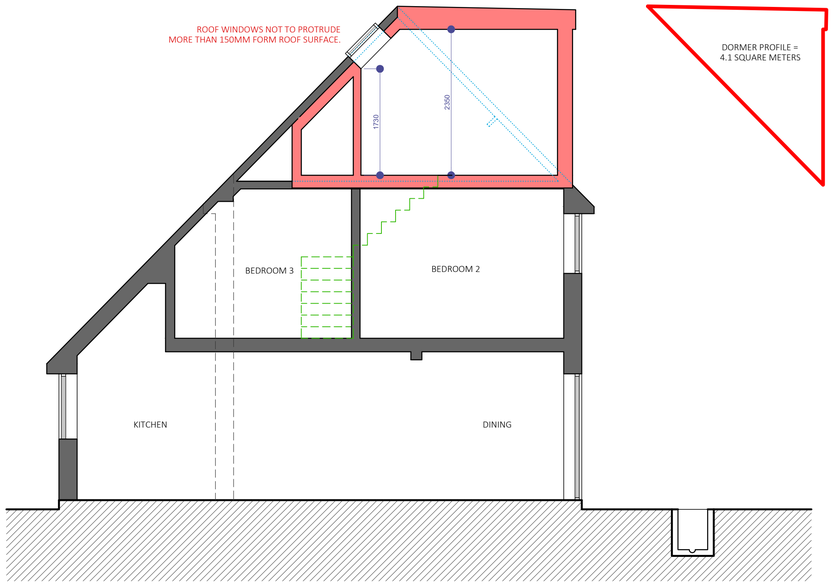

PROPOSED SECTION A-A - 1:50@A1

HIP TO GABLE : CUBIC VOLUME CALCULATION:
A X B X C / 6 (5.980 X 3.047 X 2.990 / 6) =9.0 CM

DORMER EXTENSION : CUBIC VOLUME CALCULATION:
- PROFILE OF PROPOSED ROOF EXTENSION = 4.1 SQUARE METERS
- LENGTH OF PROPOSED ROOF EXTENSION = 8.490MM
- CUBIC VOLUME OF PROPOSED ROOF EXTENSION =
  4.1 X 8.490 = 34.8 CUBIC METERS

EXISTING SIDE EXTENSION ROOF : VOLUME CALCULATION:
- 2.9 CUBIC METERS

TOTAL ROOF EXTENSION: 9.0 + 34.8 + 2.9 = 46.7 CUBIC METERS

ALL PROPOSED MATERIALS TO MATCH EXISTING

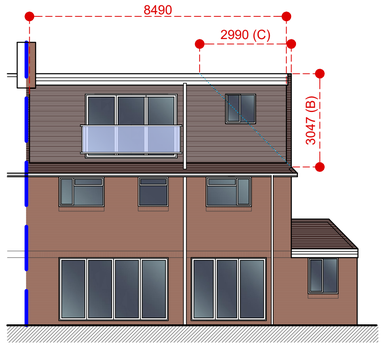

PROPOSED REAR ELEVATION - 1:100@A1

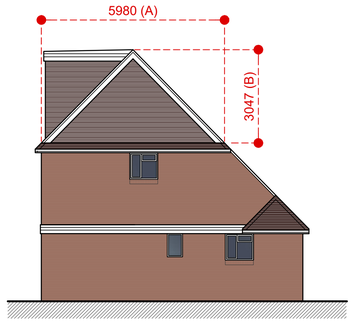

PROPOSED SIDE ELEVATION - 1:100@A1

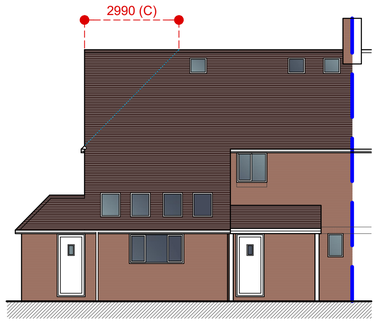

PROPOSED FRONT ELEVATION - 1:100@A1

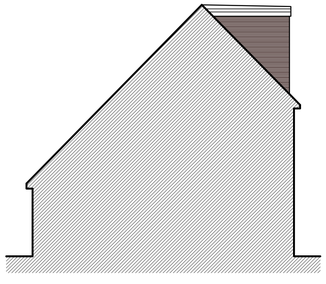

PROPOSED SIDE ELEVATION - 1:100@A1

CONTACT INFO

E: Scott@EllisdonArchitecturalAssociates.co.uk
W: WWW.EllisdonArchitecturalAssociates.co.uk
M: 07828 189525

SCALE BARS

1:100 0 1 2 3 4 5 6 7 8 9 10M

1:50 0 1 2 3 4 5 6 7 8 9 10M

REVISION	DESCRIPTION
0	FIRST ISSUE
A	
B	SEPTEMBER 2024

STATUS: PLANNING

CLIENT:	MR O'HARA
JOB REF:	590
DRG. NO:	02
DRG. TITLE:	PROPOSED PLANS
DATE:	JULY 2024
SCALE:	1:50/100@A1

SITE ADDRESS:

12 CHURCH CLOSE
LOWER BEEDING
RH13 6NS