Note:

Existing structure shown in grey
Red line demonstrates continuous insulation envelope
Green line demonstrates continuous airtightness and vapour control envelope (AVCL)
Blue line demonstrates continuous weathertight envelope

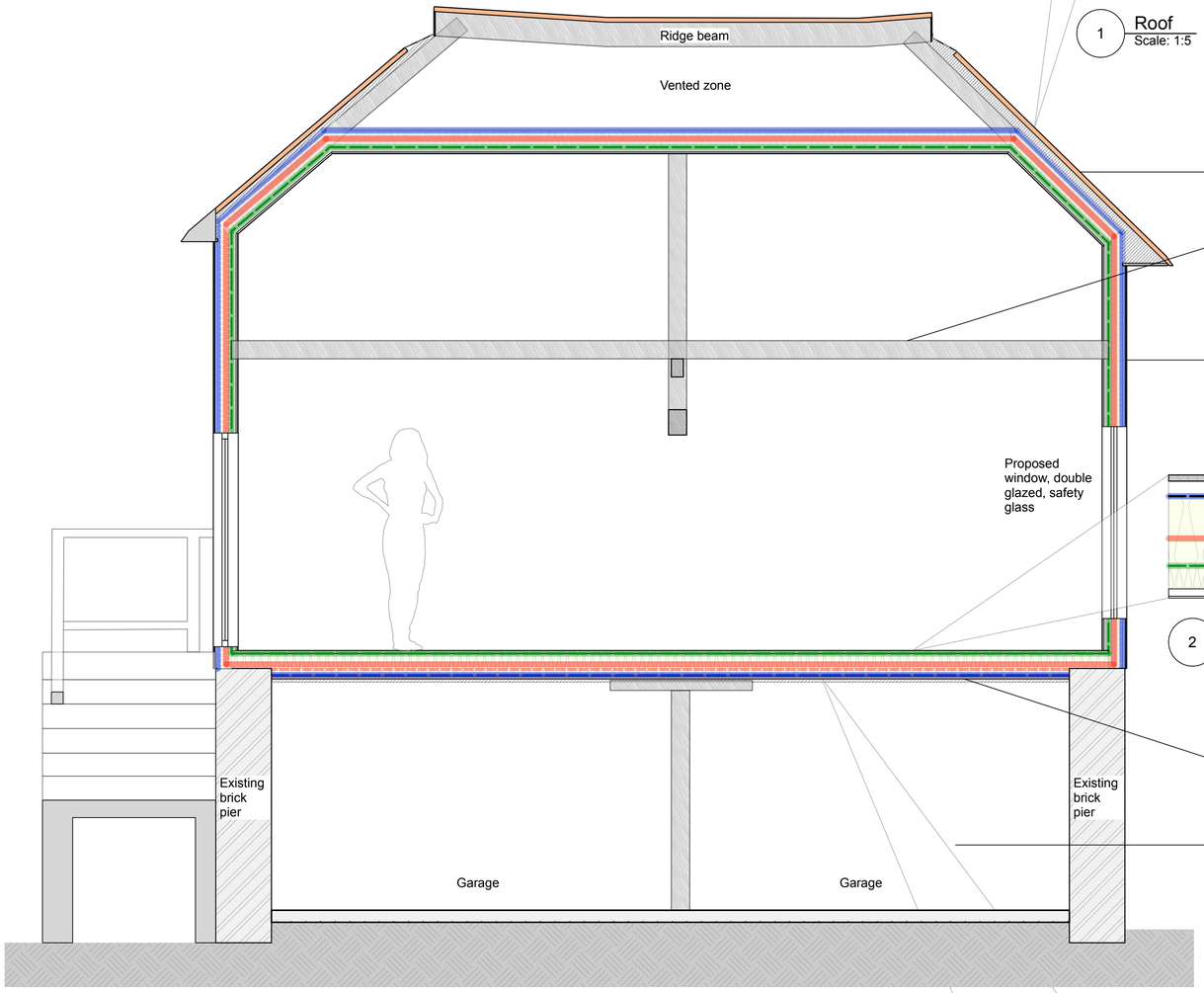

4 Section
Scale: 1:25

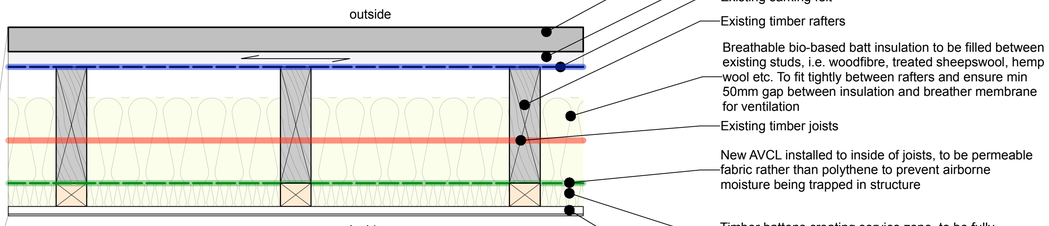

1 Roof
Scale: 1:5

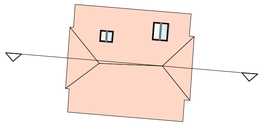

5 Key
Scale: 1:200

Existing roof finish, eaves and ridge details to be retained as existing

Existing primary oak structure to be remain exposed internally, to maintain character of existing

External cladding and appearance to be retained as existing. Existing breather membane installed as per recent renovations to remain. Existing studwork to be filled fully between with breathable bio-based insulation and faced internally with breathable bio-based board and lime-based skim

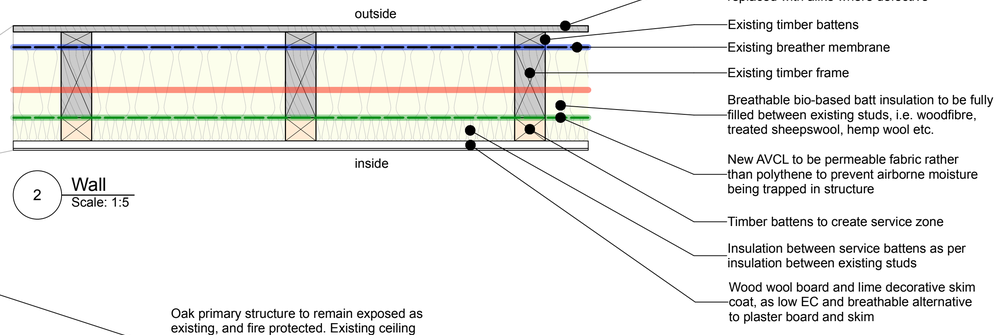

2 Wall
Scale: 1:5

Oak primary structure to remain exposed as existing, and fire protected. Existing ceiling panels to be replaced with fire resistant board. Joists to be filled between with fire rated mineral wool batts. AVCL to be installed internally.

Garage to be naturally ventilated

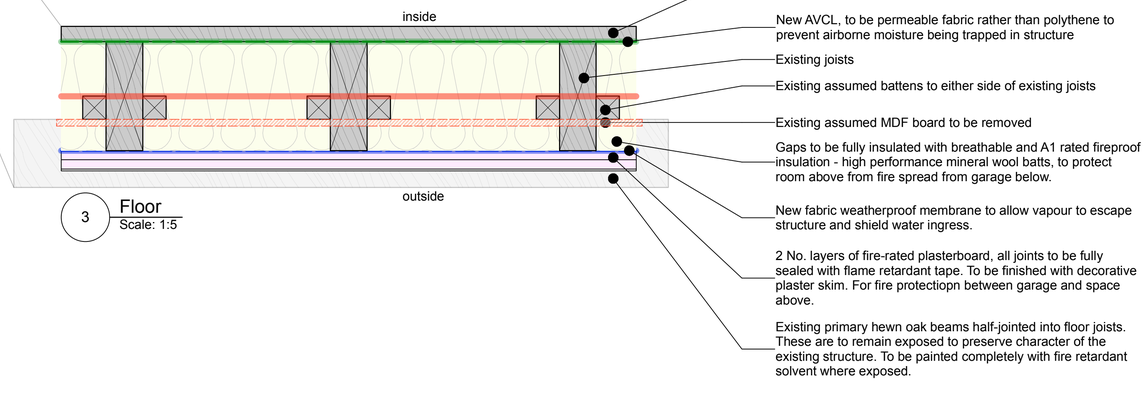

3 Floor
Scale: 1:5

0 0.1 0.3 0.5 metres
SCALE 1:5

0 0.5 1.5 2.5 metres
SCALE 1:25

No.	Date	By	Revision Notes
P1	28/03/2024	AC	Issued for planning

Note

Although O.S. Coordinates may be shown on this plan the grid is to be treated as arbitrary. No scale factor has been applied to the survey therefore the any coordinates shown are not true O.S. Coordinates.
All dimensions to be checked on site

Roberts & Treguer
29 Clerkenwell Green
London
EC1R 0DU

© Roberts and Treguer ltd

Client
Hope Farm, The Haven
Near Billingshurst
RH14 9BN

Project Title
Hope Farm

Sheet Title
Granary: Detail Section

Drawn By	Project ID
AC	2201
Reviewed By	Scale
KF	As shown @ A1. Scale @ is A3 is 2x
Date	Sheet No.
25/03/2024	2201-DR-BH-21-610