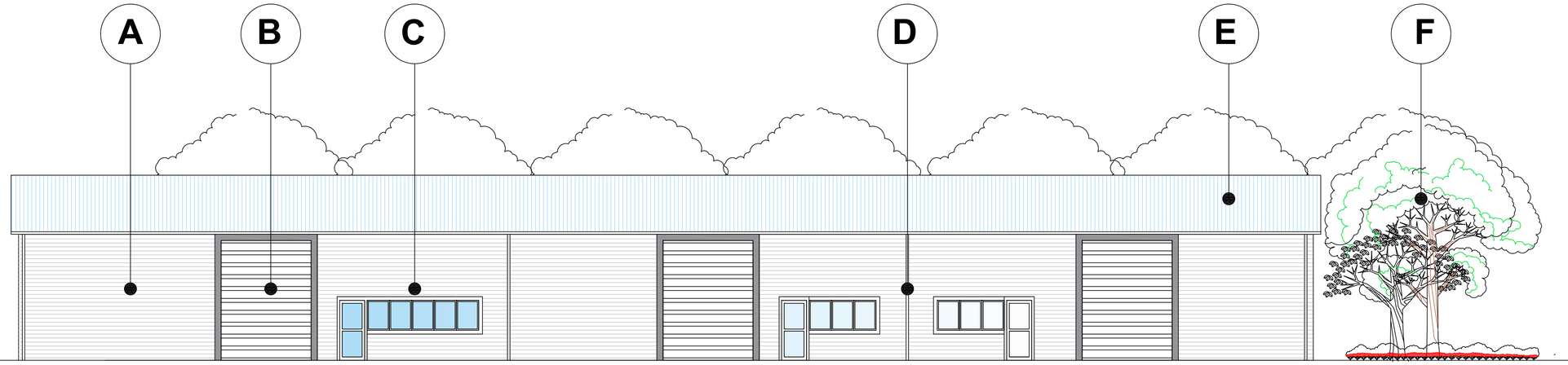

PROPOSED WEST ELEVATION

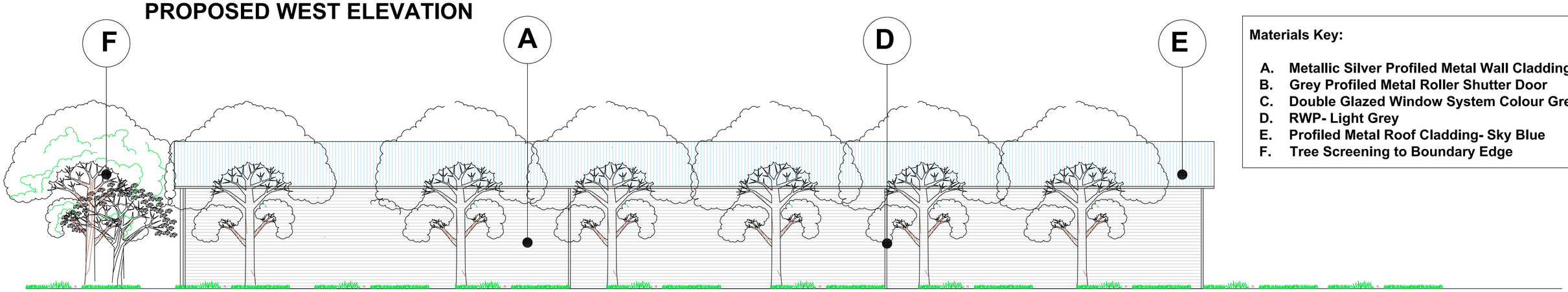

Materials Key:

- **A.** Metallic Silver Profiled Metal Wall Cladding
- **B.** Grey Profiled Metal Roller Shutter Door
- **C.** Double Glazed Window System Colour Grey
- **D.** RWP- Light Grey
- **E.** Profiled Metal Roof Cladding- Sky Blue
- **F.** Tree Screening to Boundary Edge

PROPOSED EAST ELEVATION

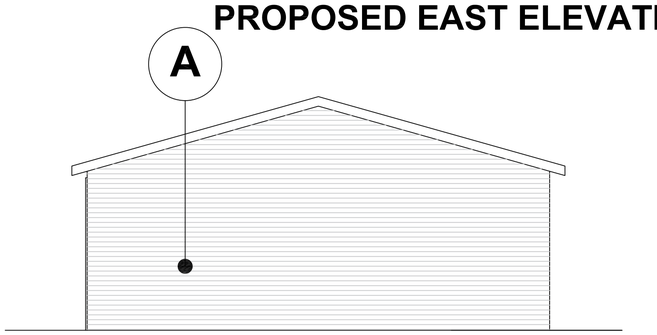

PROPOSED NORTH ELEVATION

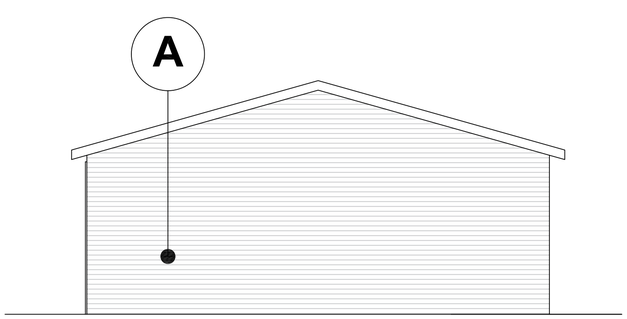

PROPOSED SOUTH ELEVATION



SCALE

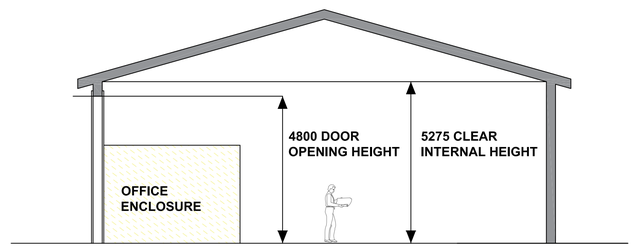

PROPOSED CROSS-SECTION

ELEVATIONS/SECTIONS- B1/B2/B8 LIGHT INDUSTRIAL UNITS

Note :

All drawings are based upon site information supplied by third parties and as such their accuracy cannot be guaranteed. All features are approximate and subject to clarification by a detailed topographical survey, statutory service enquiries and confirmation of the legal boundaries.

Reproduction of this drawing in whole or in part is prohibited without the prior permission of Places Architects Ltd.

Do not scale the drawing. Use figured dimensions in all cases. Check all dimensions on site.

This drawing shows design intent only. For actual construction refer to sub contractors details.

CDM Regulations 2015
In accordance with CDM Regulations 9,(2), (3) & Appendix 1 Section 10, current drawings are to be read in conjunction with project information and associated design hazard information.

I/R	DATE	DESCRIPTION	BY
R3	23/11/26	SCALE BAR ADJUSTED	MRA
R2	16/11/26	SCALE BAR ADDED	MRA
R1	23/10/26	FOR PLANNING	MRA

Amendment

Status
FOR PLANNING

Project
HOWARDS NURSERY, PLUMMERS PLAIN RH13 6NX

Drawing
B1/B2/B8 STORAGE/ WORKSPACE UNITS PROPOSED ELEVATIONS/SECTIONS

Project No.	Drawing No.	
PA070	P12-R3	
Scale at A1	Drawn By	Checked By
1:100	MRA	PA

PLACES architects
Lone Oak, Broad Street, Cuckfield, West Sussex
RH17 5DX
T: 01444 682110 | **M:** 07793 416687
E: mavery@placesarchitects.co.uk