Notes

1. This drawing is copyright no part of this drawing to be copied unless written consent is given by the practice

2. Do not scale from this drawing. All discrepancies to be reported immediately to the project co-ordinator.

PLANNING

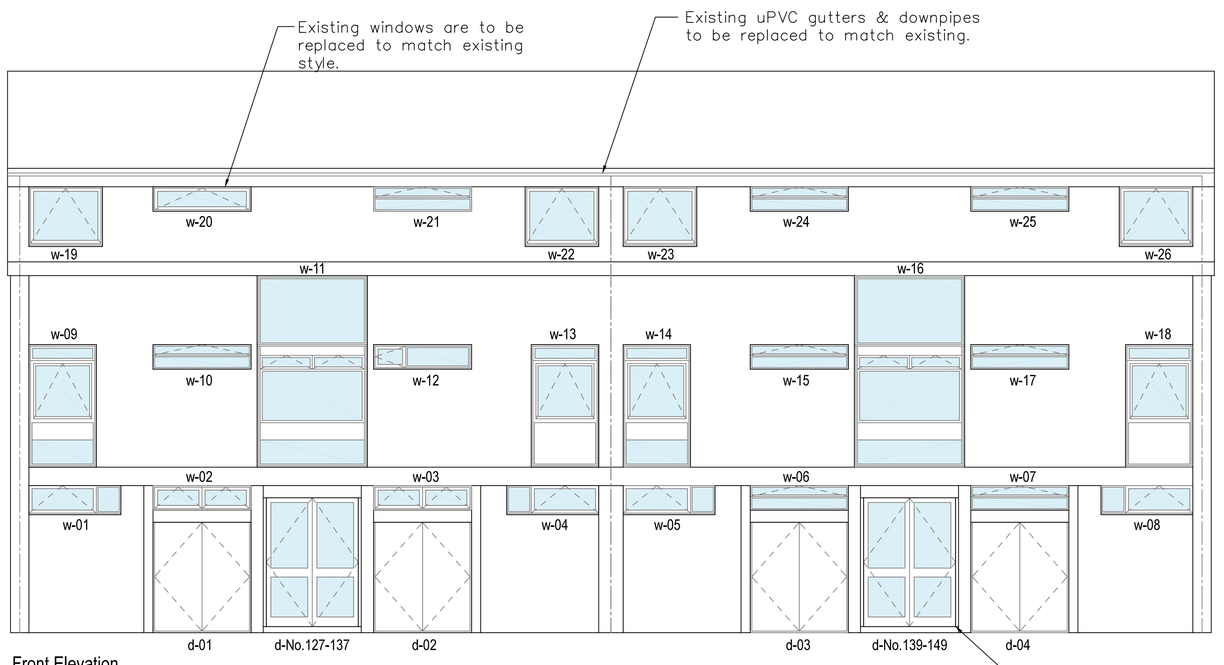

Front Elevation

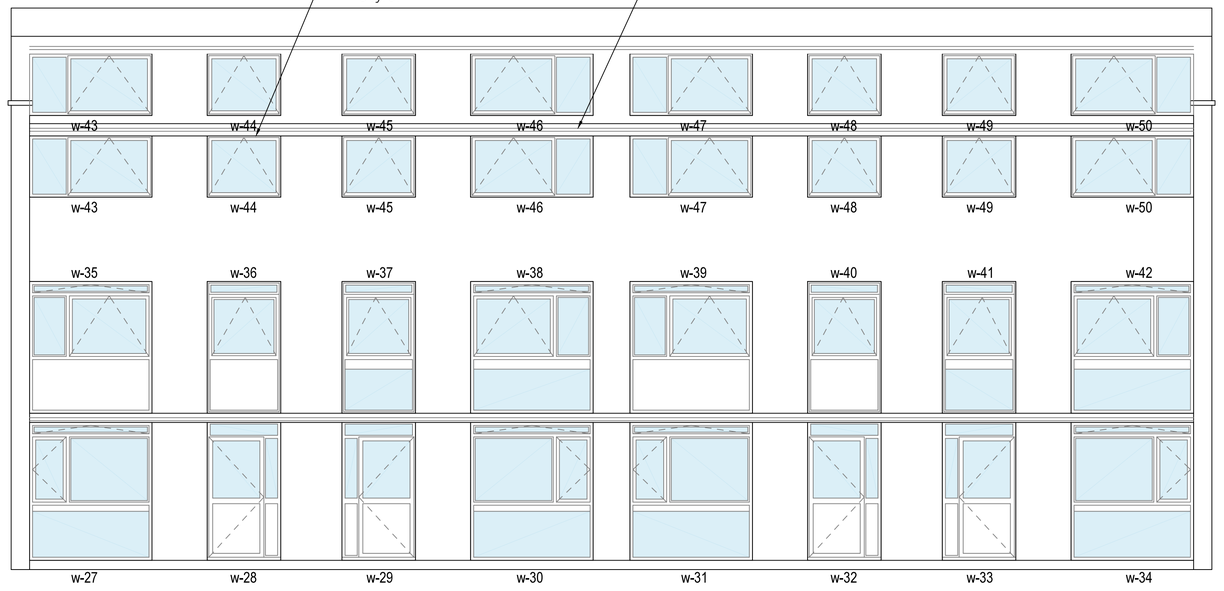

Rear Elevation

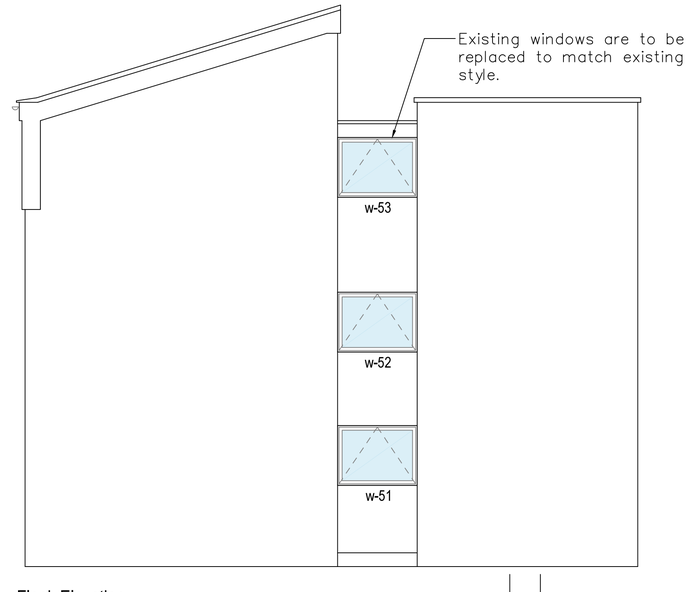

Flank Elevation

Note:
All existing uPVC windows to remain and all new windows are to be uPVC double glazed to match existing style.

SCALE 1:50 @ A1
0 1m 2m 3m 4m

Rev.	Date	Description	Name

NOTES:

Report all discrepancies, errors and omissions.
Do not scale from this drawing.
Verify all dimensions on site before commencing any work or preparing shop drawings.
All materials, components and workmanship are to comply with all the relevant British Standards, Codes of Practice, and appropriate manufacturers recommendations.
For all specialist work, see relevant drawings.

This drawing and design are copyright of ARCHWAY BUILDING CONSULTANCY.

IMPORTANT

All drawings are to be read in conjunction with materials and workmanship and finishes schedules.
The contractor is to advise on structural stability for works and strength of construction.
The contractor is to provide setting out drawings prior to commencement.
All drawings are to be submitted for approval to Archway Building Consultancy.

ARCHWAY
BUILDING CONSULTANCY
3RD FLOOR, THE NEWS BUILDING
3 LONDON BRIDGE STREET
SE1 9SG
TELEPHONE 07534964166
Email : Enquiries@Archwaybc.co.uk

Client
SOUTHERN HOUSING

Project
FLATS 127–149 (ODDS)
SOUTH HOLMES ROAD
HORSHAM
RH13 6HW

drawn	N.T.	rev	...
date	12.09.24	scale	1:50 @ A1

Title
EXISTING ELEVATIONS

0446	17	001–A