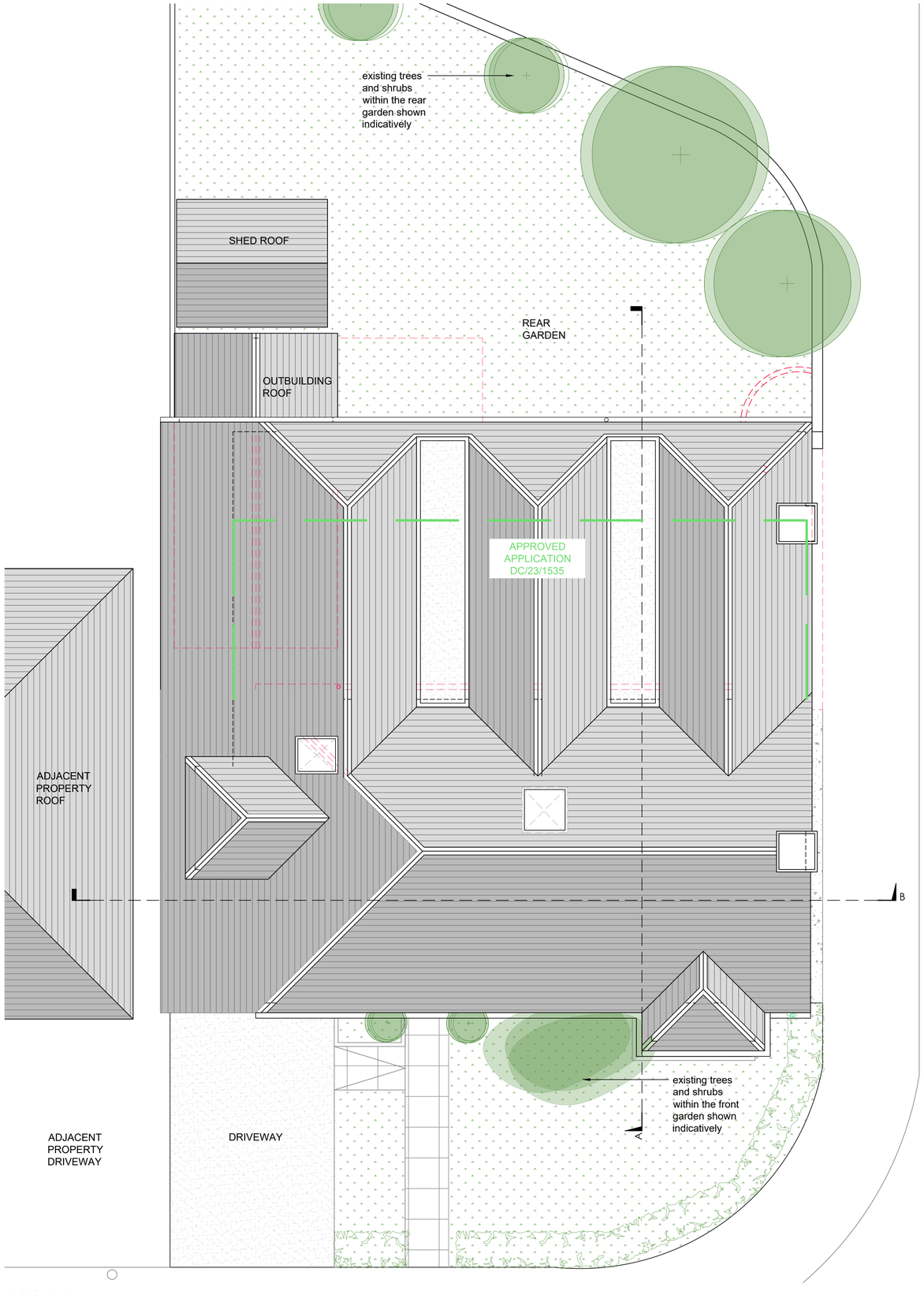

ROOF PLAN

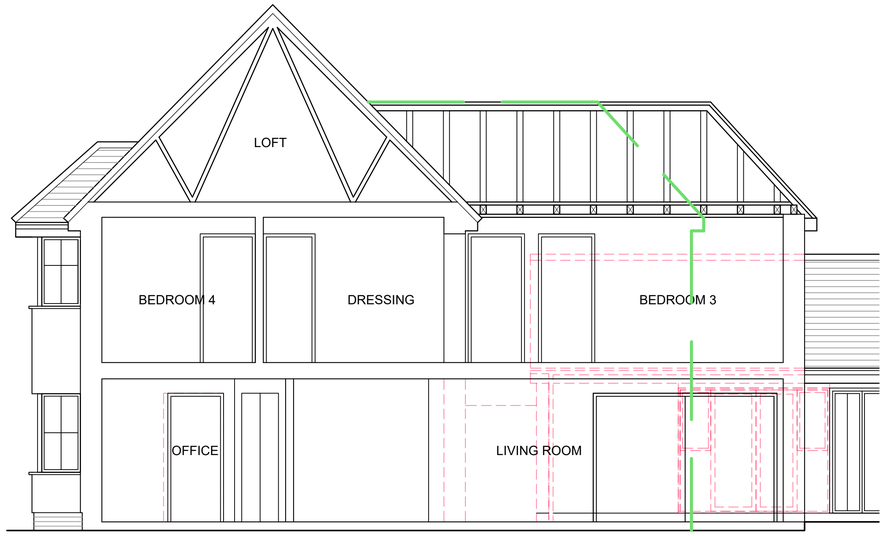

SECTION A-A

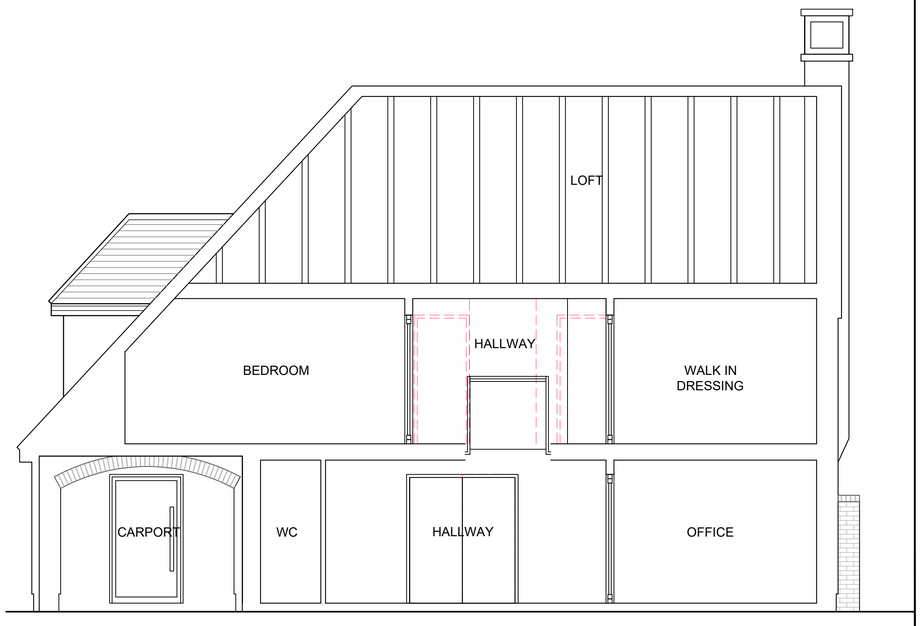

SECTION B-B

DRAWING, CONSTRUCTION AND MATERIAL NOTES:

1. THE COPYRIGHT OF THIS DRAWING IS VESTED IN PRINGLE.DESIGN+ LIMITED AND IT MAY NOT BE REPRODUCED IN WHOLE OR PART OR USED FOR THE MANUFACTURE OF ANY ARTICLE WITHOUT THE EXPRESS PERMISSION OF THE COPYRIGHT HOLDERS.

2. BE CERTAIN TO WORK TO FIGURED DIMENSIONS ONLY.
3. THIS DRAWING IS TO BE READ IN CONJUNCTION WITH ALL RELEVANT STRUCTURAL ENGINEERS, SERVICE ENGINEER'S AND PRINGLE.DESIGN+ DRAWINGS AND SPECIFICATIONS.
4. IF YOU ARE NOT CERTAIN OF ANYTHING INDICATED ON THE DRAWINGS ASK!

DRAWING KEY & SYMBOLS

- existing wall / structure (tbc if structural by engineer)
- proposed structural wall (tbc if structural by engineer)
- proposed demolition
- existing / proposed foul water drainage run (tbc)
- proposed structural element (tbc by the engineer)
- direction of staircase (arrow in upwards direction)
- Retained pub area
- proposed dwelling area

ABBREVIATIONS

cbd	cupbaord
ic	inspection chamber
rwp	rain water pipe
svp	soil vent pipe
rl	roof light / window

SCALE BAR 1:50

0 1M 2M 4M

REV:	DESCRIPTION:	BY:	DATE:
B	Planning application	CP	24.05.24
A	Pre-application drawings	CP	12.02.24
*	preliminary issue for client review and comment	CP	12.01.24

STATUS: VARIATION

PRINGLE.DESIGN
est. 2015 06.7.20
32 The Drive
Wallington
Surrey
SM6 9LX
Pringledesign@Outlook.com
0208 432 2864

CLIENT: Mr and Mrs Higareda
18 Illett Way
kiln wood vale, Horsham
RH12 0AJ

SITE: 18 Illet Way
Horsham
RH12 0AJ

TITLE: PROPOSED PLANS (Sheet 2 of 2)

SCALE AT A1:	DATE:	DRAWN:	CHECKED:
1:50		CP	CP
PROJECT NO:	DRAWING NO:		REVISION:
PD-0422	A1-08		B