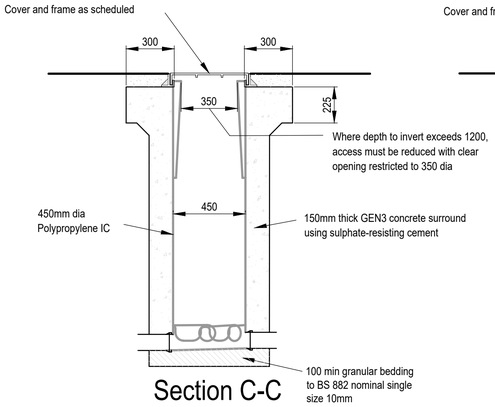

Section C-C

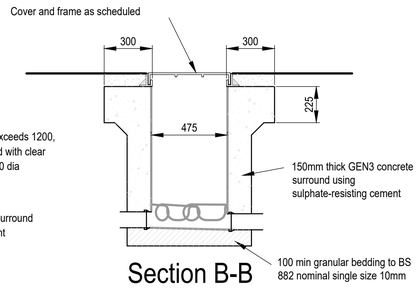

Section B-B

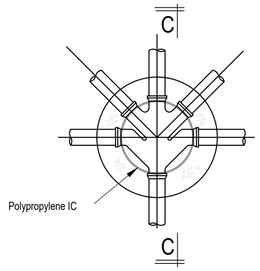

Plan

Reduced Access Polypropylene IC

(Depth to soffit greater than 1.2m)

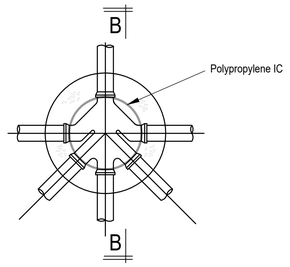

Plan

Polypropylene IC With Concrete Surround

(Depth to soffit less than 1.2m)

Where depth to invert exceeds 1200 access must be reduced with clear opening 350 dia

Concrete surround may be replaced with selected as-dug or granular material for external ICs in landscaped areas with no vehicular access

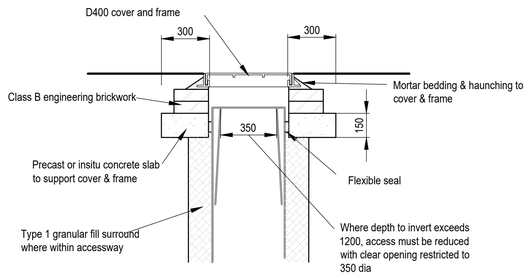

D400 Cover Detail To Polypropylene IC In Accessway

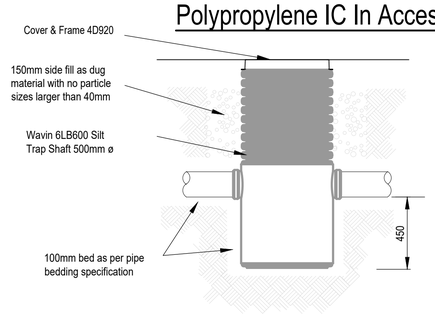

Silt Trap Detail

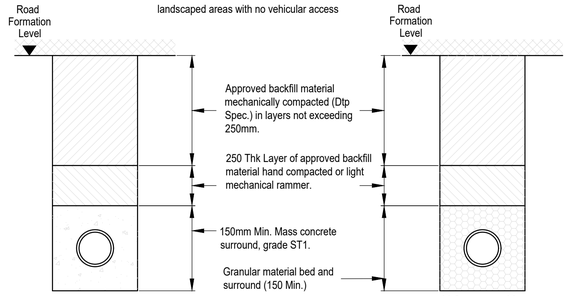

Class Z Concrete Bed and Surround

Where cover to crown of pipe is greater than 1.2m.

Class S Granular Material Bed and Surround

Where cover to crown of pipe is less than 1.2m, and for all road gully connections.

Lay & compact to a thickness of not less than 50mm for sleeve jointed pipes, 100mm for socket jointed pipes, over full width of trench. Where trench bottom is uneven due to hard spots or other reason, increase depth by 100mm. Scoop out locally at couplings/sockets and lay pipes digging slightly into bed & resting uniformly on their barrels. Adjust to line & gradient. After initial testing, lay & compact more granular material uniformly to halfway up each side of pipe. Backfill (250mm for adoptable sewers) above crown of pipe with protective cushion of Dtp Type 1 or selected fill, free from vegetable matter, rubbish, frozen soil & material retained on a 40mm sieve. Compact by hand (or light mechanical rammer) in 100mm layers.

Granular bedding and sidefill material to be:-
100 & 150 dia. - 10 single size stone (graded not permitted).
225 & 300 dia. - 10 or 20 single size stone (or 20 to 5 graded).
375 to 500 dia - 20 single size stone (or 20 to 5 graded).
600 dia. + - 20 or 50 single size stone (or 20 or 40 to 5 graded).

Approved backfill material to be DTp Type 1 or selected, as-raised, readily compactable material free from organic matter, frozen soil, builders rubbish, clay lumps larger than 75mm and stones larger than 35mm. (Water industry C.E. Spec. Cl. 2.50.3 - Type B.)

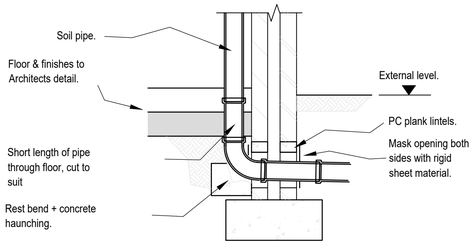

Typical SVP Detail (svp)

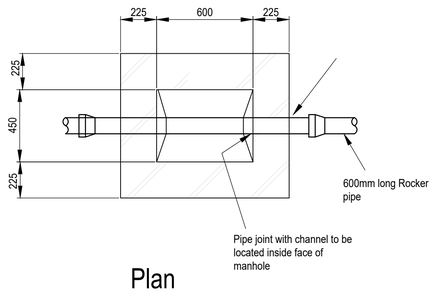

Plan

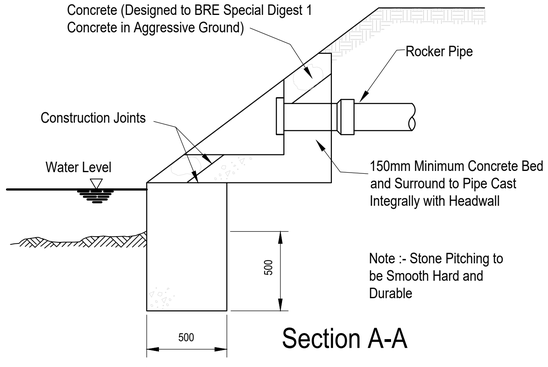

Section A-A

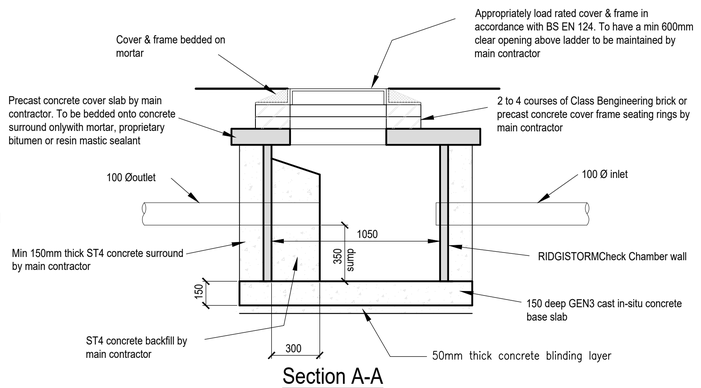

Section A-A

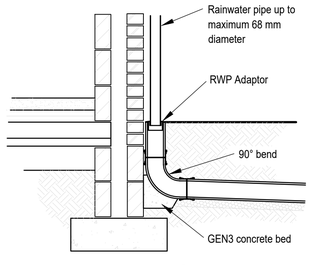

Rainwater Pipe Direct Connection Detail

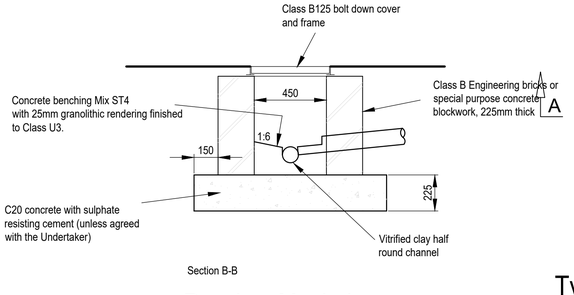

Section B-B

Receiver Manhole

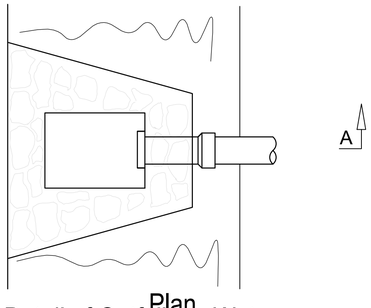

Plan

TypicalL Detail of Outfall to Watercourse

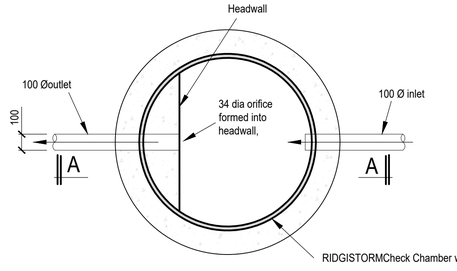

Plan

'RIDGISTORMCheck Orifice Plate Flow Control Chamber'

Rigistorm Check orifice plate to incorporate a removable permavoid filter unit wrapped in a 2mm polyethyne mesh

NOTES

Rev	Revision note	Date
-	Preliminary	25.06.25

vkhp-consulting
civil and structural

The Forge . Little Mount Sion . Tunbridge Wells . Kent TN1 1YS
Tel (01892) 521-841 Fax (01892) 533-149 E.mail tw@vkhp.co.uk

340 High Street . Dorking . Surrey RH4 1QX
Tel (01306) 881-012 Fax (01306) 881-190 E.mail dkg@vkhp.co.uk

Greenfield House . 3 The Square . Storrington . West Sussex RH20 4DJ
Tel (01903) 740-090 E.mail sto@vkhp.co.uk

Project
Gess Gate
Adversane
Billinghurst RH14 9JR

Title
Drainage Construction Detail

Drn By	Chk By	DRG N0	REV
AJB		663025-101	-
Date	Scale @A1		
June 25			

PRELIMINARY