Technical Note 4: Water Neutrality Statement

Site: Woodfords, Shipley Road, Southwater
Prepared by: Laura Jagiela
Approved by: Neil Jaques
Date: 26 March 2025

motion
84 North Street
Guildford
GU1 4AU

Tel: 01483 531300
www.motion.co.uk

1.0 Introduction

1.1 This Water Neutrality Statement (WNS) has been prepared on behalf of Reside Developments to demonstrate how the proposed development at Woodfords, Shipley Road, will achieve water neutrality.

1.2 Following the issue of Natural England's (NE's) Position Statement on Water Neutrality within the Sussex North Water Supply Zone (SNWSZ) it is understood that Horsham District Council require all new and reserved matters planning applications to demonstrate that the developments are water neutral and/or that they do not result in a significant effect. NE's Position Statement can be found in full within **Appendix A**.

1.3 The SNWSZ covers most of the Horsham District, as well as parts of the neighbouring Chichester, Arun and Crawley Districts. A plan showing the supply area can be found in **Appendix B**.

1.4 This statement sets out the following:

- Baseline calculations for the existing development;
- Additional demand as a result of the proposed development;
- Water reduction measures, such as water efficient fixtures and fittings and rainwater harvesting; and
- Measures to offset any remaining deficit following the above.

2.0 Background

2.1 The site is bordered to the north by residential development, to the west by Shipley Road, and to the east and south by open fields. The existing site consists of two fields, a house, swimming pool, a menage and stables, and a collection of outbuildings, which are bordered by trees, hedgerows and ditches.

2.2 The site proposals include the construction of 73 dwellings, comprising a mix of 1-bed, 2-bed, 3-bed and 4-bed homes, including three blocks of flats. An indicative schedule of accommodation can be found in **Appendix C** and a copy of the proposed site layout can be found in **Appendix D**.

2.3 The existing house on the site is to remain. However, the existing swimming pool, out-buildings, menage and stables will be removed.

3.0 Baseline Calculations

3.1 The existing open fields are currently used for grazing, with stables, other ancillary buildings and a swimming pool associated with the existing house onsite.

3.2 There are currently 4 horses using the existing stables on site and it is estimated that they drink between 25-55 litres per day, depending on the time of year. Therefore, an average of 40 litres per horse per day has been used to calculate the daily water use, which equates to 160 litres per day. This does not include any allowance for water use associated with any washing down of the stables and the yard.

3.3 The existing outdoor swimming pool will use water throughout the year to maintain water levels and backwashing of filters. It is estimated that on average this equates to 66 litres per day.

3.4 Therefore, it is estimated that the existing water use for the site is 226 litres per day.

3.5 However, using a precautionary approach to assessment, this has not been carried forward in the calculations and the baseline will be taken as zero.

4.0 Onsite Proposals

Additional Demand

4.1 Part G of the Building Regulations recommends that all developments achieve a water consumption of 125 litres per person per day.

4.2 The average occupancy levels for each dwelling size have been based on local census data (agreed by Horsham District Council) and it is summarised in Table 4.1 below.

1-bedroom	2-bedroom	3-bedroom	4-bedroom
1.32	1.88	2.47	2.86

Table 4.1 – Occupancy level per dwelling size

4.3 Using the above census data, the population of the proposed development is estimated to be 163.62.

4.4 Using Building Regulations water consumption figure of 125 litres per person per day and population size of 163.62 it is estimated that the total water usage per day for the proposed development would be 20,452.50 litres per day (125x163.62).

4.5 Therefore, following the construction of the proposed development there would be an increase in water demand of 20,452.50 litres per day.

Water Reduction Measures

4.6 To minimise the water use of the development water efficient fixtures and fittings will be incorporated, which will reduce water consumption to less than is required by Building Regulations (limit of 125 litres per person per day).

4.7 A water calculation in accordance with Building Regulations Part G has been carried out and confirms that the proposed development will achieve a water consumption rate of 76.33 litres per person per day, which includes an allowance of 5 litres per person per day for external water usage. A copy of the Part G calculation can be found in **Appendix E**.

4.8 The following table sets out the water uses, as detailed in the Part G calculation.

	Total Water Usage (l/p/day)
WC (full flush)	5.84
WC (part flush)	5.92
Taps (Excluding Kitchen)	5.85
Bath	14.30
Shower	21.85
Kitchen Taps	12.12
Washing Machine	10.31
Dishwasher	2.20
Total	78.38
Normalisation Factor	0.91
Total	71.33
External Water Use	5.00
Total	76.33

Table 4.2 – Water Usage

4.9 A copy of the proposed fixtures and fittings to achieve the above water consumption can be found in **Appendix F**.

4.10 Using the Part G water consumption figure of 76.33 litres per person per day and a population size of 163.62 it is estimated that the total water usage per day for the proposed development would be reduced to 12,489.12 litres per day (163.62x76.33).

4.11 To ensure the development can demonstrate water neutrality in accordance with the NE Position Statement 12,489.12 litres per day will need to be offset

5.0 Offsite Offsetting Measures

5.1 Reside Developments are proposing to offset the development against an offsetting scheme at Woodsomes Farm and the Brickworks, Lynwick Street, Rudgwick, Horsham, RH12 3DL. This is located within the SNWSZ, see extract below from the SNWSZ map showing the approximate location and the full SNWSZ map can be found in **Appendix B**.



Figure 5.1 – Farm Location on SNWSZ Map

5.2 Woodsomes Farm and the Brickworks are to swap their current Southern Water connection point to a new Thames Water connection point to supply all onsite water. This will then give an allowance of mains water from within the SNWSZ that can be sold as part of an offsetting scheme.

Offsetting Scheme Summary

5.3 The offsetting scheme site is currently on a Southern Water metered mains supply. There are a number of meters onsite, one meter provides a supply for the farm (meter number: 09418884) and two meters provide a supply to the Brickworks (meter numbers: 89012753 and 97PB406145).

Farm Demand

5.4 According to the Defra Report WU0132 Sustainable Water for Livestock it is estimated that the water use of dairy cows and calves are as follows:

Animal	Drinking Water Requirements (litres per day)
Dairy Cow – Lactating	104.5
Dairy Cow – Dry Period	20
Heifer	20
Calves	10

Table 5.1 – Drinking Water Requirements for Cows

5.5 During the year the dairy cows will be lactating for 330 days and then they will be dry for 35 days.

5.6 The following table sets out the average stock number at the farm from 2008 to 2023. A copy of the full stock numbers can be found in **Appendix G**.

Animals	Average stock (per year)
Cows	228
Heifers	74
Calves	73
Bulls	1
Total	375

Table 5.2 – Average Stock Numbers

5.7 Table 5.2 above shows that overall stock numbers have remained relatively constant over the past 16 years. Using a precautionary approach, the average number of animals have been used in the calculations and Bulls have not been included in the calculation. Using the water usage requirements set out in Table 5.1 and the average stock numbers in Table 5.2, this equates to a daily water consumption of 24,155.73 litres per day. A copy of the water usage calculation can be found in **Appendix H**.

5.8 As can be seen from the recent bill from Southern Water, the farm is currently connected to the Southern Water network, see **Appendix I**. The farm has been in communication with Southern Water regarding their water meter, following its failure. This has taken the farm some time to rectify with Southern Water, however, a new meter has now been installed, but due to there being no ability to undertake meter readings over the last two years, the recent water bill for the farm is only an estimate. It therefore does not reflect the true water use of Woodsomes Farm. It should be noted that a similar situation occurred with the Dedisham Farm water neutrality scheme, where there were also problems with the Southern Water meter and the farm's own onsite meter and readings was used and accepted.

5.9 Woodsomes Farm, as part of their process of reestablishing their billing process with Southern Water, have been taking meter readings of meter reference 09418884. This can be seen for the period of the 27th December 2023 to 17th June 2024 in **Appendix J**. All evidence for the meter readings can be seen in **Appendix K**.

5.10 This clearly shows that the Farm has an average water consumption of 20,254 litres per day and demonstrates the volume of water being used by Woodsomes Farm. In addition, it can be seen to be realistic figure for this farm, when compared to the Defra Report WU0132 Sustainable Water for Livestock, which predicts a slightly higher usage.

5.11 Additional meter readings of meter reference 09418884 have been taken, from the 12th September 2024 to 24th March 2025, and can be seen in **Appendix L**. All evidence for the meter readings can be seen in **Appendix M**. These meter readings show an average water consumption of 21,254 litres per day and confirms that the farm has fairly consistent water usage. A precautionary principle will be taken towards the meter readings for Woodsomes Farm, therefore the lower water usage of 20,254 litres per day will be taken forward in the WNS.

Brickworks Demand - Commercial

5.12 The Brickworks site, located next to the farm, has two Southern Water meters. One of the meters was replaced in 2023, therefore the data has been split into Brickworks 2A (meter prior to 2023) and Brickworks 2B (new 2023 meter). The site is made up of several commercial units, including a coffee shop. Table 5.3 below shows a summary of the readings for each meter and the full calculations can be found in **Appendix N**. A copy of the water bills can be found in **Appendix O** and all other evidence for the meter readings can be seen in **Appendix P**.

	Brickworks 1	Brickworks 2A	Brickworks 2B
Start Date	03/11/2020	25/10/2018	04/04/2023
End Date	09/04/2024	04/10/2022	09/04/2024
Start Meter Read	616m^3	428m^3	132m^3
End Meter-Read	2148m^3	9216m^3	2529m^3
Total Days	1253	1440	371
Total Water Consumption (m^3)	1,532	8,788	2,397
Total Water Consumption (Litres)	1,532,000	8,788,000	2,397,000
Water Consumption (Litres per day)	1,222.67	6,176.15	

Table 5.3 – Existing Water Use at the Brickworks

5.13 This shows the Brickworks has a total daily water consumption of 7,398.82 litre per day.

5.14 Additional meter readings for Brickworks 1 and Brickworks 2B meters were taken, this can be seen in **Appendix Q**. A copy of the water bills can be found in **Appendix R** and all other evidence for the meter readings can be seen in **Appendix S**. This shows an average water consumption of 7,582.63 litres per day. A precautionary principle will be taken towards the meter readings for Brickworks, therefore the lower water usage of 7,398.82 litres per day will be taken forward in the WNS.

Total Existing Demand

5.15 Overall, the farm has an average daily water consumption of 20,254 litres per day and the Brickworks has a daily water consumption of 7,398.82 litres per day. In total the mains water demand is 27,652.82 litres per day, which will be supplied by Thames Water. A meter will be installed for the new Thames Water supply and meter readings will be submitted to Horsham District Council every six months for the first two years, and thereafter annually.

5.16 Thames Water has confirmed the installation of a water connection to the site. Confirmation of the connection can be seen in **Appendix T**.

5.17 This confirmation that Woodsomes Farm and the Brickworks will no longer draw mains water from the SNWSZ, this means that 27,652.82 litres per day is available for offsetting, equating to 27,652 credits.

5.18 In addition to the new Thames Water supply and water meter, the current Southern Water meters will be cut off, but will remain in situ. There will be an air break in the pipe connecting to the Southern Water meter and network to ensure no water can enter the Woodsomes Farm's and the Brickworks' water network, but also to ensure there is no cross-contamination between Southern Water and Thames Water.

5.19 As the Southern Water network will be essentially disconnected from the Woodsomes Farm and the Brickworks network, and monitoring of the remaining Southern Water meters will ensure it is clear that no water is being used. Again, readings of the remaining Southern Water meters will be submitted to Horsham District Council every six months for the first two years, and thereafter annually.

6.0 Woodfords Offsetting Measures

6.1 To ensure the development can demonstrate water neutrality in accordance with the NE Position Statement 12,489.12 litres per day will need to be offset.

6.2 The number of credits required for this application is set out in the water budget table 6.1 below. One credit is equivalent to 1 litre per day. The table below lists the developers participating in this scheme and their allocation.

6.3 The offsetting scheme is making up to 27,652.82 litres per day available for offsetting mains water demand, which equates to 27,652 credits.

6.4 As stated in Section 4 of this WNS, the proposed development will have a total water demand of 12,489.12 litres per day and therefore require a minimum of 12,490 credits for the development to be water neutral.

Developer	Planning Reference (if available)	Credits
Starting water use/credits	N/A	27,652
Reside Developments - Southwater		12,490
	Total Currently Allocated	12,490
	Remaining Credits (Surplus)	15,162

Table 6.1 – Water Budget

7.0 Summary and Conclusions

7.1 This Technical Note sets out the water usage strategy for the proposed development at Shipley Road, Southwater.

7.2 The proposal is to incorporate on-site water efficient fixtures and fittings on the proposed development to reduce water use as far as practicable.

7.3 The proposed development at Southwater will purchase and be allocated 12,490 credits as part of the significant mains water offsetting scheme at Woodsomes Farm. Therefore, the residual mains water requirement of the development of 12,489.12 litres per day has been fully offset and there is no additional mains water requirement within the SNWSZ as a result of the development at Woodfords, Shipley Road, Southwater.

7.4 This strategy will ensure that the new development will have a neutral impact on the Sussex North Water Supply Zone. The Water Usage Strategy confirms the proposals will be water neutral once complete, and thus satisfies Natural England's' Requirements.

Appendix A

Natural England's Position Statement

Natural England's Position Statement for Applications within the Sussex North Water Supply Zone

September 2021 – Interim Approach

Please take the following as Natural England's substantive advice for all applications which fall within Sussex North's Water Supply Zone.

Sussex North Water Supply Zone

Arun Valley SPA, SAC and Ramsar Site- Sussex North Water Supply Zone

The Sussex North Water Supply Zone includes supplies from a groundwater abstraction which cannot, with certainty, conclude no adverse effect on the integrity of;

- Arun Valley Special Area Conservation (SAC)
- Arun Valley Special Protection Area (SPA)
- Arun Valley Ramsar Site.

As it cannot be concluded that the existing abstraction within Sussex North Water Supply Zone is not having an impact on the Arun Valley site, we advise that developments within this zone must not add to this impact. This is required by recent caselaw, Case C-323/17 People over wind and Sweetman. Ruling of CJEU (often referred to as sweetman II) and Coöperatie Mobilisation for the Environment and Vereniging Leefmilieu Case C-293/17 (often referred to as the Dutch Nitrogen cases).

Between them these cases require Plans and Projects affecting sites where an existing adverse effect is known (i.e. the site is failing its conservation objectives), to demonstrate certainty that they will not contribute further to the existing adverse effect or go through to the latter stages of the Regulations (no alternatives IROPI etc).

Developments within Sussex North must therefore must not add to this impact and one way of achieving this is to demonstrate water neutrality.

In addition, the Gatwick Sub regional Water Cycle Study concluded that water neutrality is required for Sussex North to enable sufficient water to be available to the region.

The definition of water neutrality is the use of water in the supply area before the development is the same or lower after the development is in place.

Strategic approach

Natural England has advised that this matter should be resolved in partnership through Local Plans across the affected authorities, where policy and assessment can be agreed and secured to ensure water use is offset for all new developments within Sussex North. To achieve this Natural England is working in partnership with all the relevant authorities to secure water neutrality collectively through a water neutrality strategy.

Whilst the strategy is evolving, Natural England advises that decisions on planning applications should await its completion. However, if there are applications which a planning authority deems critical to proceed in the absence of the strategy, then Natural England advises that any application needs to demonstrate water neutrality. We have provided the following agreed interim approach for demonstrating water neutrality;

Minimising water use of new builds.

- Complete a water budget (based on occupancy)
- All new builds to demonstrate that they can achieve strict water targets (e.g., 85L/pp/day*)

  This can be achieved by measures such as:

- Grey water recycling (advantage of being reliable in hot dry weather);
- Rainwater harvesting;
- Water efficient fixings (such as shower aerators) to demonstrably reduce demand-this would need to be suitably certain.

In addition, water offsetting is required

- One way to achieve this is retrofitting of council owned properties/commercial buildings-located within Sussex North. Examples include:

- Grey water recycling- (for example there are clear opportunities for commercial properties).
- Rainwater harvesting of commercial settings;
- Installation of water reduction fittings in Council-owned buildings.

These measures need to be implemented until such time as a more sustainable water supply has been secured.

It will also need to be ensured that measures are not already proposed (for example in Southern Water's Management Plan) to avoid double-counting.

Any mitigation must be suitably certain in order to comply with the Habitats Regulations and Caselaw.

If the application cannot demonstrate, through an appropriate assessment, the required water neutrality, we advise that it is either revised to achieve this in line with the above or awaits completion of the strategic approach.

The securing of water neutrality is a matter which needs to be resolved at a strategic level and Natural England is working with the relevant authorities and the water company to achieve this. In light of this, Natural England will not be engaging with individual planning applications whilst the strategy is evolving.

***This this is the reasonably achievable figure with the above measures based on the early data from the strategic solution and may be subject to change as the strategic solution evolves.**

Appendix B

Sussex North Water Supply Zone Map

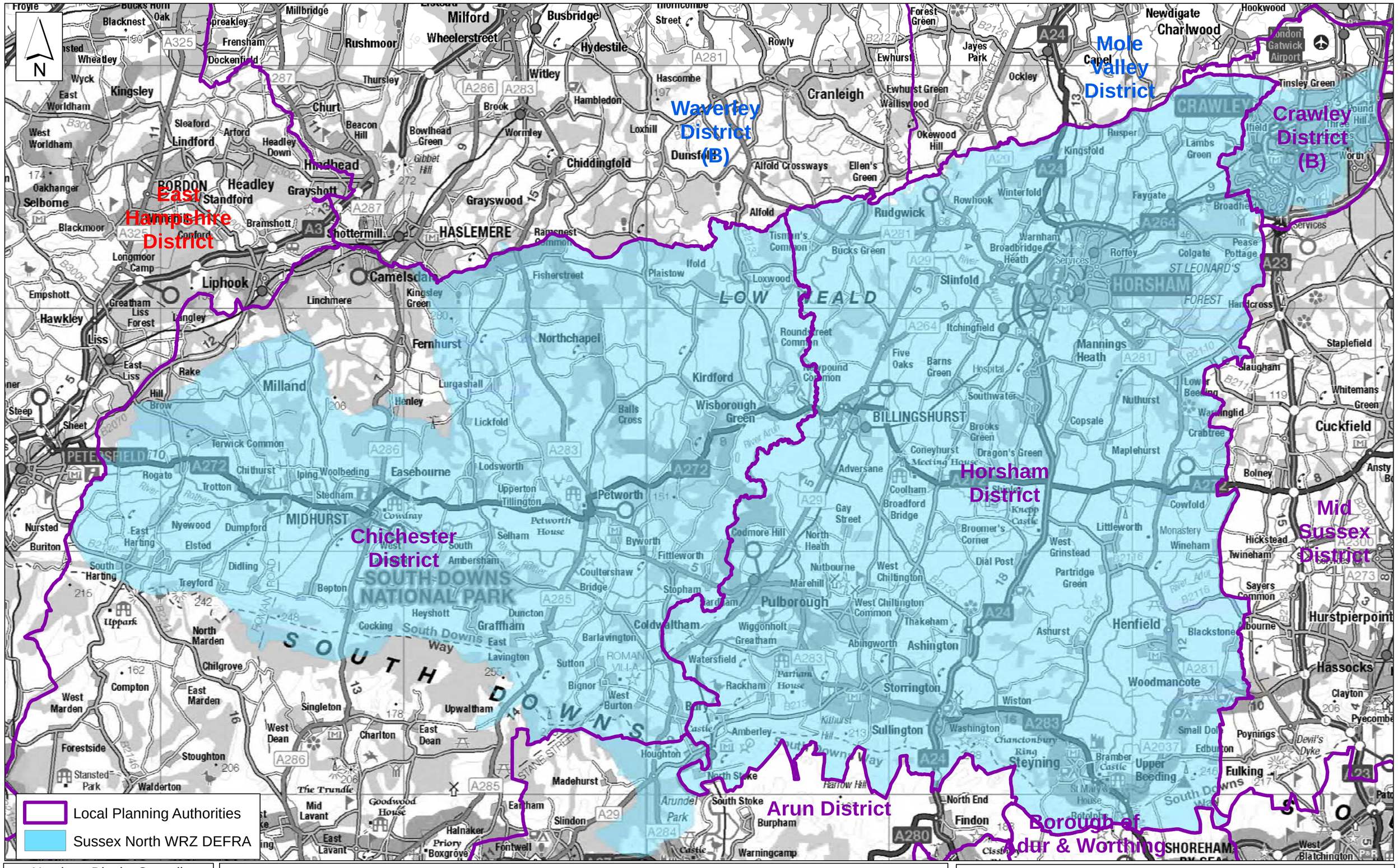

Horsham District Council

Parkside, Chart Way, Horsham
West Sussex RH12 1RL.
Barbara Childs : Director of Place

Reproduced by permission of Ordnance Survey map on behalf of HMSO. © Crown copyright and database rights (2021). Ordnance Survey Licence.100023865

Sussex North Water Resource Zone

Chichester Horsham Crawley

Reference No :		Date : 23 November 2021	Scale : 1:3,000 at A2
Drawing No:	Drawn :	Checked :	Revisions :

Appendix C

Development Scheme Accommodation Schedule

T 01903 248777
F 01903 248666
E sussex@ecearchitecture.com
W www.ecearchitecture.com

ECE Architecture

Shipley Road, Southwater

6769-K01
30.09.21
Rev

Based on ECE Architecture Drawing 6769-PL-11A

DRAFT ONLY - OVERALL AFFORDABLE HOUSING AT 35%

Residential Accommodation

Affordable Rent

Plot Type	Occupancy	Plot Numbers	Number	Total Occupancy	G.I.A. (sqm)	Total G.I.A. (sqm)
1B Flat	2	1,2,3,4,5,6,19,20,21	9	18	50	450
2B Flat	4	22,23,24,41,42	5	20	70	350
2B House	4	27,28	2	8	80	160
3B House	5	25,26	2	10	93	186
Total:			18	56		1146

Shared Ownership

Plot Type	Occupancy	Plot Numbers	Number	Total Occupancy	G.I.A. (sqm)	Total G.I.A. (sqm)
2B House	4	37,38,39	3	12	80	240
3B House	5	17,18,35,36,40	5	25	93	465
Total:			8	37		705

Custom Build

Plot Type	Occupancy	Plot Numbers	Number	Total Occupancy	G.I.A. (sqm)	Total G.I.A. (sqm)
3B House	5	9,16	2	10	93	186
3B House	5	12,13	2	10	93	186
Total:			4	20		372

Open Market

Plot Type	Occupancy	Plot Numbers	Number	Total Occupancy	G.I.A. (sqm)	Total G.I.A. (sqm)
2B Bungalow	4	69	1	4	77	77
2B House	4	50,51,52	3	12	79	237
2B House	4	10,11,14,15,29,24	6	24	80	480
3B Bungalow	5	7,8	2	10	84	168
3B Chalet	5	55,56,71,72	4	20	93	372
3B House	5	30,33,47,48,49	5	25	93	465
3B House	5	31,32,53	3	15	93	279
3B House	5	63,64,65,66	4	20	96	384
3B Bungalow	6	70	1	6	110	110
4B House	6	44,45,46	3	18	113	339
4B Chalet	6	54,73	2	12	106	212
4B Chalet	6	57,58,59	3	18	130	390
4B House	6	61,62	2	12	133	266
4B House	7	60	1	7	140	140
4B House	7	43	1	7	141	141
4B House	7	67,68	2	14	144	288
Total:			43	224	1712	4348

OVERALL TOTAL			73	280		6571.00

Appendix D

Proposed Site Layout



CDM 2015 Health & Safety Information

This information relates only to 'Significant Hazards' identified on this drawing and is to be read in conjunction with the Designer's Hazard Register.

Indicative Accommodation Schedule

Market	
13no.	2-Bedroom Dwellings
19no.	3-Bedroom Dwellings
12no.	4-Bedroom Dwellings
Affordable	
9no.	1-Bedroom Dwellings
7no.	2-Bedroom Dwellings
11no.	3-Bedroom Dwellings
2no.	4-Bedroom Dwellings
Total:	**73 Dwellings**

Rev	Date	Revision Details	Dr	Ch

London: 76 Great Suffolk Street London, SE1 0BL
T 0207 928 2773 E london@eceearchitecture.com
Sussex: Brooklyn Chambers, 11 Goring Road Worthing, West Sussex, BN12 4AP
T 01903 248777 E sussex@eceearchitecture.com
Bristol: Westworks, Colston Tower Colston Street, Bristol, BS1 4XE
T 0117 214 1101 E bristol@eceeastworks.com
ECE Architecture
www.eceearchitecture.com

Client's Name
Reside Developments

Job Title
Shipley Road, Southwater

Drawing Title
Alternative Illustrative Layout

Scale
1:500 @ A0 / 1:1000 @ A2

metres 10 20 30 40 50

Drawn	Checked	Date
KE	AK	12/04/21

Job No	Drawing No	Rev
6769	PL-12	

Status
INFORMATION

CAD File date: 13/04/2021 - 12:07:19 6769-pl-12.dwg

Appendix E

Part G Calculation

Proposed Water Usage

Fixture	Capacity/Flow Rate	Use Factor	Fixed Use	litres/person/ day
WC (Single Flush)		4.42		0.00
WC (Dual Flush)	4	1.46		5.84
WC (Dual Flush) Part	2	2.96		5.92
Taps (excluding kitchen)	2.7	1.58	1.58	5.85
Bath (where shower present)	130	0.11		14.30
Shower (where bath present)	5	4.37		21.85
Bath Only		0.5		0.00
Shower Only		5.6		0.00
Kitchen Sink	4	0.44	10.36	12.12
Washing Machine	4.91	2.1		10.31
Dishwasher	0.61	3.6		2.20
			Total calculated use (litres/person/day)	78.38
Normalisation Factor				0.91
			Total Water Consumption (CSH) (litres/person/day)	71.33
External Water Use				5.00
			Total Water Consumption (Part G) (litres/person/day)	76.33

Appendix F

Selection of Options for Fixtures and Fittings

Fixtures and Fittings - Part G Specifications

Item	Capacity/Flow rate	Overview
Toilet (Dual Flush)	4/2 litres	The Gap 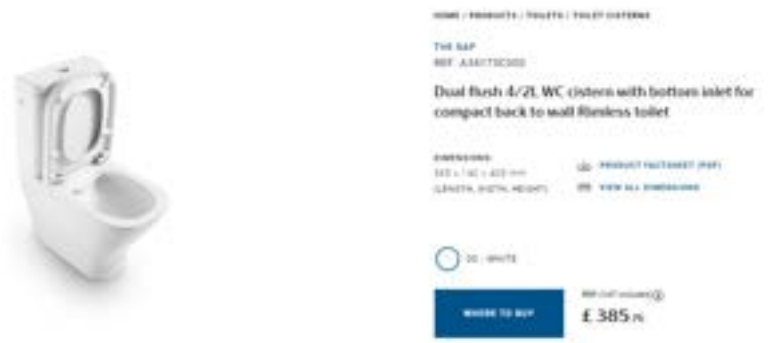
Basin Tap	2.7 litres/minute	Joseph Miles 
Bath	130 litres	Ideal Standard 

Shower	5 litres/minute	Kelda aerated shower  **Water flow rate:** 5.0 l/min (Flex™ showerhead and eHandset™ wand) **Materials:** WRAS approved (water path materials) **Operating Pressures:** 1 – 5 bar **Connections:** 150mm centres (15mm or ½" BSP) **Water Supply:** Separate Hot and cold feed
Kitchen Sink	4 litres/minute	Tap with flow regulator - Affinity by Moores  Utility Chrome utility lever sink mixer tap Tap Height: 380mm Order code: 805 56 Flow Regulator: 

Washing Machine	4.91 litres/kg	Samsung Series 5 (WW11BGA046AE) SAMSUNG Series 5 SpaceMax WW11BGA046AE/EU 11 kg 1400 Spin Washing Machine - White  
Dishwasher	0.61 litres/place setting	Samsung Series 11 (DW60A8060FS) SAMSUNG Series 11 DW60A8060FS Full-size WiFi-enabled Dishwasher - Stainless Steel  

Appendix G

Farm Stock Numbers

Woodsome Farm - Stock Numbers

	2008	2009	2010	2011	2012	2013	2014	2015	2016	2017	2018	2019	2020	2021	2022	2023	Average (per year)
Cows	218	222	217	220	219	224	218	234	238	233	230	225	219	239	232	256	228
Heifers	73	51	60	63	121	89	88	73	83	66	87	63	62	55	70	76	74
Calves	52	60	64	81	90	95	72	85	66	86	72	70	56	71	75	67	73
Stock Bulls	0	0	0	0	0	0	0	1	3	3	2	2	2	2	2	2	1
Totals	343	333	341	364	430	408	378	393	390	388	391	360	339	367	379	401	375

Appendix H

Farm Water Usage Calculations: Stock Numbers

Woodsome Farm

Lactating Cow	104.5	l/day
Dry Dairy Cow	20	l/day
Heifer	20	l/day
Calves	10	l/day

	No.	Lactating Water Use Per Year	Dry Water Use Per Year	Calves/Heifers Water Use Per Year	Total Water Use per Year	
No. Dairy Cows	228	7,853,958.75	159,425.00		8,013,383.75	
No. Heifers	74			538,375.00	538,375.00	
No. Calves	73			265,081.25	265,081.25	
				Total	8,816,840.00	per year
					24,155.73	per day

Appendix I

Evidence of Southern Water Connection

WATER for LIFE from Southern Water

Visit our website for live chat or to log into your account
southernwater.co.uk/help

0330 303 0277
Weekdays - 8am to 7pm
Saturday - 8.30am to 2pm

R E HARRISON & SONS
C/O MR TIM HARRISON MR PETER HARRISON
ESTATE OFFICE
PALLINGHURST FARM
RUDWICK
HORSHAM
RH12 3BQ

0000/01/0000/01000000/3349786
09836301/009982/001/002

Your customer number
11271992

Your payment reference
1213 0170 00018

Invoice number
714001757777

Dear R E HARRISON & SONS,

Here's your latest bill based on the meter reading we estimated on 21 May 2021 for: FOUR WINDS WOODSOMES FRM & THE FIRS LYNWICK ST RUD, RUDGWICK RH12 3DL. You currently pay by cash – see page two for your payment options.

Meter reading

Water used in cubic metres

3,043 m³

One cubic metre = 1,000 litres
This is equivalent to: 11 baths, 31 (4 min) showers or 166 toilet flushes

Meter number: 11AI0319

Latest reading: 21 May 2021

4 2 5 5 1 . 9 0

Previous reading: 3 Nov 2020

3 9 5 0 9 . 2 0

Your next meter reading is scheduled to take place by 29 Oct 2021

Previous bill's usage
2,663.90 m³

Charges

£4,397.71

Bill date
24 Jun 2021

Billing period
From: 04 November 2020
To: 21 May 2021

Bill type
Metered - Cash

Previous bill's charges
£3,808.86

Future payments

Total payment of

£4,397.71

Payment due by
11 July 2021

To pay your bill
See how to pay on p. 2

Struggling to pay? See p. 3

Water

Period: 04 November 2020 to 31 March 2021

Variable Rate	£1.426 x	2,262.90m³	=	£3,226.90
Standing Charge			=	£8.25

Period: 01 April 2021 to 21 May 2021

Variable Rate	£1.487 x	779.80m³	=	£1,159.56
Standing Charge			=	£3.00
Total Water				**£4,397.71**

Wastewater

Southern Water only supplies your water – we don't take wastewater away from your property.

So, you don't receive any wastewater charges from us.

61546.

Standing Charge:
This covers essential service costs such as sending bills, collecting payments and dealing with enquiries.

760 - M - Document 1 of 1 - 25062021 - 3349741 - 3349786

STA-SWF138-2-1220

WATER for LIFE from Southern Water

Visit our website for live chat or to log into your account
southernwater.co.uk/help

0330 303 0277
Weekdays - 8am to 7pm
Saturday - 8.30am to 2pm

R E HARRISON & SONS
C/O MR TIM HARRISON MR PETER HARRISON
ESTATE OFFICE
PALLINGHURST FARM
RUDWICK
HORSHAM
RH12 3BQ

Your customer number
11271992

Your payment reference
1213 0170 00018

Invoice number
703002258214

603191.
Paid 8.11.21.

Dear R E HARRISON & SONS,

Here's your latest bill based on the meter reading we estimated on 15 October 2021 for: FOUR WINDS WOODSOMES FRM & THE FIRS LYNWICK ST RUD, RUDGWICK RH12 3DL. You currently pay by cash – see page two for your payment options.

Meter reading

Water used in cubic metres

2,545 m³

One cubic metre = 1,000 litres
This is equivalent to: 11 baths, 31 (4 min) showers or 166 toilet flushes

Meter number: 11AI0319

Latest reading: 15 Oct 2021
4 5 0 9 6 . 9 0

Previous reading: 21 May 2021
4 2 5 5 1 . 9 0

Your next meter reading is scheduled to take place by 29 Apr 2022

Previous bill's usage
3,042.70 m³

Charges

£3,793.08

Bill date
29 Oct 2021

Billing period
From: 22 May 2021
To: 15 October 2021

Bill type
Metered - Cash

Previous bill's charges
£4,397.71

Future payments

Total payment of
£3,793.08

Payment due by
13 November 2021

To pay your bill
See how to pay on p. 2

Struggling to pay? See p. 3

Water

Period: 22 May 2021 to 15 October 2021

Variable Rate	£1.487 x	2,545.00m³ =	£3,784.42
Standing Charge		=	£8.66
Total Water			**£3,793.08**

Wastewater

Southern Water only supplies your water – we don't take wastewater away from your property.

So, you don't receive any wastewater charges from us.

Standing Charge:
This covers essential service costs such as sending bills, collecting payments and dealing with enquiries.

889 - M - Document 1 of 1 - 01112021 - 3706813 - 3706840

WATER for LIFE from Southern Water

Visit our website for live chat or to log into your account
southernwater.co.uk/help

0330 303 0277
Weekdays - 8am to 7pm
Saturday - 8.30am to 2pm

R E HARRISON & SONS
C/O MR TIM HARRISON MR PETER HARRISON
ESTATE OFFICE
PALLINGHURST FARM
RUDWICK
HORSHAM
RH12 3BQ

0000/01/0000/0100000/4153537
11353601/0087757/001/002

Your customer number
11271992

Your payment reference
1213 0170 00018

Invoice number
70113243174

Dear R E HARRISON & SONS,

Here's your latest bill based on the meter reading we estimated on 12 April 2022 for: FOUR WINDS WOODSOMES FRM & THE FIRS LYNWICK ST RUD, RUDGWICK RH12 3DL. You currently pay by cash – see page two for your payment options.

Meter reading

Water used in cubic metres

2,641 m³

One cubic metre = 1,000 litres
This is equivalent to: 11 baths, 31 (4 min) showers or 166 toilet flushes

Meter number: 11AI0319

Latest reading: 12 Apr 2022

4 7 7 3 7 . 5 0

Previous reading: 15 Oct 2021

4 5 0 9 6 . 9 0

Your next meter reading is scheduled to take place by 31 Oct 2022

Previous bill's usage
2,545.00 m³

Charges

£3,948.19

Bill date
20 Apr 2022

Billing period
From: 16 October 2021
To: 12 April 2022

Bill type
Metered - Cash

Previous bill's charges
£3,793.08

Future payments

Total payment of

£3,948.19

Payment due by
04 May 2022

To pay your bill
See how to pay on p. 2

Struggling to pay? See p. 3

Water

Period: 16 October 2021 to 31 March 2022

Variable Rate	£1.487 x	2,463.50m³	=	£3,663.22
Standing Charge			=	£9.84

Period: 01 April 2022 to 12 April 2022

Variable Rate	£1.550 x	177.10m³	=	£274.51
Standing Charge			=	£0.62
Total Water				**£3,948.19**

Wastewater

Southern Water only supplies your water – we don't take wastewater away from your property.

So, you don't receive any wastewater charges from us.

65062

Standing Charge:
This covers essential service costs such as sending bills, collecting payments and dealing with enquiries.

Paid £3793.08
So also pay £155.11

1060 - M - Document 1 of 1 - 21042022 - 4153361 - 4153537

STA-SWF138-2 1220

STA-SWF

meter. 09418884 29.09.23 Page 1 of 4
11019.0
is this right
meter at end of Woodsomes drive
on verge Lynwick St.

WATER for LIFE from Southern Water

Visit our website for live chat or to log into your account
southernwater.co.uk/help

0330 303 0277
Weekdays - 8am to 7pm
Saturday - 8.30am to 2pm

R E HARRISON & SONS
C/O MR TIM HARRISON MR PETER HARRISON
ESTATE OFFICE
PALLINGHURST FARM
RUDWICK
HORSHAM
RH12 3BQ

Your customer number
11271992

Your payment reference
1213 0170 00018

Invoice number
711001978076

66982
pcd 17.10.22

Dear R E HARRISON & SONS,

Here's your latest bill based on the meter reading we estimated on 29 September 2022 for: FOUR WINDS WOODSOMES FRM & THE FIRS LYNWICK ST RUD, RUDGWICK RH12 3DL. You currently pay by cash – see page two for your payment options.

Meter reading

Water used in cubic metres

2,709 m³

One cubic metre = 1,000 litres
This is equivalent to: 11 baths, 31 (4 min) showers or 166 toilet flushes

Meter number: 11AI0319

Latest reading: 29 Sep 2022

	5	0	4	4	6	. 1 0

Previous reading: 12 Apr 2022

	4	7	7	3	7	. 5 0

Your next meter reading is scheduled to take place by 01 May 2023

Previous bill's usage
2,640.60 m³

Charges

£4,207.09

Bill date
21 Oct 2022

Billing period
From: 13 April 2022
To: 29 September 2022

Bill type
Metered - Cash

Previous bill's charges
£3,948.19

Future payments

Total payment of
£4,207.09

Payment due by
04 November 2022

To pay your bill
See how to pay on p. 2

Struggling to pay? See p. 3

Water

Period: 13 April 2022 to 29 September 2022

Variable Rate	£1.550 x	2,708.60m³ =	£4,198.33
Standing Charge		=	£8.76
Total Water			**£4,207.09**

Wastewater

Southern Water only supplies your water – we don't take wastewater away from your property.

So, you don't receive any wastewater charges from us.

Standing Charge:
This covers essential service costs such as sending bills, collecting payments and dealing with enquiries.

1246 - M - Document 1 of 1 - 24102022 - 4740072 - 4740106

WATER for LIFE from Southern Water

Visit our website for live chat or to log into your account
southernwater.co.uk/help

0330 303 0277
Weekdays - 8am to 6pm

R E HARRISON & SONS
C/O MR TIM HARRISON MR PETER HARRISON
ESTATE OFFICE
PALLINGHURST FARM
RUDWICK
HORSHAM
RH12 3BQ

Your customer number
11271992

Your payment reference
1213 0170 00018

Invoice number
70114463809

Dear R E HARRISON & SONS,

Here's your latest bill based on the meter reading you provided us with, taken on 04 June 2024 for: FOUR WINDS WOODSOMES FRM & THE FIRS LYNWICK ST RUD, RUDGWICK RH12 3DL. You currently pay by cash – see page two for your payment options.

Meter reading

Water used in cubic metres

737 m³

One cubic metre = 1,000 litres
This is equivalent to: 11 baths, 31 (4 min) showers or 166 toilet flushes

Meter number: 9418884

Latest reading: 4 Jun 2024

	1	5	0	1	9	0	0

Your meter has been replaced. Please see p. 2 for full details from your reading.

Your next meter reading is scheduled to take place by 31 Oct 2024

Previous bill's usage
2,972.40 m³

Charges

£1,445.41

Bill date
17 Jul 2024

Billing period
From: 18 April 2024
To: 04 June 2024

Bill type
Metered - Cash

Previous bill's charges
£5,174.16

Future payments

Total payment of

£16,063.84

Payment due by
02 August 2024

To pay your bill
See how to pay on p. 2

Struggling to pay? See p. 3

Water

Period: 18 April 2024 to 04 June 2024

Variable Rate	£1.958 x	736.60m³	=	£1,442.26
Standing Charge			=	£3.15
Total Water				**£1,445.41**

Wastewater

Southern Water only supplies your water – we don't take wastewater away from your property.

So, you don't receive any wastewater charges from us.

Standing Charge:
This covers essential service costs such as sending bills, collecting payments and dealing with enquiries.

If you would like to know more about how we calculate our charges, please go to **www.southernwater.co.uk/account/how-we-calculate-your-bill**

1879 - M - Document 4 of 4 - 18072024 - 6686426 - 6686496

STA-SWF138-2-1220

Meter number		Latest reading		Previous reading		Water used
Old	11AI0319	59,718.20	Estimated 19 May 2024	59,217.60	Estimated 17 Apr 2024	500.60 m³
New	9418884	15,019.00	Read 4 Jun 2024	14,783.00	Read 20 May 2024	236.00 m³

Your account summary

Balance brought forward from your last bill	£14,618.43
What you've been charged for From 18 April 2024 to 04 June 2024	£1,445.41
Amount to pay now	**£16,063.84**

How you can pay

You can pay your bill in many different ways – please choose the one that suits you best.
Your payment reference number is **1213 0170 00018**.

Direct Debit

If you'd like to pay by Direct Debit, you can set one up at **southernwater.co.uk/paying-your-bill.**

Debit and credit card

You can pay by card on our website at **southernwater.co.uk/paying-your-bill** or by phoning **0330 303 1263** (24 hours 7 days a week).

Online or telephone banking

When paying online or by telephone banking, quote your payment reference number on the front of your bill. Our bank sort code is **40 02 50** and account number is **91426907.**

At a bank or post office

You can pay at most banks or post offices using the payment slip over the page. This service is free if you pay at a post office, any HSBC branch or your own bank (except Santander or Halifax).

By post

Complete the payment slip over the page and write a cheque made payable to Southern Water. Then post them together to Southern Water Services, PO Box 564, Darlington, DL1 9ZG.

PayPoint

You can pay by cash wherever you see the PayPoint sign. Please take your bill or your payment card with you.

Your water use

Over the last two months your household used an average of 15346 litres a day

You're using £30.75 of water a day on average.

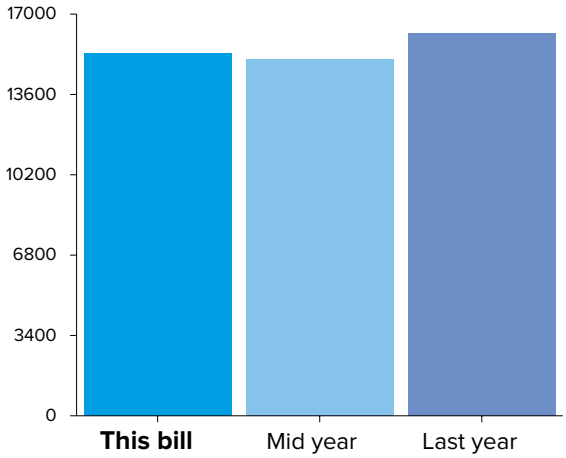

We noticed your water use has increased by 258 litres of water a day on average.

If you use less water, you'll save money on your bill. Find out how you could reduce your usage here:

southernwater.co.uk/save-water

Your water meter is read twice a year. We can read most meters from the street – so you may not have noticed when we read yours.

Appendix J

Farm Water Usage Calculations: Meter Readings

Water Bill - Calculations

ADDRESS: Woodsomes Farm

Meter Number: 09418884

Existing

Date	Reading	Days	Difference (m3)	Difference (litres)	Litres per day
27/12/2023	11757				
28/12/2023	11780	1	23	23000	23,000
29/12/2023	11801	1	21	21000	21,000
02/01/2024	11890	4	89	89000	22,250
03/01/2024	11911	1	21	21000	21,000
04/01/2024	11933	1	22	22000	22,000
05/01/2024	11954	1	21	21000	21,000
08/01/2024	12019	3	65	65000	21,667
09/01/2024	12041	1	22	22000	22,000
10/01/2024	12063	1	22	22000	22,000
11/01/2024	12086	1	23	23000	23,000
12/01/2024	12107	1	21	21000	21,000
15/01/2024	12176	3	69	69000	23,000
16/01/2024	12198	1	22	22000	22,000
17/01/2024	12220	1	22	22000	22,000
18/01/2024	12241	1	21	21000	21,000
19/01/2024	12264	1	23	23000	23,000
22/01/2024	12334	3	70	70000	23,333
23/01/2024	12357	1	23	23000	23,000
26/01/2024	12429	3	72	72000	24,000
29/01/2024	12506	3	77	77000	25,667
30/01/2024	12530	1	24	24000	24,000
01/02/2024	12579	2	49	49000	24,500
02/02/2024	12604	1	25	25000	25,000
05/02/2024	12676	3	72	72000	24,000
06/02/2024	12699	1	23	23000	23,000
07/02/2024	12722	1	23	23000	23,000
08/02/2024	12746	1	24	24000	24,000
09/02/2024	12769	1	23	23000	23,000
12/02/2024	12840	3	71	71000	23,667
14/02/2024	12888	2	48	48000	24,000
16/02/2024	12933	2	45	45000	22,500
19/02/2024	13008	3	75	75000	25,000
20/02/2024	13032	1	24	24000	24,000
23/02/2024	13104	3	72	72000	24,000
26/02/2024	13176	3	72	72000	24,000
28/02/2024	13223	2	47	47000	23,500
29/02/2024	13246	1	23	23000	23,000
01/03/2024	13269	1	23	23000	23,000
16/04/2024	14128	46	859	859000	18,674
22/04/2024	14244	6	116	116000	19,333
29/04/2024	14381	7	137	137000	19,571
07/05/2024	14534	8	153	153000	19,125
13/05/2024	14651	6	117	117000	19,500
28/05/2024	14915	15	264	264000	17,600
03/06/2024	15019	6	104	104000	17,333
10/06/2024	15146	7	127	127000	18,143
17/06/2024	15261	7	115	115000	16,429
	Total	173	3504	3504000	**20,254**

Appendix K

Evidence of Meter Readings: Woodsomes Farm

Woodsomes Meter

Meter Number: 09418884

27.12.23	11757	72
28.12.23	11780	23
29.12.23	11801	21
02.01.24	11890	89
03.01.24	11911	21
04.01.24	11933	22
05.01.24	11954	21
08.01.24	12019	65
09.01.24	12041	22
10.01.24	12063	22
11.01.24	12086	23
12.01.24	12107	21
15.01.24	12176	69
16.01.24	12198	22
17.01.24	12220	22
18.01.24	12241	21
19.01.24	12264	23
22.01.24	12334	70
23.01.24	12357	23

Woodsaves Water Meters 2024

DATE	ROAD MAIN	TOTAL	OUT OF TANK	TOTAL	IN TO TANK	TOTAL
26/1/24	12429	24 m³	NEW METER		[illegible]3	20 m³
29/1/24	12506	77 m³ 25 l	00000	0 m³	01117	64 m³ 21 l
30/1/24	12530	24 m³	00025	25 m³	01137	20 m³
1/2/24	12579	24.5 m³	00078	26.5 m³	01181	22 m³
2/2/24	12604	25 m³	00096	18 m³	01202	21 m³
5/2/24	12676	72 24 m³	00183	87 29 m³	01266	64 21 m³
6/2/24	12699	23 m³	00215	32 m³	01287	21 m³
7/2/24	12722	23 m³	00245	30 m³	01308	21 m³
8/2/24	12746	24 m³	00264	19 m³	01330	22 m³
9/2/24	12769	23 m³	00281	17 m³	01351	21 m³
12/2/24	12840	71 23 m³	00374	93 31 m³	01415	64 21 m³
14/2/24	12888	48 24 m³	00434	60 30 m³	01461	46 23 m³
16/2/24	12933	45 23 m³	00473	20 m³	01502	41 21 m³
19/2/24	13008	75 25 m³	00549	71 24 m³	01567	65 22 m³
20/2/24	13032	24 m³	00575	31 m³	01587	20 m³
23/2/24	13104	72 24 m³	00661	86 28 m³	01654	67 22 m³
26/2/24	13176	72 24 m³	00723	62 20 m³	01719	65 22 m³
28/2/24	13223	47 24 m³	00781	58 29 m³	01763	44 22 m³
29/2/24	13246	23 m³	00811	30 m³	01789	21 m³
1/3/24	13269	23 m³	00829	18 m³	01806	22 m³
16/4/24	14128	859 19 m³	02256	1427 31 m³	02596	790 17 m³
22/4/24	14244	116 19 m³	02451	195 32.5 m³	02705	109 18 m³
29/4/24	14381	137 19.5 m³	02650	199 28 m³	02833	128 18 m³
7/5/24	14534	153 19 m³	02857	207 26 m³	02975	142 18 m³
13/5/24	14651	117 19.5 m³	03055	198 33 m³	03082	107 18 m³

Pictures of the Woodsomes meter from 26/01/24 to 17/06/24

1. 26th January 2024 - 12429



2. 29th January 2024 – 12506



3. 30th January 2024 – 12530



4. 1st February 2024 – 12579



5. 2nd February 2024 – 12604



6. 5th February 2024 – 12676



7. 6th February 2024 – 12699



8. 7th February 2024 – 12722



9. 8th February 2024 – 12746



10. 9th February 2024 – 12769



11. 12th February 2024 – 12840



12. 14th February 2024 – 12888



13. 16th February 2024 – 12933



14. 19th February 2024 – 13008



15. 20th February 2024 – 13032



16. 23rd February 2024 – 13104



17. 26th February 2024 – 13176



18. 28th February 2024 – 13223



19. 29th February 2024 – 13246

20. 1st March 2024 – 13269
21. 16th April 2024 – 14128
22. 22nd April 2024 – 14244



23. 29th April 2024 – 14381



24. 7th May 2024 – 14534



25. 13th May 2024 – 14651



26. 28th May 2024 – 14915



27. 3rd June 2024 – 15019



28. 10th June 2024 – 15146



29. 17th June 2024 – 15261



Appendix L

Additional Meter Readings: Woodsomes Farm

Water Bill - Additional Meter Readings

ADDRESS: Woodsomes Farm

Meter Number: 09418884

Existing

Date	Reading	Days	Difference (m3)	Difference (litres)	Litres per day
12/09/2024	15760				
16/09/2024	15834	4	74	74000	18,500
25/09/2024	15999	9	165	165000	18,333
26/09/2024	16017	1	18	18000	18,000
27/09/2024	16047	1	30	30000	30,000
30/09/2024	16087	3	40	40000	13,333
02/10/2024	16136	2	49	49000	24,500
03/10/2024	16159	1	23	23000	23,000
07/10/2024	16222	4	63	63000	15,750
09/10/2024	16259	2	37	37000	18,500
10/10/2024	16286	1	27	27000	27,000
11/10/2024	16313	1	27	27000	27,000
15/10/2024	16421	4	108	108000	27,000
21/10/2024	16571	6	150	150000	25,000
28/10/2024	16741	7	170	170000	24,286
04/11/2024	16900	7	159	159000	22,714
11/11/2024	17054	7	154	154000	22,000
02/12/2024	17501	21	447	447000	21,286
09/12/2024	17646	7	145	145000	20,714
10/01/2025	18363	32	717	717000	22,406
03/02/2025	18881	24	518	518000	21,583
17/02/2025	19150	14	269	269000	19,214
06/03/2025	19476	17	326	326000	19,176
07/03/2025	19492	1	16	16000	16,000
10/03/2025	19566	3	74	74000	24,667
12/03/2025	19612	2	46	46000	23,000
14/03/2025	19654	2	42	42000	21,000
17/03/2025	19714	3	60	60000	20,000
19/03/2025	19755	2	41	41000	20,500
21/03/2025	19797	2	42	42000	21,000
24/03/2025	19862	3	65	65000	21,667
	Total	193	4102	4102000	**21,254**

Appendix M

Evidence of Meter Readings: Woodsomes Farm Additional

Woodsomes Meter

12/09/24 to 09/12/24

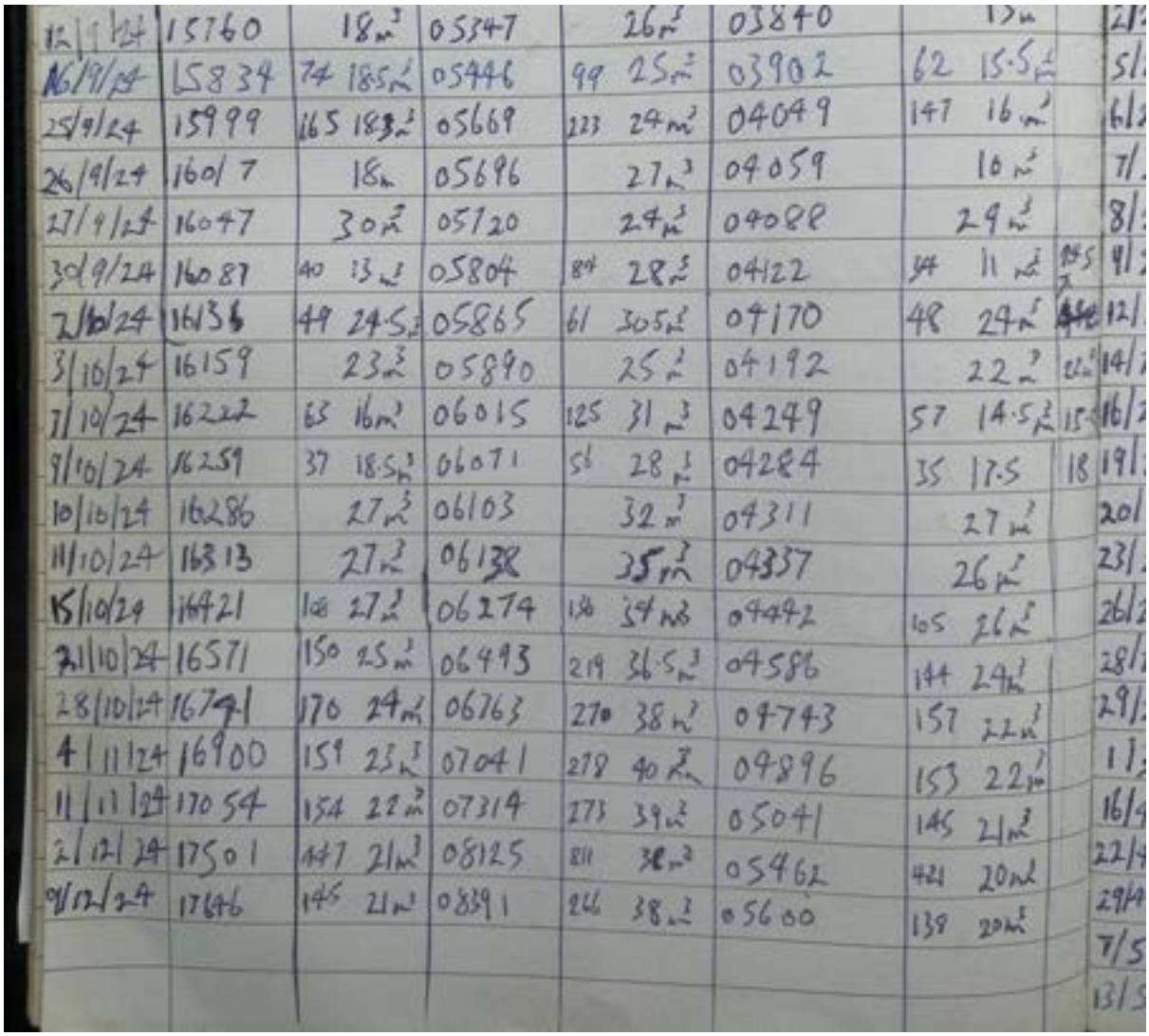

12/9/24	15760	18	05347	26	03840	
16/9/24	15834	74 18.5	05446	99 25	03902	62 15.5
25/9/24	15999	165 18.3	05669	223 24	04049	147 16
26/9/24	16017	18	05696	27	04059	10
27/9/24	16047	30	05720	24	04088	29
30/9/24	16087	40 13	05804	84 28	04122	34 11
2/10/24	16136	49 24.5	05865	61 30.5	04170	48 24
3/10/24	16159	23	05890	25	04192	22
7/10/24	16222	63 16	06015	125 31	04249	57 14.5
9/10/24	16259	37 18.5	06071	56 28	04284	35 17.5
10/10/24	16286	27	06103	32	04311	27
11/10/24	16313	27	06138	35	04337	26
15/10/24	16421	108 27	06274	138 34	04492	105 26
21/10/24	16571	150 25	06493	219 36.5	04586	144 24
28/10/24	16741	170 24	06763	270 38	04743	157 22
4/11/24	16900	159 23.5	07041	278 40	04896	153 22
11/11/24	17054	154 22	07314	273 39	05041	145 21
2/12/24	17501	447 21	08125	811 38	05462	421 20
9/12/24	17646	145 21	08391	266 38	05600	139 20

10/01/25 to 17/02/25

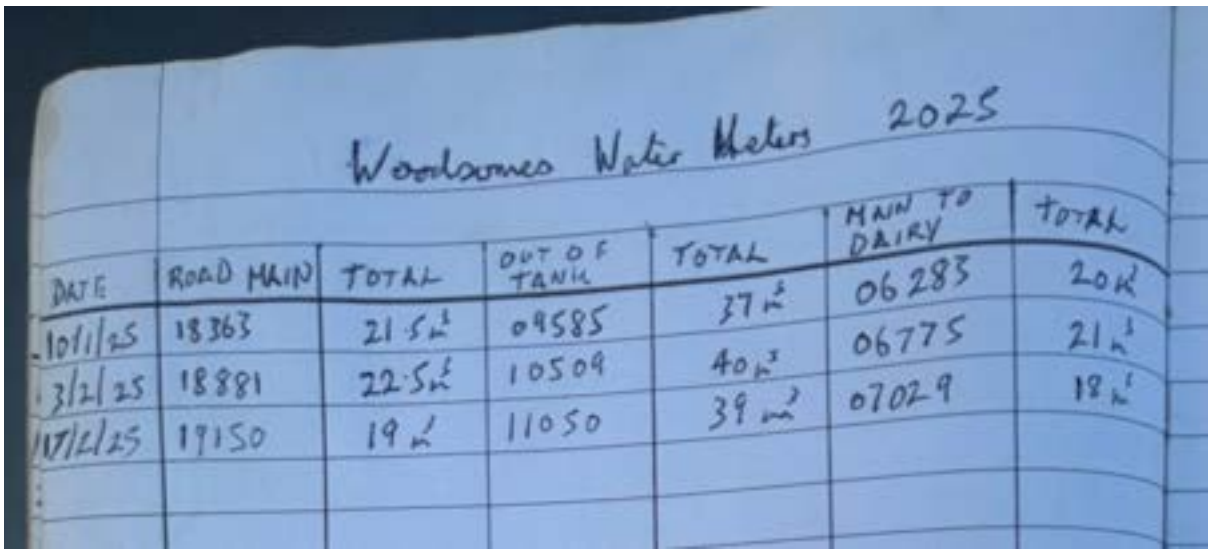

Woodsomes Water Meters 2025

DATE	ROAD MAIN	TOTAL	OUT OF TANK	TOTAL	MAIN TO DAIRY	TOTAL
10/1/25	18363	21.5	09585	37	06283	20
3/2/25	18881	22.5	10509	40	06775	21
17/2/25	19150	19	11050	39	07029	18

10/01/25 to 12/03/25

10/1/25 18363 31
3/2/25 18881 24
17/2/25 19150 14
6/3/25 19476 2
7/3/25 19492
10/3/25 19566
12/3/25 19612

06/03/25 to 24/03/25

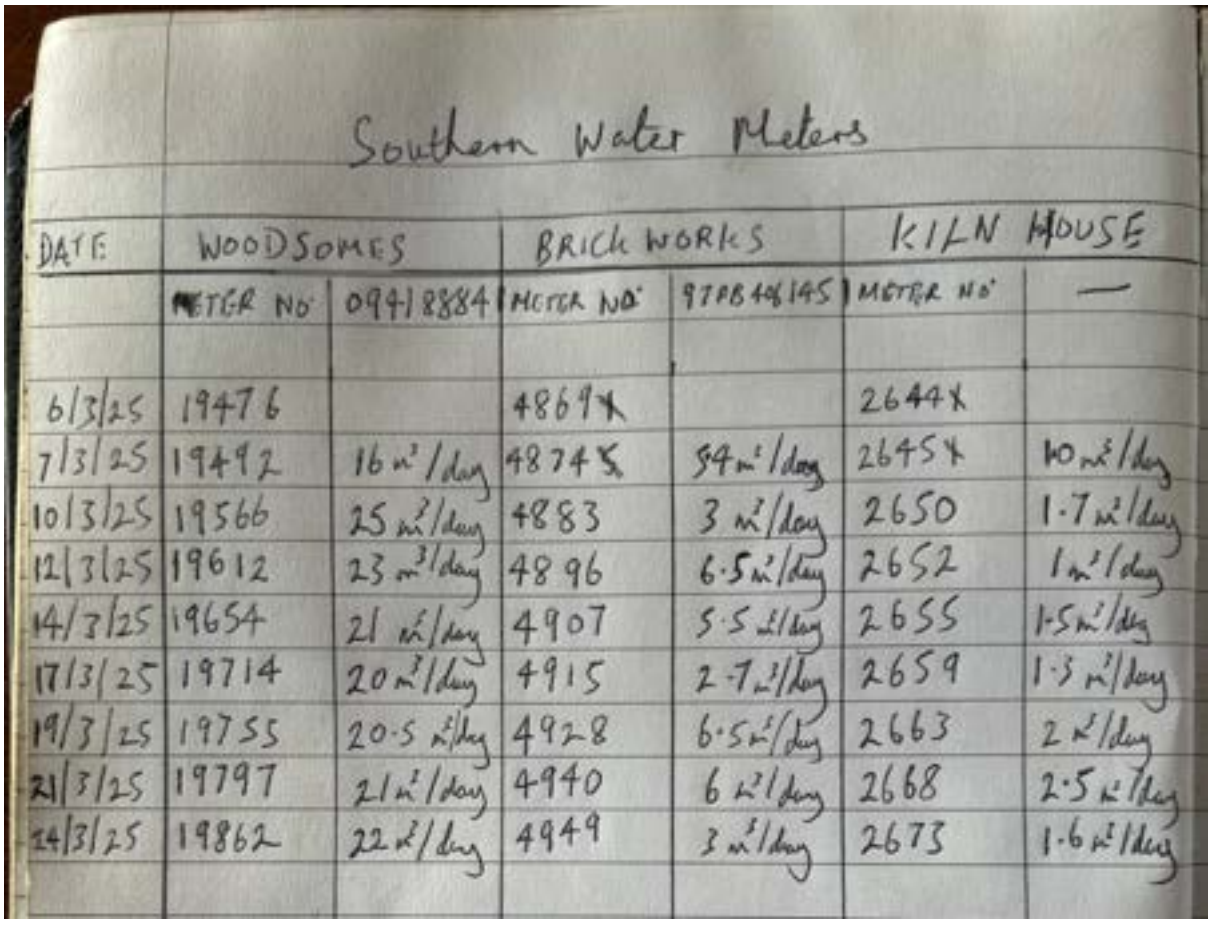

Southern Water Meters

DATE	WOODSOMES		BRICK WORKS		KILN HOUSE	
	METER NO	09418884	METER NO	97PB406145	METER NO	—
6/3/25	19476		4869X		2644X	
7/3/25	19492	16 m³/day	4874X	5.4 m³/day	2645X	1.0 m³/day
10/3/25	19566	25 m³/day	4883	3 m³/day	2650	1.7 m³/day
12/3/25	19612	23 m³/day	4896	6.5 m³/day	2652	1 m³/day
14/3/25	19654	21 m³/day	4907	5.5 m³/day	2655	1.5 m³/day
17/3/25	19714	20 m³/day	4915	2.7 m³/day	2659	1.3 m³/day
19/3/25	19755	20.5 m³/day	4928	6.5 m³/day	2663	2 m³/day
21/3/25	19797	21 m³/day	4940	6 m³/day	2668	2.5 m³/day
24/3/25	19862	22 m³/day	4949	3 m³/day	2673	1.6 m³/day

12th March 2025



24th March 2025



Appendix N

Brickworks Water Usage Calculations

Water Bill - Calculations

ADDRESS: Brickworks

Brickworks 1

Existing

Meter Number: 89012753

Date	Reading	Days	Difference (m3)	Difference (litres)	Litres per day
03/11/2020	616				
15/04/2021	743	163	127	127000	779.14
12/10/2021	960	180	217	217000	1,205.56
04/04/2022	1148	174	188	188000	1,080.46
04/10/2022	1401	183	253	253000	1,382.51
04/04/2023	1623	182	222	222000	1,219.78
04/10/2023	1909	183	286	286000	1,562.84
09/04/2024	2148	188	239	239000	1,271.28
	Total	1253	1532	1532000	**1,222.67**

Brickworks 2A

Existing

Date	Reading	Days	Difference (m3)	Difference (litres)	Litres per day
25/10/2018	428				
24/04/2019	1510	181	1082	1082000	5,977.90
29/10/2020	5096	554	3586	3586000	6,472.92
15/04/2021	6028	168	932	932000	5,547.62
12/10/2021	7216	180	1188	1188000	6,600.00
04/04/2022	8166	174	950	950000	5,459.77
04/10/2022	9216	183	1050	1050000	5,737.70

Brickworks 2B

Meter Number: 97PB406145

04/04/2023	132				
04/10/2023	1305	183	1173	1173000	6,409.84
09/04/2024	2529	188	1224	1224000	6,510.64
	Total Overall	1811	11185	11185000	**6,176.15**

Appendix O

Water Bills: Brickworks

business stream
A SCOTTISH WATER COMPANY

business-stream.co.uk
0330 123 2000
If you have an emergency, please contact your:
Water wholesaler: Southern Water
Waste wholesaler: Southern Water
Visit business-stream.co.uk/wholesaler

BSM-NEW | 000251 | Page 1 of 2 | BILLS | 000251

MR TIM HARRISON
Harrison Rural Partners
BRICKWORKS
LYNWICK STREET
RUDGWICK
HORSHAM RH12 3DG

Customer reference / invoice no
2716887 / 19

Invoice / tax point date: 28 July 2022

Supply address: BRICKWORKS, LYNWICK STREET, RUDGWICK, HORSHAM, RH12 3DG

Supply point ID / waste supply point ID: 3019629640W16 / 3019629640S13

Our VAT number: 945 8508 85

Your water services invoice

4 April - 27 July 2022 (114 days, average £27.05 per day)

YOUR ACCOUNT SUMMARY

Your previous balance	£1,434.29	
Payments received	£1,434.29	CREDIT
Your balance brought forward	**£0.00**	

YOUR CHARGES THIS PERIOD (see page 2 for details)

Water services charges	£3,084.23
VAT	£0.00
Total charges this period	**£3,084.23**

We look forward to receiving your payment of £3,084.23

For ways to pay see page 3→

2022/23 charges

You can find more information on our charges and ways to save water and money on our website.

Visit business-stream.co.uk

11507.

How much water are you using?

If you'd like to reduce the volume of water you're using, check out our water saving tips on our website. You'll also be able to find advice on our website business-stream.co.uk

Estimated invoice

This invoice is based on an estimated read. If we receive an actual read, we will use it to calculate your next bill. You can submit your own readings, as long as it's safe to access your meter, on **business-stream.co.uk/meter-reading**. If your water is not provided by us, we will receive reads from your other supplier.

The water experts

Unless otherwise agreed, Scottish Water Business Stream Ltd provides services to you in accordance with our standard terms and conditions, a copy of which is available here: www.business-stream.co.uk/EnglandWalesTerms. Copies are also available on request. Through your continued receipt and acceptance of our services, you are deemed to have accepted our standard terms and conditions.

20022L00_BSM-NEW | 000251 | Page 1 of 4 | BILLS
NNYNNN00/MQC/SME/0/22

Based on this period your annual carbon consumption is 2,801.99 kgCO2e/yr, based on National Government statistics.

Your charges in detail

Water charges			Units	Rate	VAT	Charge
Fixed water charge						
Yearly fee £203.03	4 Apr 22 - 26 Jul 22		114 days	0.556247	Z	£63.41
Volumetric water charge						
Meter number/meter size: 000089012753 KENT / 20mm Location: 89012753 L OVR DTCH ACCSS VIA CP-97PB406 K 80M PST ENT						
Estimated reading	27 Jul 22	1278				
Actual reading	4 Apr 22	1148				
=Volume used this period			130.00 m³			
Charges	4 Apr 22 - 27 Jul 22		130.00 m³	1.590400	Z	£206.75
Meter number/meter size: 97PB406145 AQUADIS / 20mm Location: ON L UP BNK 80 MTS PST ENT						
Estimated reading	27 Jul 22	8855				
Actual reading	4 Apr 22	8166				
=Volume used this period			689.00 m³			
Charges	4 Apr 22 - 27 Jul 22		689.00 m³	1.590400	Z	£1,095.79
Total water charges						£1,365.95

A yearly fee for the upkeep of external pipes and pumps that supply water to your property.

The charge for the recorded amount of water you've used, measured by your meter.

Waste water charges		Units	Rate	VAT	Charge
Fixed waste water charge					
Yearly fee £24.15	4 Apr 22 - 26 Jul 22	114 days	0.066164	Z	£7.54
Volumetric waste water charge					
Meter number / meter size: 000089012753 KENT / 20mm Location: 89012753 L OVR DTCH ACCSS VIA CP-97PB406 K 80M PST ENT					
Charges based on 95.00 % of water usage figure	4 Apr 22 - 27 Jul 22	123.50 m³	2.171100	Z	£268.13
Meter number / meter size: 97PB406145 AQUADIS / 20mm Location: ON L UP BNK 80 MTS PST ENT					
Charges based on 95.00 % of water usage figure	4 Apr 22 - 27 Jul 22	654.55 m³	2.171100	Z	£1,421.09
Total waste water charges					£1,696.76

A yearly fee for the upkeep of external pipes and pumps that remove waste water from your property.

The charge for the amount of waste water removed from your property, based on a proportion of the water measured by your meter.

Drainage charges		Units	Rate	VAT	Charge
Surface water drainage					
Charges based on the annual charge of £ 22.97	4 Apr 22 - 26 Jul 22	114 days		Z	£7.17
Charges based on the annual charge of £ 22.97	4 Apr 22 - 26 Jul 22	114 days		Z	£7.17
Highway drainage					
Charges based on the annual charge of £ 11.49	4 Apr 22 - 26 Jul 22	114 days		Z	£3.59
Charges based on the annual charge of £ 11.49	4 Apr 22 - 26 Jul 22	114 days		Z	£3.59
Total drainage charges					£21.52

As you drain to the public water and sewerage system you're charged for the cost of collecting and treating rain water from your property.

This covers your contribution to the public roads drainage system and keeping the roads free from flooding.

Subtotal	**£3,084.23**
VAT	£0.00
Total charges this period	**£3,084.23**

VAT on our charges
Most of our services are zero-rated (Z) but some are standard rate (S) or outside scope (O).
See business-stream.co.uk/vat for more information.

20822L00_BSM-NEW | 000251 | Page 2 of 4 | BILLS NNYNNN400MQC/SME/0/22

business

A SCOTTI

business-stream.co.uk

0330 123 2000

If you have an emergency, please contact your:
Water wholesaler: Southern Water
Waste wholesaler: Southern Water
Visit business-stream.co.uk/wholesaler

BSM-NEW | 000364 | Page 1 of 2 | BILLS | 000364

MR TIM HARRISON
Harrison Rural Partners
BRICKWORKS
LYNWICK STREET
RUDGWICK
HORSHAM RH12 3DG

11859.

Customer reference / invoice no
2716887 / 20

Invoice / tax point date: 6 October 2022

Supply address: BRICKWORKS, LYNWICK STREET, RUDGWICK, HORSHAM, RH12 3DG

Supply point ID / waste supply point ID: 3019629640W16 / 3019629640S13

Our VAT number: 945 8508 85

Page 1 of 4

Your water services invoice

27 July - 4 October 2022 (69 days, average £26.43 per day)

YOUR ACCOUNT SUMMARY

Your previous balance	£3,084.23	
Payments received	£3,084.23	CREDIT
Your balance brought forward	£0.00	

YOUR CHARGES THIS PERIOD (see page 2 for details)

Water services charges	£1,823.99
VAT	£0.00
Total charges this period	£1,823.99

We look forward to receiving your payment of £1,823.99

For ways to pay see page 3→

2022/23 charges

You can find more information on our charges and ways to save water and money on our website.

Visit business-stream.co.uk

How much water are you using?



If you'd like to reduce the volume of water you're using, check out our water saving tips on page 4. You'll also be able to find advice on our website business-stream.co.uk Please note, your usage may be based on estimated readings.

Actual meter read

This invoice is based on an actual read. To ensure the accuracy of future bills, you can submit your own readings, as long as it's safe to access your meter, on business-stream.co.uk/meter-reading. If your water is not provided by us, we will receive reads from your other supplier.

The water experts

Unless otherwise agreed, Scottish Water Business Stream Ltd provides services to you in accordance with our standard terms and conditions, a copy of which is available here: www.business-stream.co.uk/EnglandWalesTerms. Copies are also available on request. Through your continued receipt and acceptance of our services, you are deemed to have accepted our standard terms and conditions.

283228.00_BSM-NEW | 000364 | Page 1 of 4 | BILLS
NNVNNNNNDDMDCSMS0022

Based on this period your annual carbon consumption is 2,735.80 kgCO2e/yr, based on National Government statistics.

Your charges in detail

Water charges			Units	Rate	VAT	Charge
Fixed water charge						
Yearly fee £203.03	27 Jul 22 - 3 Oct 22		69 days	0.556247	Z	£38.38
Volumetric water charge						
Meter number/meter size: 000089012753 KENT / 20mm Location: 89012753 L OVR DTCH ACCSS VIA CP-97PB406 K 80M PST ENT						
Actual reading	4 Oct 22	1401				
Estimated reading	27 Jul 22	1278				
=Volume used this period			123.00 m³			
Charges	27 Jul 22 - 4 Oct 22		123.00 m³	1.590400	Z	£195.62
Meter number/meter size: 97PB406145 AQUADIS / 20mm Location: ON L UP BNK 80 MTS PST ENT						
Actual reading	4 Oct 22	9216				
Estimated reading	27 Jul 22	8855				
=Volume used this period			361.00 m³			
Charges	27 Jul 22 - 4 Oct 22		361.00 m³	1.590400	Z	£574.13
Total water charges						£808.13

A yearly fee for the upkeep of external pipes and pumps that supply water to your property.

The charge for the recorded amount of water you've used, measured by your meter.

Waste water charges		Units	Rate	VAT	Charge
Fixed waste water charge					
Yearly fee £24.15	27 Jul 22 - 3 Oct 22	69 days	0.066164	Z	£4.57
Volumetric waste water charge					
Meter number / meter size: 000089012753 KENT / 20mm Location: 89012753 L OVR DTCH ACCSS VIA CP-97PB406 K 80M PST ENT					
Charges based on 95.00 % of water usage figure	27 Jul 22 - 4 Oct 22	116.85 m³	2.171100	Z	£253.69
Meter number / meter size: 97PB406145 AQUADIS / 20mm Location: ON L UP BNK 80 MTS PST ENT					
Charges based on 95.00 % of water usage figure	27 Jul 22 - 4 Oct 22	342.95 m³	2.171100	Z	£744.58
Total waste water charges					£1,002.84

A yearly fee for the upkeep of external pipes and pumps that remove waste water from your property.

The charge for the amount of waste water removed from your property, based on a proportion of the water measured by your meter.

Drainage charges		Units	Rate	VAT	Charge
Surface water drainage					
Charges based on the annual charge of £ 22.97	27 Jul 22 - 3 Oct 22	69 days		Z	£4.34
Charges based on the annual charge of £ 22.97	27 Jul 22 - 3 Oct 22	69 days		Z	£4.34
Highway drainage					
Charges based on the annual charge of £ 11.49	27 Jul 22 - 3 Oct 22	69 days		Z	£2.17
Charges based on the annual charge of £ 11.49	27 Jul 22 - 3 Oct 22	69 days		Z	£2.17
Total drainage charges					£13.02

As you drain to the public water and sewerage system you're charged for the cost of collecting and treating rain water from your property.

This covers your contribution to the public roads drainage system and keeping the roads free from flooding.

Subtotal	**£1,823.99**
VAT	£0.00
Total charges this period	**£1,823.99**

VAT on our charges
Most of our services are zero-rated (Z) but some are standard rate (S) or outside scope (O).
See business-stream.co.uk/vat for more information.

28322L00_BSM-NEW | 000364 | Page 2 of 4 | BILLS
NNYNNNNN00MOC15M/0/22

business stream
A SCOTTISH WATER COMPANY

business-stream.co.uk
0330 123 2000
If you have an emergency, please contact your:
Water wholesaler: Southern Water
Waste wholesaler: Southern Water
Visit business-stream.co.uk/wholesaler

BSM-NEW | 000805 | Page 1 of 2 | BILLS | 000805

MR TIM HARRISON
Harrison Rural Partners
BRICKWORKS
LYNWICK STREET
RUDGWICK
HORSHAM RH12 3DG

Customer reference / invoice no
2716887 / 21

Invoice / tax point date: 21 January 2023

Supply address: BRICKWORKS, LYNWICK STREET, RUDGWICK, HORSHAM, RH12 3DG

Supply point ID / waste supply point ID: 3019629640W16 / 3019629640S13

Our VAT number: 945 8508 85

Your water services invoice

4 October 2022 - 20 January 2023 (108 days, average £25.77 per day)

YOUR ACCOUNT SUMMARY

Your previous balance	£1,823.99	
Payments received	£1,823.99	CREDIT
Your balance brought forward	£0.00	

YOUR CHARGES THIS PERIOD (see page 2 for details)

Water services charges	£2,783.49
VAT	£0.00
Total charges this period	£2,783.49

We look forward to receiving your payment of £2,783.49

For ways to pay see page 3→

12402.

2022/23 charges

You can find more information on our charges and ways to save water and money on our website.

Visit business-stream.co.uk

How much water are you using?

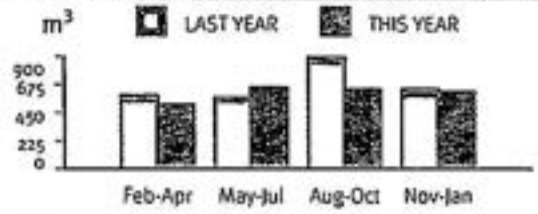

If you'd like to reduce the volume of water you're using, check out our water saving tips on page 4. You'll also be able to find advice on our website business-stream.co.uk Please note, your usage may be based on estimated readings.

Estimated invoice

This invoice is based on an estimated read. If we receive an actual read, we will use it to calculate your next bill. You can submit your own readings, as long as it's safe to access your meter, on business-stream.co.uk/meter-reading. If your water is not provided by us, we will receive reads from your other supplier.

The water experts

Unless otherwise agreed, Scottish Water Business Stream Ltd provides services to you in accordance with our standard terms and conditions, a copy of which is available here: www.business-stream.co.uk/EnglandWalesTerms. Copies are also available on request. Through your continued receipt and acceptance of our services, you are deemed to have accepted our standard terms and conditions.

022210_BSM-NEW | 000805 | Page 1 of 1 | BILLS
MMMM

Based on this period your annual carbon consumption is 2,665.14 kgCO2e/yr. based on National Government statistics.

Your charges in detail

Water charges		Units	Rate	VAT	Charge
Fixed water charge					
Yearly fee £203.03	4 Oct 22 - 19 Jan 23	108 days	0.556247	Z	£60.07

A yearly fee for the upkeep of external pipes and pumps that supply water to your property.

Volumetric water charge

The charge for the recorded amount of water you've used, measured by your meter.

Meter number/meter size: 000089012753 KENT / 20mm Location: 89012753 L OVR DTCH ACCSS VIA CP-97PB406 K 80M PST ENT

Estimated reading	20 Jan 23	1534			
Actual reading	4 Oct 22	1401			
=Volume used this period		133.00 m³			
Charges	4 Oct 22 - 20 Jan 23	133.00 m³	1.590400	Z	£211.52

Meter number/meter size: 97PB406145 AQUADIS / 20mm Location: ON L UP BNK 80 MTS PST ENT

Estimated reading	20 Jan 23	9821			
Actual reading	4 Oct 22	9216			
=Volume used this period		605.00 m³			
Charges	4 Oct 22 - 20 Jan 23	605.00 m³	1.590400	Z	£962.19

Total water charges £1,233.78

Waste water charges		Units	Rate	VAT	Charge
Fixed waste water charge					
Yearly fee £24.15	4 Oct 22 - 19 Jan 23	108 days	0.066164	Z	£7.15

A yearly fee for the upkeep of external pipes and pumps that remove waste water from your property.

Volumetric waste water charge

The charge for the amount of waste water removed from your property, based on a proportion of the water measured by your meter.

Meter number / meter size: 000089012753 KENT / 20mm Location: 89012753 L OVR DTCH ACCSS VIA CP-97PB406 K 80M PST ENT

Charges	4 Oct 22 - 20 Jan 23	126.35 m³	2.171100	Z	£274.32
based on 95.00 % of water usage figure					

Meter number / meter size: 97PB406145 AQUADIS / 20mm Location: ON L UP BNK 80 MTS PST ENT

Charges	4 Oct 22 - 20 Jan 23	574.75 m³	2.171100	Z	£1,247.84
based on 95.00 % of water usage figure					

Total waste water charges £1,529.31

Drainage charges		Units	Rate	VAT	Charge
Surface water drainage					
Charges	4 Oct 22 - 19 Jan 23	108 days		Z	£6.80
based on the annual charge of £ 22.97					
Charges	4 Oct 22 - 19 Jan 23	108 days		Z	£6.80
based on the annual charge of £ 22.97					

As you drain to the public water and sewerage system, you're charged for the cost of collecting and treating rain water from your property.

Highway drainage

This covers your contribution to the public roads drainage system and keeping the roads free from flooding.

Charges	4 Oct 22 - 19 Jan 23	108 days		Z	£3.40
based on the annual charge of £ 11.49					
Charges	4 Oct 22 - 19 Jan 23	108 days		Z	£3.40
based on the annual charge of £ 11.49					

Total drainage charges £20.40

Subtotal	£2,783.49
VAT	£0.00
Total charges this period	**£2,783.49**

VAT on our charges
Most of our services are zero-rated (Z) but some are standard rate (S) or outside scope (O).
See business-stream.co.uk/vat for more information.

022230_BSK-NEW | 000005 | Page 2 of 4 | BKLS
NNNN

business stream
A SCOTTISH WATER COMPANY

business-stream.co.uk

0330 123 2000

For emergencies, please contact your:
Water wholesaler: Southern Water
Waste wholesaler: Southern Water
Visit **business-stream.co.uk/emergencies**

Customer reference / invoice no
2716887 / 2187830

MR TIM HARRISON
Harrison Rural Partners
BRICKWORKS
LYNWICK STREET
RUDGWICK
HORSHAM
RH12 3DG

1B/014771
38500/00109

Invoice / tax point date: 21 April 2023

Supply address: HOPPER 35M FROM CUSTOM CARPET CO LTD, UNIT 4J, RUDGWICK BRIC LYNWICK STREET, RUDGWICK RUDGWICK, WEST SUSSEX, RH12 3DG

Supply point ID: water / waste water: 3019629640W16 / 3019629640S13

Our VAT number: 945 8508 85

Your water services invoice

20 January - 20 April 2023 (91 days, average £22.66 per day)

Your account summary

Your previous balance	£2,783.49	
Payments received	£2,783.49	CREDIT
Your balance brought forward	**£0.00**	

Your charges this period (see page 2 for details)

Water services charges	£2,062.09
VAT	£0.00
Total charges this period	**£2,062.09**

We look forward to receiving your payment of £2,062.09

12714.

paid 2 05 23.

Changes to your 2023/24 charges

Like all water retailers, we review our charges every year. As a result, you'll see some changes to the charges included in your bill from 1 April 2023. Find out more information at business-stream.co.uk/charges

Carbon consumption

Based on this period your annual carbon consumption is 2128.49kgCO2e/yr, based on National Government statistics.

S100331-2 / GMSW801 / TSGL / 002 / 019171 / 323746 / 014771 / 1B / 014771 / 1 of 2 / 1

Ways to pay

Direct Debit	Online	By phone	By bank transfer	Payment slip
Paying by Direct Debit is the quickest and easiest way to pay your bills. Visit business-stream.co.uk/direct-debit or call us on 0330 123 2000 .	Visit business-stream.co.uk/pay online with your debit or credit card details.	Call 0330 123 2000 to pay over the phone using your debit or credit card details.	Sort code: 30-00-02. Account number: 03029919. Account name: Business Stream Revenue Account. Please include this reference number: 2716887 / 2187830	Complete the enclosed payment slip and present it, with your invoice, to your bank branch or to a post office, to pay by cash, card or cheque. You may be charged for this service.

Alternatively, you can send a cheque, and the completed payment slip enclosed, to Business Stream, PO Box (17381), Edinburgh EH12 1GT. Cheques should be payable to 'Business Stream' and include your customer reference number on the back. Please don't send cash in the post and allow 10 days for payment to be processed. For more information, visit business-stream.co.uk/ways-to-pay

Scottish Water Business Stream Limited trading as Business Stream. Registered in Scotland. Company no. SC294924. Registered office address and principal place of business: 7 Lochside View, Edinburgh, EH12 9DH. Ofwat, the Water Services Regulation, is the regulator of the water sector in England and Wales. For more information visit ofwat.gov.uk. Unless otherwise agreed, Scottish Water Business Stream Ltd provides services to you in accordance with our standard terms and conditions, a copy of which is available at business-stream.co.uk/yorkshire/useful-info. Copies are also available on request. Through your continued receipt and acceptance of our services, you are

Your charges in detail

Water charges			Units	Rate	VAT	Charge
Fixed water charge [redacted]						
Yearly fee £203.03	20 Jan 23 - 31 Mar 23		71 days	0.556247	Z	£39.49
Yearly fee £121.11	1 Apr 23 - 20 Apr 23		20 days	0.330902	Z	£6.62
Volumetric water charge [redacted]						
Meter number / meter size: 089012753 / 20mm						
Actual reading	4 Apr 23	1623				
Estimated reading	20 Jan 23	1534				
= volume used this period			89 m³			
Charges	20 Jan 23 - 31 Mar 23		85.392 m³	1.5904	Z	£135.81
Charges	1 Apr 23 - 3 Apr 23		3.608 m³	1.8248	Z	£6.58
Estimated reading	21 Apr 23	1647				
Actual reading	4 Apr 23	1623				
= volume used this period			24 m³			
Charges	4 Apr 23 - 20 Apr 23		24 m³	1.8248	Z	£43.80
Meter number / meter size: 97PB406145 / 20mm						
Actual reading	4 Apr 23	132				
Estimated reading	20 Jan 23	9821				
= volume used this period			311 m³			
Charges	20 Jan 23 - 31 Mar 23		298.392 m³	1.5904	Z	£474.56
Charges	1 Apr 23 - 3 Apr 23		12.608 m³	1.8248	Z	£23.01
Estimated reading	21 Apr 23	230				
Actual reading	4 Apr 23	132				
= volume used this period			98 m³			
Charges	4 Apr 23 - 20 Apr 23		98 m³	1.8248	Z	£178.83
Total water charges						**£908.70**

This is a fee for the upkeep of external pipes and pumps that supply water to your premises.

This is a charge for the amount of water you've used, as recorded by your water meter. The rate you are charged can vary based on your location and your water consumption. Find out more at: business-stream.co.uk/yorkshire/useful-info

Waste water & drainage charges			Units	Rate	VAT	Charge
Fixed waste water charge						
Yearly fee £24.15	20 Jan 23 - 19 Feb 23		31 days	0.066164	Z	£2.05
Yearly fee £7.40	20 Feb 23 - 31 Mar 23		40 days	0.020274	Z	£0.81
Yearly fee £52.58	1 Apr 23 - 20 Apr 23		20 days	0.143661	Z	£2.87
Volumetric waste water charge						
Meter number / meter size: 089012753 / 20mm						
Charges	20 Jan 23 - 19 Feb 23		35.42 m³	2.1711	Z	£76.90
Based on 95.00% of water usage figure						
Charges	20 Feb 23 - 31 Mar 23		26.557 m³	2.2252	Z	£59.09
Based on 95.00% of water usage figure						
Charges	1 Apr 23 - 3 Apr 23		22.573 m³	2.2758	Z	£51.37
Based on 95.00% of water usage figure						
Charges	4 Apr 23 - 20 Apr 23		18.051 m³	2.4043	Z	£43.40
Based on 95.00% of water usage figure						
Charges	4 Apr 23 - 20 Apr 23		4.749 m³	2.2758	Z	£10.81
Based on 95.00% of water usage figure						
Meter number / meter size: 97PB406145 / 20mm						
Charges	20 Jan 23 - 19 Feb 23		123.77 m³	2.1711	Z	£268.72
Based on 95.00% of water usage figure						
Charges	20 Feb 23 - 31 Mar 23		92.8 m³	2.2252	Z	£206.50
Based on 95.00% of water usage figure						
Charges	1 Apr 23 - 3 Apr 23		78.88 m³	2.4043	Z	£189.65
Based on 95.00% of water usage figure						
Charges	4 Apr 23 - 20 Apr 23		93.1 m³	2.4043	Z	£223.84
Based on 95.00% of water usage figure						
Surface water drainage						
Charges	20 Jan 23 - 31 Mar 23		71 days		Z	£4.47
Based on the annual charge of £22.97						
Charges	20 Jan 23 - 31 Mar 23		71 days		Z	£4.47
Based on the annual charge of £22.97						
Charges	1 Apr 23 - 20 Apr 23		20 days		Z	£1.32
Based on the annual charge of £24.19						

This is a fee for the upkeep of external pipes and pumps that remove waste water from your premises.

This is the amount of water that we estimate goes down your drain based on a proportion of the water consumption recorded by your water meter. In general, waste water is charged between 90% and 100% of your recorded water use.

This is a fee for the cost of collecting and treating rain water which goes in to the public water and sewerage system from your premises.

Continues on next page >

S109331-2 / OMSWB01 / TSOL / 002 / 019172 / 323748 / 014771 / 1B / 014771 / 1 of 2 / 1

Your charges in detail (continued)

Charges	1 Apr 23 - 20 Apr 23	20 days	Z	£1.32
Based on the annual charge of £24.19				
Highway drainage				
Charges	20 Jan 23 - 31 Mar 23	71 days	Z	£2.24
Based on the annual charge of £11.49				
Charges	20 Jan 23 - 31 Mar 23	71 days	Z	£2.24
Based on the annual charge of £11.49				
Charges	1 Apr 23 - 20 Apr 23	20 days	Z	£0.66
Based on the annual charge of £12.09				
Charges	1 Apr 23 - 20 Apr 23	20 days	Z	£0.66
Based on the annual charge of £12.09				
Total waste water and drainage charges				**£1,153.39**

This is a fee for the upkeep of the public roads drainage system and road flooding prevention.

Subtotal	**£2,062.09**
VAT	£0.00
Total charges this period	**£2,062.09**

Most of our services are zero-rated (Z) but some are standard rate (S) or outside scope (O). See business-stream.co.uk/vat for more information.

business
A SCOTTISH

business-stream.co.uk

0330 123 2000

For emergencies, please contact your:
Water wholesaler: Southern Water
Waste wholesaler: Southern Water
Visit **business-stream.co.uk/emergencies**

MR TIM HARRISON
Harrison Rural Partners
BRICKWORKS
LYNWICK STREET
RUDGWICK
HORSHAM
RH12 3DG

1B/010573
38500/00087

P'd 04.09.23
13153.

Customer reference / invoice no
2716887 / 2905051

Invoice / tax point date: 21 July 2023

Supply address: HOPPER 35M FROM CUSTOM CARPET CO LTD, UNIT 4J, RUDGWICK BRIC LYNWICK STREET, RUDGWICK RUDGWICK, WEST SUSSEX, RH12 3DG

Supply point ID: water / waste water:
3019629640W16 / 3019629640S13

Our VAT number: 945 8508 85

Your water services invoice

21 April - 20 July 2023 (91 days, average £23.86 per day)

Your account summary

Your previous balance	£2,062.09	
Payments received	£2,062.09	CREDIT
Your balance brought forward	**£0.00**	

Your charges this period (see page 2 for details)

Water services charges	£2,321.57	
Sundry charges	£150.00	CREDIT
VAT	£0.00	
Total charges this period	**£2,171.57**	

We look forward to receiving your payment of £2,171.57

Water efficiency toolkit

We're committed to supporting our customers to reduce their water usage by up to 20%. Download our free water efficiency workplace tools at **business-stream.co.uk/water-efficiency**

Carbon consumption

Based on this period your annual carbon consumption is **2258.97kgCO2e/yr**, based on National Government statistics.

8113575-2 / GMSW801 / HSY8 / 002 / 002315 / 660153 / 010573 / 1B / 010573 / 1 of 2 / 1

Ways to pay

Direct Debit	Online	By phone	By bank transfer	Payment slip
Paying by Direct Debit is the quickest and easiest way to pay your bills. Visit **business-stream.co.uk/direct-debit** or call us on **0330 123 2000**.	Visit **business-stream.co.uk/pay online** with your debit or credit card details.	Call **0330 123 2000** to pay over the phone using your debit or credit card details.	**Sort code:** 30-00-02. **Account number:** 03029919. **Account name:** Business Stream Revenue Account. Please include this reference number: 2716887 / 2905051	Complete the enclosed **payment slip** and present it, with your invoice, to your bank branch or to a post office, to pay by cash, card or cheque. You may be charged for this service.

Alternatively, you can send a cheque, and the completed payment slip enclosed, to Business Stream, PO Box (17381), Edinburgh EH12 2GT. Cheques should be payable to 'Business Stream' and include your customer reference number on the back. Please don't send cash in the post and allow 10 days for payment to be processed. For more information, visit business-stream.co.uk/ways-to-pay

Scottish Water Business Stream Limited trading as Business Stream. Registered in Scotland. Company no. SC294924. Registered office address and principal place of business: 7 Lochside View, Edinburgh, EH12 9DH. Ofwat, the Water Services Regulation, is the regulator of the water sector in England and Wales. For more information visit ofwat.gov.uk. Unless otherwise agreed, Scottish Water Business Stream Ltd provides services to you in accordance with our standard terms and conditions, a copy of which is available at business-stream.co.uk/yorkshire/useful-info. Copies are also available on request. Through your continued receipt and acceptance of our services, you are deemed to have accepted our standard terms and conditions.

Your charges in detail

Water charges			Units	Rate	VAT	Charge
Fixed water charge						
Yearly fee £121.11	21 Apr 23 - 20 Jul 23		91 days	0.330902	Z	£30.11

This is a fee for the upkeep of external pipes and pumps that supply water to your premises.

Volumetric water charge

This is a charge for the amount of water you've used as recorded by your water meter. The rate you are charged can vary based on your location and your water consumption. Find out more at business-stream.co.uk/yorkshire/useful-info

Meter number / meter size: 089012753 / 20mm

Estimated reading	21 Jul 23	1755				
Estimated reading	21 Apr 23	1647				
= volume used this period			108 m³			
Charges	21 Apr 23 - 20 Jul 23		108 m³	1.8248	Z	£197.08

Meter number / meter size: 97PB406145 / 20mm

Estimated reading	21 Jul 23	676				
Estimated reading	21 Apr 23	230				
= volume used this period			446 m³			
Charges	21 Apr 23 - 20 Jul 23		446 m³	1.8248	Z	£813.86

Total water charges **£1,041.05**

Waste water & drainage charges			Units	Rate	VAT	Charge
Fixed waste water charge						
Yearly fee £52.58	21 Apr 23 - 20 Jul 23		91 days	0.143661	Z	£13.07

This is a fee for the upkeep of external pipes and pumps that remove wastewater from your premises.

Volumetric waste water charge

This is the amount of water that we estimate goes down your drain based on a proportion of the water consumption recorded by your water meter. In general, waste water is charged between 90% and 100% of your recorded water use.

Meter number / meter size: 089012753 / 20mm

Charges	21 Apr 23 - 20 Jul 23		102.6 m³	2.2758	Z	£233.50
Based on 95.00% of water usage figure						

Meter number / meter size: 97PB406145 / 20mm

Charges	21 Apr 23 - 20 Jul 23		401.983 m³	2.4043	Z	£966.49
Based on 95.00% of water usage figure						
Charges	21 Apr 23 - 20 Jul 23		21.717 m³	2.2758	Z	£49.42
Based on 95.00% of water usage figure						

Surface water drainage

This is a fee for the cost of collecting and treating rainwater that goes to the public water and sewerage system from your premises.

Charges	21 Apr 23 - 20 Jul 23		91 days		Z	£6.01
Based on the annual charge of £24.19						
Charges	21 Apr 23 - 20 Jul 23		91 days		Z	£6.01
Based on the annual charge of £24.19						

Highway drainage

This is a fee for the upkeep of the public roads drainage system and road flooding prevention.

Charges	21 Apr 23 - 20 Jul 23		91 days		Z	£3.01
Based on the annual charge of £12.09						
Charges	21 Apr 23 - 20 Jul 23		91 days		Z	£3.01
Based on the annual charge of £12.09						

Total waste water and drainage charges **£1,280.52**

Sundry charges			Units	Rate	VAT	Charge
13/05/23 - Supply Interruption - 3 to 24 hours					Z	-£150.00

This is a charge for any provisions other than the main service(s) we provide to you.

Total sundry charges **£150.00**

Subtotal	**£2,171.57**
VAT	£0.00
Total charges this invoice	**£2,171.57**

Most of our services are zero-rated (Z) but some are standard rate (S) or outside scope (O). See business-stream.co.uk/vat for more information.

813576-2 / GMSVB01 / HSVB / 002 / 002316 / 990183 / 010573 / 1B / 010573 / 1 of 2 / 1

business stream
A SCOTTISH WATER COMPANY

business-stream.co.uk

0330 123 2000

For emergencies, please contact your:
Water wholesaler: Southern Water
Waste wholesaler: Southern Water
Visit **business-stream.co.uk/emergencies**

Customer reference / invoice no
2716887 / 3538136

MR TIM HARRISON
Harrison Rural Partners
BRICKWORKS
LYNWICK STREET
RUDGWICK
HORSHAM
RH12 3DG

1B/019195
38500/00127

13515

Invoice / tax point date: 21 October 2023

Supply address: HOPPER 35M FROM CUSTOM CARPET CO LTD, UNIT 4J, RUDGWICK BRIC LYNWICK STREET, RUDGWICK RUDGWICK, WEST SUSSEX, RH12 3DG

Supply point ID: water / waste water:
3019629640W16 / 3019629640S13

Our VAT number: 945 8508 85

Your water services invoice

21 July - 20 October 2023 (92 days, average £40.24 per day)

Your account summary

Your previous balance	£2,171.57	
Payments received	£2,171.57	CREDIT
Your balance brought forward	**£0.00**	

Your charges this period (see page 2 for details)

Water services charges	£3,702.66
VAT	£0.00
Total charges this period	**£3,702.66**

We look forward to receiving your payment of £3,702.66

paid 1/11/23.

Customer support hub

We're here to help and we're committed to making a positive difference to our customers, so you can save water, save time, and save money. Find out more in our Support Hub. Visit **business-stream.co.uk/customer-support**

Carbon consumption

Based on this period your annual carbon consumption is **3589.59kgCO2e/yr**, based on National Government statistics.

Ways to pay

Direct Debit
Paying by Direct Debit is the quickest and easiest way to pay your bills. Visit **business-stream.co.uk/direct-debit** or call us on **0330 123 2000**.

Online
Visit **business-stream.co.uk/pay online** with your debit or credit card details.

By phone
Call **0330 123 2000** to pay over the phone using your debit or credit card details.

By bank transfer
Sort code: 30-00-02.
Account number: 03029919.
Account name: Business Stream Revenue Account.
Please include this reference number: 2716887 / 3538136

Payment slip
Complete the enclosed payment slip and present it, with your invoice, to your bank branch or to a post office, to pay by cash, card or cheque. You may be charged for this service.

Alternatively, you can send a cheque, and the completed payment slip enclosed, to Business Stream, PO Box (17381), Edinburgh EH12 1GT. Cheques should be payable to 'Business Stream' and include your customer reference number on the back. Please don't send cash in the post and allow 10 days for payment to be processed. For more information, visit business-stream.co.uk/ways-to-pay

Naturally *different.*

Scottish Water Business Stream Limited trading as Business Stream. Registered in Scotland. Company no. SC294924. Registered office address and principal place of business: 1-3 Lochside Crescent, Edinburgh, EH12 9SE. Ofwat, the Water Services Regulation Authority, is the regulator of the water sector in England and Wales. For more information visit ofwat.gov.uk. Unless otherwise agreed, Scottish Water Business Stream Ltd provides services to you in accordance with our standard terms and conditions, a copy of which is available at business-stream.co.uk/terms. Copies are also available on request. Through your continued receipt and acceptance of our services, you are deemed to have accepted our standard terms and conditions.

S117035-2 / GNSWB01 / VOZQ / 002 / 037015 / 794521 / 019195 / 1B / 019195 / 1 of 2 / 1

Your charges in detail

Water charges		Units	Rate	VAT	Charge
Fixed water charge					
Yearly fee £121.11	21 Jul 23 - 20 Oct 23	92 days	0.330902	Z	£30.44

This is a fee for the upkeep of external pipes and pumps that supply water to your premises.

Volumetric water charge

This is a charge for the amount of water you've used, as recorded by your water meter. The rate you are charged can vary based on your location and your water consumption. Find out more at business.stream.co.uk/yorkshire/useful-info

Meter number / meter size: 089012753 / 20mm

Actual reading	4 Oct 23	1909				
Estimated reading	21 Jul 23	1755				
= volume used this period			154 m³			
Charges	21 Jul 23 - 3 Oct 23		154 m³	1.8248	Z	£281.02
Estimated reading	21 Oct 23	1930				
Actual reading	4 Oct 23	1909				
= volume used this period			21 m³			
Charges	4 Oct 23 - 20 Oct 23		21 m³	1.8248	Z	£38.32

175

Meter number / meter size: 97PB406145 / 20mm

Actual reading	4 Oct 23	1305				
Estimated reading	21 Jul 23	676				
= volume used this period			629 m³			
Charges	21 Jul 23 - 3 Oct 23		629 m³	1.8248	Z	£1,147.80
Estimated reading	21 Oct 23	1391				
Actual reading	4 Oct 23	1305				
= volume used this period			86 m³			
Charges	4 Oct 23 - 20 Oct 23		86 m³	1.8248	Z	£156.93

715

Total water charges **£1,654.51**

Waste water & drainage charges		Units	Rate	VAT	Charge
Fixed waste water charge					
Yearly fee £52.58	21 Jul 23 - 20 Oct 23	92 days	0.143661	Z	£13.22

This is a fee for the upkeep of external pipes and pumps that remove waste water from your premises.

Volumetric waste water charge

This is the amount of water that we estimate goes down your drain based on a proportion of the water consumption recorded by your water meter. In general, waste water is charged between 90% and 100% of your recorded water use.

Meter number / meter size: 089012753 / 20mm

Charges	21 Jul 23 - 3 Oct 23	20.617 m³	2.4043	Z	£49.57
Based on 95.00% of water usage figure					
Charges	21 Jul 23 - 3 Oct 23	125.683 m³	2.2758	Z	£286.03
Based on 95.00% of water usage figure					
Charges	4 Oct 23 - 20 Oct 23	19.95 m³	2.4043	Z	£47.97
Based on 95.00% of water usage figure					

Meter number / meter size: 97PB406145 / 20mm

Charges	21 Jul 23 - 3 Oct 23	597.55 m³	2.4043	Z	£1,436.69
Based on 95.00% of water usage figure					
Charges	4 Oct 23 - 20 Oct 23	81.7 m³	2.4043	Z	£196.43
Based on 95.00% of water usage figure					

Surface water drainage

This is a fee for the cost of collecting and treating rain water which goes in to the public water and sewerage system from your premises.

Charges	21 Jul 23 - 20 Oct 23	92 days		Z	£6.08
Based on the annual charge of £24.19					
Charges	21 Jul 23 - 20 Oct 23	92 days		Z	£6.08
Based on the annual charge of £24.19					

Highway drainage

This is a fee for the upkeep of the public roads drainage system and road flooding prevention.

Charges	21 Jul 23 - 20 Oct 23	92 days		Z	£3.04
Based on the annual charge of £12.09					
Charges	21 Jul 23 - 20 Oct 23	92 days		Z	£3.04
Based on the annual charge of £12.09					

Total waste water and drainage charges **£2,048.15**

Continues on next page >

S117035-2 / GMSW801 / VQZQ / 002 / 037016 / 794521 / 019195 / 1B / 019195 / 1 of 2 / 1

ur charges in detail (continued)

ubtotal	£3,702.66
VAT	£0.00
Total charges this period	**£3,702.66**

Most of our services are zero-rated (Z) but some are standard rate (S) or outside scope (O). See business-stream.co.uk/vat for more information.

S117035-2 / GMSW801 / VQ2Q / 002 / 037017 / 794521 / 019195 / 18 / 019195 / 2 of 2 / 1

business stream
A SCOTTISH WATER COMPANY

business-stream.co.uk

0330 123 2000

For emergencies, please contact your:
Water wholesaler: Southern Water
Waste wholesaler: Southern Water
Visit **business-stream.co.uk/emergencies**

Customer reference / invoice no

2716887 / 4209454

MR TIM HARRISON
Harrison Rural Partners
BRICKWORKS
LYNWICK STREET
RUDGWICK
HORSHAM
RH12 3DG

1B/004035
38500/00057

139S1
PC'd 29.01.24

Invoice / tax point date: 21 January 2024

Supply address: HOPPER 35M FROM CUSTOM CARPET CO LTD, UNIT 4J, RUDGWICK BRIC LYNWICK STREET, RUDGWICK RUDGWICK, WEST SUSSEX, RH12 3DG

Supply point ID: water / waste water: 3019629640W16 / 3019629640S13

Our VAT number: 945 8508 85

Your water services invoice

21 October 2023 - 20 January 2024 (92 days, average £26.17 per day)

Your account summary

Your previous balance	£3,702.66	
Payments received	£3,702.66	CREDIT
Your balance brought forward	**£0.00**	

Your charges this period (see page 2 for details)

Water services charges	£2,408.34
VAT	£0.00
Total charges this period	**£2,408.34**

We look forward to receiving your payment of £2,408.34

Ways to save

With a rise in the cost of living and energy rates higher than ever, we want to help you cut costs wherever we can. View our ways to save tips for help in reducing your water costs. Visit **business-stream.co.uk/ways-to-save**

Carbon consumption

Based on this period your annual carbon consumption is **2319.11kgCO2e/yr**, based on National Government statistics.

S121569-2 / GMSWB01 / KMRN / 001 / 016673 / 150093 / 004035 / 1B / 004035 / 1 of 2 / 1

Ways to pay

Direct Debit	Online	By phone	By bank transfer	Payment slip
Paying by Direct Debit is the quickest and easiest way to pay your bills. Visit **business-stream.co.uk/direct-debit** or call us on **0330 123 2000**.	Visit **business-stream.co.uk/pay online** with your debit or credit card details.	Call **0330 123 2000** to pay over the phone using your debit or credit card details.	**Sort code:** 30-00-02. **Account number:** 03029919. **Account name:** Business Stream Revenue Account. Please include this reference number: 2716887 / 4209454	Complete the enclosed payment slip and present it, with your invoice, to your bank branch or to a post-office, to pay by cash, card or cheque. You may be charged for this service.

Alternatively, you can send a cheque, and the completed payment slip enclosed, to **Business Stream, PO Box (17381), Edinburgh EH12 1GT**. Cheques should be payable to 'Business Stream' and include your customer reference number on the back. Please don't send cash in the post and allow 10 days for payment to be processed. For more information, visit **business-stream.co.uk/ways-to-pay**

PO Box 17381, Edinburgh, EH12 1GT | business-stream.co.uk

Naturally *different*.

Scottish Water Business Stream Limited trading as Business Stream. Registered in Scotland. Company no. SC294924. Registered office address and principal place of business: 1-3 Lochside Crescent, Edinburgh, EH12 9SE. Ofwat, the Water Services Regulation Authority, is the regulator of the water sector in England and Wales. For more information visit ofwat.gov.uk. Unless otherwise agreed, Scottish Water Business Stream Ltd provides services to you in accordance with our standard terms and conditions, a copy of which is available at business-stream.co.uk/terms. Copies are also available on request. Through your continued receipt and acceptance of our services, you are deemed to have accepted our standard terms and conditions.

Your charges in detail

Water charges		Units	Rate	VAT	Charge
Fixed water charge					
Yearly fee £121.11	21 Oct 23 - 20 Jan 24	92 days	0.330902	Z	£30.44

This is a fee for the upkeep of external pipes and pumps that supply water to your premises.

Volumetric water charge

This is a charge for the amount of water you've used, as recorded by your water meter. The rate you are charged can vary based on your location and your water consumption. Find out more at business-stream.co.uk/yorkshire/useful-info

Meter number / meter size: 089012753 / 20mm

Estimated reading	21 Jan 24	2042			
Estimated reading	21 Oct 23	1930			
= volume used this period		112 m³			
Charges	21 Oct 23 - 20 Jan 24	112 m³	1.8248	Z	£204.38

Meter number / meter size: 97PB406145 / 20mm

Estimated reading	21 Jan 24	1854			
Estimated reading	21 Oct 23	1391			
= volume used this period		463 m³			
Charges	21 Oct 23 - 20 Jan 24	463 m³	1.8248	Z	£844.88

Total water charges £1,079.70

Waste water & drainage charges		Units	Rate	VAT	Charge
Fixed waste water charge					
Yearly fee £52.58	21 Oct 23 - 11 Jan 24	83 days	0.143661	Z	£11.92
Yearly fee £52.58	12 Jan 24 - 20 Jan 24	9 days	0.143661	Z	£1.29

This is a fee for the upkeep of external pipes and pumps that remove waste water from your premises.

Volumetric waste water charge

This is the amount of water that we estimate goes down your drain based on a proportion of the water consumption recorded by your water meter. In general, waste water is charged between 90% and 100% of your recorded water use.

Meter number / meter size: 089012753 / 20mm

Charges	21 Oct 23 - 11 Jan 24	95.991 m³	2.2758	Z	£218.46
Based on 95.00% of water usage figure					
Charges	12 Jan 24 - 20 Jan 24	10.409 m³	2.2758	Z	£23.69
Based on 95.00% of water usage figure					

Meter number / meter size: 97PB406145 / 20mm

Charges	21 Oct 23 - 11 Jan 24	377.538 m³	2.4043	Z	£907.71
Based on 95.00% of water usage figure					
Charges	21 Oct 23 - 11 Jan 24	19.283 m³	2.2758	Z	£43.88
Based on 95.00% of water usage figure					
Charges	12 Jan 24 - 20 Jan 24	43.029 m³	2.4043	Z	£103.45
Based on 95.00% of water usage figure					

Surface water drainage

This is a fee for the cost of collecting rain water which goes into the public sewerage system from your premises.

Charges	21 Oct 23 - 11 Jan 24	83 days		Z	£5.49
Based on the annual charge of £24.19					
Charges	21 Oct 23 - 11 Jan 24	83 days		Z	£5.49
Based on the annual charge of £24.19					
Charges	12 Jan 24 - 20 Jan 24	9 days		Z	£0.59
Based on the annual charge of £24.19					
Charges	12 Jan 24 - 20 Jan 24	9 days		Z	£0.59
Based on the annual charge of £24.19					

Highway drainage

This is a fee for the upkeep of the public roads drainage system and road flooding prevention.

Charges	21 Oct 23 - 11 Jan 24	83 days		Z	£2.74
Based on the annual charge of £12.09					
Charges	21 Oct 23 - 11 Jan 24	83 days		Z	£2.74
Based on the annual charge of £12.09					
Charges	12 Jan 24 - 20 Jan 24	9 days		Z	£0.30
Based on the annual charge of £12.09					
Charges	12 Jan 24 - 20 Jan 24	9 days		Z	£0.30
Based on the annual charge of £12.09					

Total waste water and drainage charges £1,328.64

Subtotal	£2,408.34
VAT	£0.00
Total charges this period	£2,408.34

Most of our services are zero-rated (Z) but some are standard rate (S) or outside scope (O). See business-stream.co.uk/vat for more information.

S121569-2 / GMSW801 / KMRN / 001 / 016874 / 150093 / 004035 / 1B / 004035 / 1 of 2 / 1

business stream
A SCOTTISH WATER COMPANY

business-stream.co.uk

0330 123 2000

For emergencies, please contact your:
Water wholesaler: Southern Water
Waste wholesaler: Southern Water
Visit **business-stream.co.uk/emergencies**

MR TIM HARRISON
Harrison Rural Partners
BRICKWORKS
LYNWICK STREET
RUDGWICK
HORSHAM
RH12 3DG

1B/004949
38500/00060

14384
Rec'd 7/5/24

Customer reference / invoice no
2716887 / 4902272

Invoice / tax point date: 25 April 2024

Supply address: HOPPER 35M FROM CUSTOM CARPET CO LTD, UNIT 4J, RUDGWICK BRIC LYNWICK STREET, RUDGWICK RUDGWICK, WEST SUSSEX, RH12 3DG

Supply point ID: water / waste water:
3019629640W16 / 3019629640S13

Our VAT number: 945 8508 85

Your water services invoice

21 January - 20 April 2024 (91 days, average £39.98 per day)

Your account summary

Your previous balance	£2,408.34	
Payments received	£2,408.34	CREDIT
Your balance brought forward	**£0.00**	

Your charges this period (see page 2 for details)

Water services charges	£3,638.92
VAT	£0.00
Total charges this period	**£3,638.92**

We look forward to receiving your payment of £3,638.92

Changes to your 2024/25 charges

Like all water retailers, we review our charges every year. As a result, you'll see some changes to the charges included in your bill for the billing period starting 1 April 2024. Find out more information at **business-stream.co.uk/charges**

Carbon consumption

Based on this period your annual carbon consumption is **3482.24kgCO2e/yr**, based on National Government statistics.

S125567.2 / GMSWB01 / GCCG / 001 / 028023 / 442316 / 004949 / 1B / 004949 / 1 of 2 / 1

Ways to pay

Direct Debit
Paying by Direct Debit is the quickest and easiest way to pay your bills. Visit **business-stream.co.uk/direct-debit** or call us on **0330 123 2000**.

Online
Visit **business-stream.co.uk/pay online** with your debit or credit card details.

By phone
Call **0330 123 2000** to pay over the phone using your debit or credit card details.

By bank transfer
Sort code: 30-00-02.
Account number: 03029919.
Account name: Business Stream Revenue Account.
Please include this reference number: 2716887 / 4902272

Payment slip
Complete the enclosed **payment slip** and present it, with your invoice, to your bank branch or to a post office, to pay by cash, card or cheque. You may be charged for this service.

Alternatively, you can send a cheque, and the completed payment slip enclosed, to **Business Stream, PO Box (17381), Edinburgh EH12 1GT.** Cheques should be payable to 'Business Stream' and include your customer reference number on the back. Please don't send cash in the post and allow 10 days for payment to be processed. For more information, visit **business-stream.co.uk/ways-to-pay**

Scottish Water Business Stream Limited trading as Business Stream. Registered in Scotland. Company no. SC294924. Registered office address and principal place of business: 1-3 Lochside Crescent, Edinburgh, EH12 9SE. Ofwat, the Water Services Regulation Authority, is the regulator of the water sector in England and Wales. For more information visit ofwat.gov.uk. Unless otherwise agreed, Scottish Water Business Stream Ltd provides services to you in accordance with our standard terms and conditions, a copy of which is available at business-stream.co.uk/terms. Copies are also available on request. Through your continued receipt and acceptance of our services, you are deemed to have accepted our standard terms and conditions.

Your charges in detail

Water charges		Units	Rate	VAT	Charge
Fixed water charge					
Yearly fee £121.11	21 Jan 24 - 31 Mar 24	71 days	0.330902	Z	£23.49
Yearly fee £80.37	1 Apr 24 - 20 Apr 24	20 days	0.220192	Z	£4.40
Volumetric water charge					
Meter number / meter size: 089012753 / 20mm					
Actual reading	9 Apr 24	2148			
Estimated reading	21 Jan 24	2042			
= volume used this period		106 m³			
Charges	21 Jan 24 - 31 Mar 24	95.266 m³	1.8248	Z	£173.84
Charges	1 Apr 24 - 8 Apr 24	10.734 m³	2.0995	Z	£22.54
Estimated reading	21 Apr 24	2163			
Actual reading	9 Apr 24	2148			
= volume used this period		15 m³			
Charges	9 Apr 24 - 20 Apr 24	15 m³	2.0995	Z	£31.49
Meter number / meter size: 97PB406145 / 20mm					
Actual reading	9 Apr 24	2529			
Estimated reading	21 Jan 24	1854			
= volume used this period		675 m³			
Charges	21 Jan 24 - 31 Mar 24	606.646 m³	1.8248	Z	£1,107.01
Charges	1 Apr 24 - 8 Apr 24	68.354 m³	2.0995	Z	£143.51
Estimated reading	21 Apr 24	2587			
Actual reading	9 Apr 24	2529			
= volume used this period		58 m³			
Charges	9 Apr 24 - 20 Apr 24	58 m³	2.0995	Z	£121.77
Total water charges					**£1,628.05**

This is a fee for the upkeep of external pipes and pumps that supply water to your premises.

This is a charge for the amount of water you've used, as recorded by your water meter. The rate you're charged can vary based on your location and your water consumption. Find out more at business.stream.co.uk/yorkshire/useful-info

Waste water & drainage charges		Units	Rate	VAT	Charge
Fixed waste water charge					
Yearly fee £52.58	21 Jan 24 - 31 Mar 24	71 days	0.143661	Z	£10.20
Volumetric waste water charge					
Meter number / meter size: 089012753 / 20mm					
Charges	21 Jan 24 - 31 Mar 24	90.503 m³	2.2758	Z	£205.97
Based on 95.00% of water usage figure					
Charges	1 Apr 24 - 8 Apr 24	10.197 m³	2.7071	Z	£27.60
Based on 95.00% of water usage figure					
Charges	9 Apr 24 - 20 Apr 24	14.25 m³	2.7071	Z	£38.58
Based on 95.00% of water usage figure					
Meter number / meter size: 97PB406145 / 20mm					
Charges	21 Jan 24 - 31 Mar 24	6.492 m³	2.2758	Z	£14.77
Based on 95.00% of water usage figure					
Charges	21 Jan 24 - 31 Mar 24	569.821 m³	2.4043	Z	£1,370.02
Based on 95.00% of water usage figure					
Charges	1 Apr 24 - 8 Apr 24	64.937 m³	2.7071	Z	£175.79
Based on 95.00% of water usage figure					
Charges	9 Apr 24 - 20 Apr 24	55.1 m³	2.7071	Z	£149.16
Based on 95.00% of water usage figure					
Surface water drainage					
Charges	21 Jan 24 - 31 Mar 24	71 days		Z	£4.69
Based on the annual charge of £24.19					
Charges	1 Apr 24 - 20 Apr 24	20 days		Z	£1.57
Based on the annual charge of £28.57					
Charges	21 Jan 24 - 31 Mar 24	71 days		Z	£4.69
Based on the annual charge of £24.19					
Charges	1 Apr 24 - 20 Apr 24	20 days		Z	£1.57
Based on the annual charge of £28.57					
Highway drainage					
Charges	21 Jan 24 - 31 Mar 24	71 days		Z	£2.35
Based on the annual charge of £12.09					

This is a fee for the upkeep of external pipes and pumps that remove waste water from your premises.

This is the amount of water that we estimate goes down your drain based on a proportion of the water consumption recorded by your water meter. In general, waste water is charged between 95% and 100% of your recorded water use.

This is a fee for the collection of rainwater which runs into the public sewerage system from your premises.

This is a fee for the upkeep of the public roads drainage system and road flooding.

Continues on next page >

S1256857-2 / GM6W6921 / GCOG / 601 / 020624 / 442316 / 034949 / 1B / 034949 / 1 of 2 / 1

Appendix P

Evidence of Meter Readings: Brickworks

Brickworks Meters

	Brickworks 1	Brickworks 2	
ACTUAL METER READINGS			
04.10.23	1909	1305	
04.04.23	1623	132	
04.10.22	1401	9216	
1 year's usage	508	2089	2597
04.04.22	1148	8166	
12.10.21	960	7216	
15.04.21	743	6028	
1 year's usage	405	2138	2543
03.11.20	616		
29.10.20		5096	
24.04.19		1510	
25.10.18		428	
2 years usage on main meter		4668 (2 years)	est 2334 each year

Appendix Q

Additional Meter Readings: Brickworks

Water Bill - Calculations

ADDRESS: Brickworks

Brickworks 1

Existing

Meter Number: 89012753

Date	Reading	Days	Difference (m3)	Difference (litres)	Litres per day
03/11/2020	616				
15/04/2021	743	163	127	127000	779.14
12/10/2021	960	180	217	217000	1,205.56
04/04/2022	1148	174	188	188000	1,080.46
04/10/2022	1401	183	253	253000	1,382.51
04/04/2023	1623	182	222	222000	1,219.78
04/10/2023	1909	183	286	286000	1,562.84
09/04/2024	2148	188	239	239000	1,271.28
25/10/2024	2477	199	329	329000	1,653.27
16/12/2024	2537	52	60	60000	1,153.85
12/03/2025	2652	86	115	115000	1,337.21
24/03/2025	2673	12	21	21000	1,750.00
	Total	1602	2057	2057000	**1,284.02**

Brickworks 2A

Existing

Date	Reading	Days	Difference (m3)	Difference (litres)	Litres per day
25/10/2018	428				
24/04/2019	1510	181	1082	1082000	5,977.90
29/10/2020	5096	554	3586	3586000	6,472.92
15/04/2021	6028	168	932	932000	5,547.62
12/10/2021	7216	180	1188	1188000	6,600.00
04/04/2022	8166	174	950	950000	5,459.77
04/10/2022	9216	183	1050	1050000	5,737.70

Brickworks 2B

Meter Number: 97PB406145

04/04/2023	132				
04/10/2023	1305	183	1173	1173000	6,409.84
09/04/2024	2529	188	1224	1224000	6,510.64
25/10/2024	4176	199	1647	1647000	8,276.38
16/12/2024	4469	52	293	293000	5,634.62
12/03/2025	4896	86	427	427000	4,965.12
24/03/2025	4949	12	53	53000	4,416.67
Total Overall		2160	13605	13605000	**6,298.61**

Appendix R

Water Bills: Brickworks Additional

business stream
A SCOTTISH WATER COMPANY

business-stream.co.uk

0330 123 2000

For emergencies, please contact your:
Water wholesaler: Southern Water
Waste wholesaler: Southern Water
Visit **business-stream.co.uk/emergencies**

Customer reference / invoice no

2716887 / 5575592

MR TIM HARRISON
Harrison Rural Partners
BRICKWORKS
LYNWICK STREET
RUDGWICK
HORSHAM
RH12 3DG

1B/003993
38500/00056

14718.

Invoice / tax point date: 21 July 2024

Supply address: HOPPER 35M FROM CUSTOM CARPET CO LTD, UNIT 4J, RUDGWICK BRIC LYNWICK STREET, RUDGWICK RUDGWICK, WEST SUSSEX, RH12 3DG

Supply point ID: water / waste water:
3019629640W16 / 3019629640S13

Our VAT number: 945 8508 85

pc a 30.7.24

Your water services invoice

21 April - 20 July 2024 (91 days, average £39.41 per day)

Your account summary

Your previous balance	£3,638.92	
Payments received	£3,638.92	CREDIT
Your balance brought forward	**£0.00**	

Your charges this period (see page 2 for details)

Water services charges	£3,586.87
VAT	£0.00
Total charges this period	**£3,586.87**

We look forward to receiving your payment of £3,586.87

Water efficiency toolkit

We're committed to supporting our customers to reduce their water usage by up to 20%. Download our free water efficiency workplace tools at **business-stream.co.uk/water-efficiency**

Your water consumption and carbon emissions

The year to date (YTD) water consumption for your site is 911.08m³.Based on the billing period and using UK Government statistics, your annual carbon emissions are 3,094.87kgCO2e/yr.

5129729-2 / GN6/0001 / FULL / 001 / 016413 / 680477 / 003993 / 1B / 003993 / 1 of 2 / 1

Ways to pay

Direct Debit
Paying by Direct Debit is the quickest and easiest way to pay your bills. Visit **business-stream.co.uk/direct-debit** or call us on **0330 123 2000**.

Online
Visit **business-stream.co.uk/pay online** with your debit or credit card details.

By phone
Call **0330 123 2000** to pay over the phone using your debit or credit card details.

By bank transfer
Sort code: 30-00-02.
Account number: 03029919.
Account name: Business Stream Revenue Account.
Please include this reference number: 2716887 / 5575592

Payment slip
Complete the enclosed payment slip and present it, with your invoice, to your bank branch or to a post office, to pay by cash, card or cheque. You may be charged for this service.

Alternatively, you can send a cheque, and the completed payment slip enclosed, to Business Stream, PO Box (17381), Edinburgh EH12 1GT. Cheques should be payable to 'Business Stream' and include your customer reference number on the back. Please don't send cash in the post and allow 10 days for payment to be processed. For more information, visit business-stream.co.uk/ways-to-pay

Naturally *different*.

Scottish Water Business Stream Limited trading as Business Stream. Registered in Scotland. Company no. SC294924. Registered office address and principal place of business: 1-3 Lochside Crescent, Edinburgh, EH12 9SE. Ofwat, the Water Services Regulation Authority, is the regulator of the water sector in England and Wales. For more information visit ofwat.gov.uk. Unless otherwise agreed, Scottish Water Business Stream Ltd provides services to you in accordance with our standard terms and conditions, a copy of which is available at business-stream.co.uk/terms. Copies are also available on request. Through your continued receipt and acceptance of our services, you are deemed to have accepted our standard terms and conditions.

Your charges in detail

Water charges		Units	Rate	VAT	Charge
Fixed water charge					
Yearly fee £80.37	21 Apr 24 - 20 Jul 24	91 days	0.220192	Z	£20.04

This is a fee for the upkeep of external pipes and pumps that supply water to your premises.

Volumetric water charge

This is a charge for the amount of water you've used, as recorded by your water meter. The rate you are charged can vary based on your location and your water consumption. Find out more at business-stream.co.uk/yorkshire/useful-info

Meter number / meter size: 089012753 / 20mm

Estimated reading	21 Jul 24	2309			
Estimated reading	21 Apr 24	2163			
= volume used this period		146 m³			
Charges	21 Apr 24 - 20 Jul 24	146 m³	2.0995	Z	£306.53

Meter number / meter size: 97PB406145 / 20mm

Estimated reading	21 Jul 24	3200			
Estimated reading	21 Apr 24	2587			
= volume used this period		613 m³			
Charges	21 Apr 24 - 20 Jul 24	613 m³	2.0995	Z	£1,286.99

Total water charges **£1,613.56**

Waste water & drainage charges		Units	Rate	VAT	Charge
Fixed waste water charge					

This is a fee for the upkeep of external pipes and pumps that remove waste water from your premises.

Volumetric waste water charge

This is the amount of water that we estimate goes down your drain based on a proportion of the water consumption recorded by your water meter. In general, waste water is charged between 90% and 100% of your recorded water use.

Meter number / meter size: 089012753 / 20mm

Charges	21 Apr 24 - 20 Jul 24	138.7 m³	2.7071	Z	£375.47
Based on 95.00% of water usage figure					

Meter number / meter size: 97PB406145 / 20mm

Charges	21 Apr 24 - 20 Jul 24	582.35 m³	2.7071	Z	£1,576.48
Based on 95.00% of water usage figure					

Surface water drainage

This is a fee for the cost of collecting rain water which goes in to the public sewerage system from your premises.

Charges	21 Apr 24 - 20 Jul 24	91 days		Z	£7.12
Based on the annual charge of £28.57					
Charges	21 Apr 24 - 20 Jul 24	91 days		Z	£7.12
Based on the annual charge of £28.57					

Highway drainage

This is a fee for the upkeep of the public roads drainage system and road flooding prevention.

Charges	21 Apr 24 - 20 Jul 24	91 days		Z	£3.56
Based on the annual charge of £14.28					
Charges	21 Apr 24 - 20 Jul 24	91 days		Z	£3.56
Based on the annual charge of £14.28					

Total waste water and drainage charges **£1,973.31**

Subtotal	**£3,586.87**
Total charges this period	**£3,586.87**

S129729-2 / GMSWB01 / FLLL / 001 / 016414 / 660477 / 003993 / 1B / 003993 / 1 of 2 / 1

Your charges in detail

Water charges		Units	Rate	VAT	Charge
Fixed water charge					
Yearly fee £80.37	24 Oct 24 - 15 Dec 24	53 days	0.220192	Z	£11.67

This is a fee for the upkeep of external pipes and pumps that supply water to your premises.

Volumetric water charge

This is a charge for the amount of water you've used, as recorded by your water meter. The rate you are charged can vary based on your location and your water consumption.

Meter number / meter size: 089012753 / 20mm

Actual reading	25 Oct 24	2477			
Estimated reading	24 Oct 24	2400			
= volume used this period		77 m³			
Charges	24 Oct 24 - 24 Oct 24	77 m³	2.0995	Z	£161.66
Customer reading	16 Dec 24	2537			
Actual reading	25 Oct 24	2477			
= volume used this period		60 m³			
Charges	25 Oct 24 - 15 Dec 24	60 m³	2.0995	Z	£125.97

Meter number / meter size: 97PB406145 / 20mm

Actual reading	25 Oct 24	4176			
Estimated reading	24 Oct 24	3676			
= volume used this period		500 m³			
Charges	24 Oct 24 - 24 Oct 24	500 m³	2.0995	Z	£1,049.75
Customer reading	16 Dec 24	4469			
Actual reading	25 Oct 24	4176			
= volume used this period		293 m³			
Charges	25 Oct 24 - 15 Dec 24	293 m³	2.0995	Z	£615.15

Total water charges **£1,964.20**

Waste water & drainage charges		Units	Rate	VAT	Charge
Fixed waste water charge					

This is a fee for the upkeep of external pipes and pumps that remove waste water from your premises.

Volumetric waste water charge

This is the amount of water that we estimate goes down your drain based on a proportion of the water consumption recorded by your water meter. In general, waste water is charged between 90% and 100% of your recorded water use.

Meter number / meter size: 089012753 / 20mm

Charges	24 Oct 24 - 24 Oct 24	73.15 m³	2.7071	Z	£198.02
Based on 95.00% of water usage figure					
Charges	25 Oct 24 - 15 Dec 24	57 m³	2.7071	Z	£154.30
Based on 95.00% of water usage figure					

Meter number / meter size: 97PB406145 / 20mm

Charges	24 Oct 24 - 24 Oct 24	475 m³	2.7071	Z	£1,285.87
Based on 95.00% of water usage figure					
Charges	25 Oct 24 - 15 Dec 24	278.35 m³	2.7071	Z	£753.52
Based on 95.00% of water usage figure					

Surface water drainage

This is a fee for the cost of collecting rain water which goes in to the public sewerage system from your premises.

Charges	24 Oct 24 - 15 Dec 24	53 days		Z	£4.15
Based on the annual charge of £28.57					
Charges	24 Oct 24 - 15 Dec 24	53 days		Z	£4.15
Based on the annual charge of £28.57					

Highway drainage

This is a fee for the upkeep of the public roads drainage system and road flooding prevention.

Charges	24 Oct 24 - 15 Dec 24	53 days		Z	£2.07
Based on the annual charge of £14.28					
Charges	24 Oct 24 - 15 Dec 24	53 days		Z	£2.07
Based on the annual charge of £14.28					

Total waste water and drainage charges **£2,404.15**

Subtotal **£4,368.35**

Total charges this period **£4,368.35**

81361176-2 / GMSWB01 / ODSJ / 001 / 006236 / 136122 / 001398 / 18 / 001398 / 1 of 2 / 1

Appendix S

Evidence of Meter Readings: Brickworks Additional

Brickworks Meters

Brickworks 1

16th December 2024



12th march 2025



24th March 2025



Brickworks 2B

16th December 2024



12th March 2025



24th March 2025



Appendix T

Confirmation of Thames Water Connection

Clean Water

Site address: **Park Farm, Baynards Lane, Horsham, RH12 3AB**

New water connection quote

Your details:

Name: Harrison Rural Partners
Address: LYNWICK STREET
Email: tim@pallinghurstfarm.co.uk
Phone:

DS Reference: DS2032403
Quote Number: 20134135
Date: 04 April 2024

Work description: Existing Commercial Separation of shared - 1x32mm MDPE Commercial metered supply

Your quote is valid for 6 months and will expire on 01 October 2024 ('the expiry date')

Summary of charges

	Charge ex VAT(£)	VAT (£)	Charge inc VAT(£)
Excavation & connection charges	**1,600.00**	**320.00**	**1,920.00**
Infrastructure charges These cover the extra demands which new connections put on existing water mains, sewers and other infrastructure (this also includes Infrastructure credits, if any)	0.00	0.00	0.00
Environment Discount on Infrastructure charges	0.00	0.00	0.00
Net Infrastructure charges	**0.00**	**0.00**	**0.00**
Network charges These cover the extra demands which new connections put on existing water mains, sewers and other infrastructure	885.00	0.00	885.00
Net Network charges	**885.00**	**0.00**	**885.00**
Total balance due	**2,485.00**	**320.00**	**2,805.00**

Detailed breakdown of charges

The tables below explain which works must be completed by Thames Water and which works you can employ a self-lay provider to complete. For more details on self-lay and to find a provider visit https://www.lrqa.com/en/utilities/water-industry-registration-scheme-wirs-wirsae/search/
This section shows how the total balance due was calculated.

Work that may be completed by Thames Water or a self-lay provider	Qty	Unit rate (£)	VAT rate (%)	Charge ex VAT (£)	VAT(£)	Charge inc VAT (£)
32mm MDPE Single Connection in Unmade	1.00	1,370.00	20.00	1,370.00	274.00	1,644.00
32mm MDPE pipe-lay in Unmade (per M)	1.00	230.00	20.00	230.00	46.00	276.00
			Sub-total	1,600.00	320.00	1,920.00

These elements of the work could be done by a self-lay provider instead of us, should you choose to use one. For more details on self-lay, visit http://www.lr.org/wirs

Work that must be completed by Thames Water	Qty	Unit rate (£)	VAT rate (%)	Charge ex VAT (£)	VAT(£)	Charge inc VAT (£)
Network Charges Water	1.00	885.00	0.00	885.00	0.00	885.00
			Sub-total	885.00	0.00	885.00

Infrastructure charges	Qty	Unit rate (£)	VAT rate (%)	Charge ex VAT (£)	VAT(£)	Charge inc VAT (£)
			Sub-total	0.00	0.00	0.00

Environmental Discount	Qty	Unit rate (£)	VAT rate (%)	Charge ex VAT (£)	VAT(£)	Charge inc VAT (£)
			Sub-total	0.00	0.00	0.00

	Charge ex VAT(£)	VAT(£)	Charge inc VAT(£)
Total balance due	2,485.00	320.00	2,805.00

Validity

This quote was created in accordance with our current Charging Arrangements, which are updated on 1 April every year. To see our latest charges https://www.thameswater.co.uk/developers/charges

A requote will be required if:

- You have not laid your supply pipe and passed your water regulations inspection within 12 months from the quote date
- Your quote passes its expiry date
- Your requirements change

The requote will be calculated using the Charging Arrangements in place at the time we process your requote. If your quote includes an Environmental Discount on your Infrastructure Charges, your development may be subject to an audit to ensure the criteria for the Environmental Discount is satisfied. If your development does not satisfy the criteria for the Environmental Discount, you will not be entitled to benefit from the Environmental Discount and you will be liable to pay the Infrastructure Charges in full.

Terms and conditions

1 This quote has been produced in line with our charging arrangements. These can be found at https://www.thameswater.co.uk/developers/charges

2 This quote is valid for 180 calender days. After this time you will need to apply for a requote (for which charges apply).

3 When you've accepted and paid for your quote, you must lay all of the supply pipe(s) and pass all your water regulations inspection(s) within 12 months from the date of the quote. If you have not laid your supply pipe(s) and passed all your water regulations inspection(s) within the 12-month time period, you will require a requote. A requote fee will be payable, and your requote will be calculated using the charging arrangements applicable at the time we process the requote.

4 If your quote includes an Environmental Discount on your Infrastructure Charges, by accepting this quote you are consenting to us carrying out an audit of your development to ensure the criteria for the Environmental Discount, you will not be entitled to benefit from the Environmental Discount and you will be liable to pay the infrastructure Charges in full.

5 You must comply with the conditions of connection specified within these terms and conditions.

6 This quote has been calculated based on the information available to us, including the information you provided as part of your application for a Service Connection. In the event that the information you provided was incorrect or your requirements change, you will need to ask for a requote (for which charges apply) before we make the connection.

7 If you request a change to the design once we are on-site, you will be asked to sign a variation order to confirm you will pay the cost of the changes based on our fixed price charges applicable at the date of the works, or we will cancel the job and ask you to obtain a requote. Abortive charges and charges for additional site visits are not included in our quote and will increase the cost of your Service Connection where applicable.

8 Your payment options are set out in our Charging Arrangements. As detailed therein you can pay in advance or on completion of the Service Connection. If you pay in advance, you will be charged using the rates in effect on the day we issued our quotation. If you pay on completion of each connection, you will be charged using the rates in effect on the day we complete our works, which could be different from the charges detailed in this quotation. In order to pay on completion, you will need to provide us with an acceptable form of security before we carry out any work. The security will be equal to the expected total value of the charges for your new service connection(s). Details of the security we accept can be found in our Charging Arrangements.

9 We do not accept conditions which may be contained in your own order forms or other documents, and which are not consistent with these conditions.

10 Unless otherwise agreed in writing by us, a separate service pipe must be provided for each house or building and for each part of a building that is separately occupied.

11 We will only lay the portion of the service pipe from the water main in the public land to the boundary of your property and it is your responsibility to provide and pay for the portion of the service pipe from the boundary of your property up to and into your property. Should the boundary of your property and that of the public land be separated by private land owned by a third party it is your responsibility to obtain permission from the landowner of that land and to lay the portion of service pipe in that land.

12 If you have not provided the plot to postal information already, you must provide this information at your earliest convenience. We are entitled to delay the new connection until you provide such information.

13 The plumbing installations, both internally and externally within the boundary of your property, must be in such a condition as to allow the fitting of a water meter. We will visit the site to verify these requirements for all external pipe work installations and a random sample of intern al pipe work installations. You must ensure that external pipe work is uncovered for this inspection before any connection can be carried out by us.

14 We require a minimum of five working days' notice to enable us to schedule the appropriate water regulations inspections. You must pass the Water Regulations inspection before any connection to our water main can be made. If you fail the Water Regulations inspection you must correct any faults identified in the inspection and ask us to make a re-inspection of the relevant pipework (additional visit charges apply). If you use a WaterSafe or Thames Water approved plumber /contractor, we will not need to inspect the external underground pipework providing that a certificate of compliance (which they should provide you with) is sent to us.

15 Every service pipe connecting your property to our water main must be metered. The meter reading will be used by us to determine the charges we raise for water and sewerage services for your property.

16 In situations where your property contains parts that are separately occupied but are not individually served by a separate service pipe, (if agreed by us under clause 10 above) each separately occupied part of your property must also be metered. The meter will be used by us to determine the charges we raise for water and sewerage services.

17 If we are installing a meter, we will install it on the part of the service pipe that we lay in the street and as near as practicable to the boundary of your property. If for any reason the meter cannot be satisfactorily located underground in that position, you agree to us installing the meter on the part of the service pipe which you lay and which will be within the boundary of your property. Whilst we will try to fit the meter externally, if this is not practicable we will fit the meter inside your property. The need for us to install a meter within the boundary of your property may only become apparent after we have started work on the street. Any meter installed on a service pipe externally must be fitted by Thames Water or a self-lay provider. Any meters that are fitted internally, must be fitted by you or your contractor and you must obtain these through Thames Water. If the meter is being fitted by you or your contractor, you must adhere to our Water meter installation policy for property developers', which you can find at https://www.thameswater.co.uk/developers/larger-scale-developments/clean-water/metering. Any non-approved Thames Water meters installed maybe rectified at your cost.

18 Where more than one service pipe is laid by the point of connection, the pipes must be suitably spaced to facilitate ease of connection. Where a manifold is being used, the pipes for those supplies should come out to the edge of the boundary together. Where two pipes are laid in the same trench, the pipes must be spaced no more than 50cm apart. Each pipe must also be tagged to indicate which unit or dwelling it serves.

19 Where new supplies are laid on new sites before completion of the roads:

i) You must take all reasonable steps to safeguard our apparatus against damage. You will be responsible for the cost of repair or replacement of any of our apparatus found damaged on site.

ii) Your meter boxes will be placed in position as accurately as is practical at the time of installation. You will keep these boxes clear of obstruction and adjust to suit finished levels. It must be considered that the meter boxes are integral, and only minimal vertical adjustment is possible. There is no provision for lateral adjustment.

iii) Ducts laid by you under new roads should be a minimum 100mm diameter UPVC, MDPE or salt glazed pipes only, and laid between 0.75m and 1.35m (to the crown of the pipe) below finished road level. The line of the duct must be clearly marked on the curb at each side for ease of identification. If we cannot find the ducts, you will be charged for any extra work we have to do.

20 If the quote includes connections for building supplies, you must contact us to disconnect this supply once you have used it for building works. If you want to convert the building supply connection into a permanent connection, you must contact us to arrange for the connection to be inspected. You must not use the connection as a permanent supply until all required inspection approvals have be granted by us and all additional charges, including but not limited to inspection and infrastructure charges have been paid.

21 This quote does not confirm capacity exists in the existing network for your development and cannot be used to discharge any water capacity planning conditions imposed by the local planning authority on your development. To check if capacity exists for your site, visit our planning your development page on our website https://www.thameswater.co.uk/developers/larger-scale-developments/planning-your-development/water-and-wastewater-capacity You can use this quote as evidence to support a planning application and we can prepare to serve the new development at the point of need, to help avoid any delays to your programme.

SITE LOCATION:	Park Farm, Baynards Lane, Horsham RH12 3AB		
DS Reference:	DS2032403	Service pipe material:	**MDPE**
Order number:	81355306	Designer:	Andrew Keiller
Co-ordinates:	X: 508050.93 Y: 134876.98	Date:	04/03/2024

Single connection
2 port Manifold
4 port Manifold
6 port Manifold
Revenue meter
Valve

Thames Water Point of Entry Plan - Not To Scale

Plot(s) and Connection Objects (CO)

Plot 1-: 1x32mm MDPE Commercial metered supply off 4" AC Offsite

Existing Commercial Separation of shared

The Commercial supply is for: Agricultural trough(s)

CO: 7681423

Connection in – Cox Green Road

Please ensure that you have a copy of this plan when you are booking your water regulations and on site during the inspections. This will enable us to confirm with you the correct plot to be inspected.



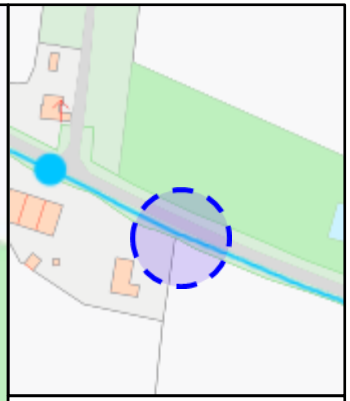

Note: The position of the apparatus shown on this plan is believed to be correct at time of issuing this drawing. Thames Water accepts no responsibility in the event of any inaccuracy. The actual position of our apparatus, including existing service pipes which are not displayed on this plan must be established on site.

The proposed point of entry for the new service connections maybe subject to deviation due to unforeseen obstructions. Any variation from the designed position of the new water service connections may incur additional charges.

© COPYRIGHT: Unauthorised reproduction prohibited based on the ordnance survey map with the sanction of H.M Stationery Office, Licence Number: WU298557.

Thames Water Point of Entry Plan - Not To Scale