# Arboricultural Method Statement

CROWN Tree Consultancy 08000 14 13 30

Site: Brook House, Nuthurst Road, Mapleshurst, RH13 6RB | Author: Emma Hoyle, FISc (Arboriculture), ED (Forestry & Arboriculture), M. Arbor. A

Date: 22/07/2025 | Revision: 5 | CCL ref No: 11163 | Client: Christina Fallah

CROWN Tree Consultancy 08000 14 13 30

## Tree Protection Barriers

The purpose of tree protection barriers is to keep construction activity away from Restricted Activity Zones or Construction Exclusion Zones. They must be appropriate to the nature and proximity of activity within the site. The barriers must be erected prior to the commencement of all activity including demolition, soil stripping and delivery of materials and demolition (except where existing structures require demolition to enable the barriers to be installed). Barrier systems are specified below and are to be installed according to the legend on the Tree Protection Plan.

### The In-Ground System

This system will be installed where indicated by a solid purple line on the Tree Protection Plan. It will be robust enough to withstand occasional knocks by plant machinery and, once installed, will remain in place throughout the entire construction phase.

Vertical scaffold poles are driven into the ground, onto which are affixed horizontal scaffold poles and diagonal bracing struts. Weldmesh panels (or similar – e.g. Heras-type fencing panels, or chipboard boards) are secured to this scaffold framework using sturdy clips e.g. standard scaffold clips. The system is illustrated in the diagram below and is based on BS 5837 guidelines.

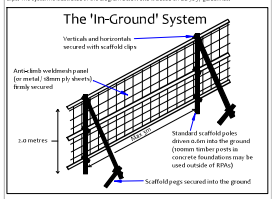


### The Barrier-Mesh System

Where indicated by a dashed pink line on the Tree Protection Plan, it is proposed to install a less robust system than that specified above. This is because of the nature of construction activity in the adjacent areas, or its distance from tree protection areas. However, the purpose of this fencing system is still to demarcate a Construction Exclusion Zone.

In this system, high-visibility plastic safety fencing, 1m high, minimum grade 120g/m, is secured onto either 75mm wooden posts or fencing pins. Posts to be driven into the ground with a ferro-beetle/hammer so that they are not easily removed.

Fencing to be stapled to the posts at top and bottom. Or, steel fencing pins will be driven into the ground and the fencing secured using cable-ties.

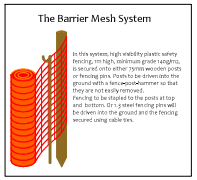


### Notices

Suitable weather-proof notices are to be displayed to identify tree protection zones. They must state the purpose of the fencing and that it will not be moved, or traversed, other than by authorised personnel.

### Removal of Tree Protection Barriers

Removal of protective fencing or ground protection measures will only be done after all major construction work is complete and their removal has been approved by the appointed arborist.

## Ground Protection Measures

Within Restricted Activity Zones, soils containing roots may be subject to compaction due to general construction activity (including pedestrian activity and use of plant machinery). In order to minimise compaction, it is proposed to ensure that a suitable load-spreading surface is in place at all times.

Any existing hard surfacing may be retained where engineers consider it adequate to spread the load of construction traffic. Otherwise, it will be reinforced or replaced with adequate ground protection measures.

Unless specified otherwise, ground protection will consist of 18mm OSB boards laid at double thickness and screwed together so prevent slippage. The ground will be made even by raking, and by adding a minimum of sand or woodchips, wherever vehicular access is proposed. Where only pedestrian traffic will occur, boards or planks may be laid directly onto the ground.

Where engineers consider OSB boards to be inadequate (e.g. for large plant machinery where the tracks may chew up the timber) sturdier ground protection measures will be installed such as road plates, or storm of 5–40mm angular gravel installed in 3D cellular confinement system (e.g. Cellweb TRP).

If a piling mat is required, specifications will be agreed between engineers and the project arborist.

The ground protection measures will be installed and approved before commencement of demolition and construction activity and before the arrival of plant machinery or materials. They shall remain in place until all heavy construction activity is complete or until they are due to be replaced with a new hard surface.

## Construction Exclusion Zones

Within Construction Exclusion Zones the following restrictions apply:

- Tree Protection Barriers will be erected and maintained throughout the entire project as indicated on the Tree Protection Plan and under the header -Tree Protection Barriers.
- These will remain in place at all times except when authorised landscaping works are being undertaken. At such times, adequate ground protection measures will be installed, and excavation shall be limited to that required for new planting. Furthermore, the project arborist will be consulted prior to any works being undertaken in these zones.
- No construction activity or excavation will occur unless agreed otherwise by the project arborist and local authority.
- No vehicles or plant machinery will be driven or parked.
- No tree works, other than those specified on this document will be undertaken.
- No alterations of ground levels or conditions will occur.
- No chemicals or cement washings will be permitted.
- No temporary structures will be installed.
- No spoil will be stored.
- No fires will be permitted.
- All hazardous materials (including non-essential cement products) will be forbidden.
- Removal of hard surfaces, structures or turf will be done using hand operated tools only and supervised by the project arborist.

## Tree Works Specification

The following table specifies the tree works which will be required prior to the commencement of construction activity:

| Tree Reference | Action Required | Notes |
|---|---|---|
| G7 and a small Monterey Cypress | Remove | n/a |
| H3 | Section of hedge to be removed. | Stumps of trees shall be removed with a stump grinder, not a mechanical excavator. |
| T6 | Crown lift to a height of 4m. | Pruning to be undertaken in accordance with BS 3998.<br>Pruning to be kept to a minimum to achieve the desired clearance of 4m to ensure adequate clearance over the driveway. |
| T8 | Crown lift to a height of 4m. | Pruning to be undertaken in accordance with BS 3998.<br>Pruning to be kept to a minimum to achieve the desired clearance of 4m to provide clearance over the car port. |

## Restrictions in Specific Zones

### Restricted Activity Zone A

Within this zone, tree roots are likely to be present where access will be required to facilitate construction. The following restrictions shall apply:

- No vehicles or plant machinery will park or operate unless a suitable load spreading surface is in place. The load spreading surface will be installed and/or maintained as specified under the heading **Ground Protection Measures**. This will remain in place throughout the entire construction phase or until any new permanent hard surfacing is installed. Any pedestrian activity (other than very occasional) will also require a suitable load spreading surface.
- Removal of existing structures such as walls, steps and hard surfaces (where applicable) will be undertaken using hand tools, or a mechanical excavator operating from outside the Restricted Activity Zone and carefully marshalled by the project arborist.
- Where **new pedestrian surfaces** are proposed, excavation will be limited to a depth of 75mm. Hand tools only will be used, and a permeable surface will be installed.
- If the **existing driveway** is to be resurfaced, excavation will not exceed the depth of the existing surface and its sub-base. The driveway will be replaced with a like-for-like permeable surface.
- No further excavation will occur in this zone without consulting the project arborist and obtaining approval from the local authority.
- Existing ground levels will be retained undisturbed or raised by no more than 150mm. Ground levels may only be raised using granular topsoil (not rich in clay) or where new surfacing is proposed. No raising of ground levels whatsoever will occur within 0.5m of any tree stem.
- No new permanent or temporary structures will be erected other than those shown on the planning application documents unless approved by the local authority.
- If roots are encountered in excess of 25mm diameter, they will be retained wherever possible and protected with damp sacking during times that they are unearthed. Any roots in excess of 50mm that need to be severed will be pruned with secateurs.
- Storage of materials and spoil will be avoided unless it has been agreed with the project arborist that the ground protection measures are adequate to ensure no soil compaction or contamination occurs.
- All hazardous materials (including non-essential cement products) will be forbidden.
- No fires will be permitted.

### Restricted Activity Zone B

**When installing a new hard surface over existing areas of soft landscaping, the following restrictions will apply:**

- Prior to the new surface being installed, no vehicles or plant machinery will drive, operate or park in this area until ground protection measures are implemented as specified under the heading **Ground Protection Measures**.
- Excavation will be limited to a depth of 150mm. If any tree roots in excess of 25mm are encountered, they should be retained, and the new surface installed above them.
- Hand tools only are to be used to remove existing turf/earth ground.
- Excavations to be supervised by the project arborist.
- A porous surface and sub-base will be utilised to enable the passage of oxygen and water to the soils beneath.
- A 3-dimensional cellular confinement system will be incorporated into the sub-base to improve its load-bearing capacity.
- This may require the finished levels to be raised above the existing levels.

### Restricted Activity Zone C

**In these areas, ground levels are to be lowered. The following restrictions will apply:**

- Excavation will be limited to the footprint of the proposed works.
- Excavation will be undertaken using hand tools only and supervised by the project arborist.
- Any tree roots encountered during the excavation will be neatly severed by the arborist present using clean, sharp tools.

### Restricted Activity Zone D

**When installing the new pedestrian surface over existing areas of soft landscaping, the following restrictions shall apply:**

- No other building works shall be permitted.
- Prior to the new surface being installed, no vehicles or plant machinery will drive, operate or park until unless ground protection measures are implemented as specified under the heading **Ground Protection Measures**.
- Excavation shall be limited to the removal of the existing turf layer only (circa 50mm).
- Excavation shall be undertaken using hand tools only.
- If significant rooting activity is encountered, the finished surface shall be raised to accommodate them.
- Any edging structure used shall be installed without excavation below this depth.
- Any sub-base used shall not contain any fines (finely crushed aggregate material).
- The finished surface shall be porous.
- Any pavours shall be used and dry-jointed (i.e. no mortar joints) to permit infiltration of rainwater through to the ground beneath.

## General Restrictions - Throughout the Site

### Preparatory Works

No demolition, removal of surfaces, or soil stripping will commence until the protective fencing and ground protection measures are installed to the satisfaction of the local authority.

### Fires

No fires will be permitted beneath any tree canopy or within 5m of any tree stem, branch or foliage. No fires will be permitted within any Construction Exclusion Zone or Restricted Activity Zone. No fires will be permitted in the vicinity of any exposed tree roots.

### Canopy Protection

In order to protect tree canopies the following restrictions will apply throughout the site:

- No machinery in excess of 2m will pass beneath the canopy of any tree without being carefully marshalled in order to ensure that no branches are damaged.
- If materials require installation or delivery beneath tree canopies, this will be done without the use of overhead cranes.
- If materials are to be installed or delivered close to tree canopies (but not beneath them) and a crane is required, they will be carefully marshalled in order to ensure that branches are not accidentally damaged.

### Storage of Spoil and Materials

Storage of materials and spoil will be avoided in any Construction Exclusion Zones and Restricted Activity Zones unless it has been agreed with the project arborist that the ground protection measures are adequate to ensure no soil compaction or contamination occurs. All hazardous materials (including non-essential cement products) will be forbidden.

### Hazardous Materials

Any mixing of cement based materials will take place outside the Construction Exclusion Zones and Restricted Activity Zones. Where cement is to be mixed at considerable distances from trees and water runoff cannot enter Root Protection Areas, then no further special measures are required. Otherwise, provision will be made to ensure that the mixing area is contained so that no water run-off enters the Root Protection Area of any trees (see diagram for example). Mixers and barrows will be cleaned within this area.

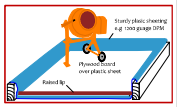


All other chemicals hazardous to tree health, including petrol and diesel, will be stored in suitable containers as specified by current COSHH Regulations, and kept away from Root Protection Areas.

### Underground Services

No underground services (including soak-aways) will be located in any part of the Construction Exclusion Zones or Restricted Activity Zones unless done so in a manner detailed in a specific Method Statement and approved by the local authority.

### Site Hoarding

If site hoarding shall be installed over the Root Protection Area of any tree, the following restrictions will apply:

- Ground levels will be maintained as existing.
- Post holes will not exceed 300mm x 300mm.
- No post hole will be excavated within 1.5m of any tree stem.
- Post holes will be excavated using hand tools or by a post-hole auger attached to plant machinery and operated under the supervision of a project arborist.
- Roots in excess of 25mm will be retained wherever possible.
- Roots in excess of 40mm will be pruned with sharp secateurs.
- Pruning will be minimal and only undertaken where absolutely necessary to facilitate the site hoarding. It will be undertaken by a reputable tree surgeon working to BS 3998 (2010).

Site hoarding may be installed in place of the specified tree protection measures subject to the approval of the local authority with regard to its location and specification.

### Siting of Cabins

Cabins will be located outside of Construction Exclusion Zones and Restricted Activity Zones unless agreed otherwise by the project arborist. Where this is being considered, the project arborist will be consulted, and specific tree protection measures agreed. The following general restrictions will apply:

- All services to and from site cabins will be installed above ground through any Root Protection Areas.
- No excavation will occur within Root Protection Areas to enable cabins to be installed.
- The cabins will be founded on a suitable load-spreading surface.

### Fence Posts or Decking Posts

If permanent fencing or decking is to be installed within Root Protection Areas, the following restrictions will apply:

- All post holes will be excavated by hand and kept as narrow as possible (maximum diameter 300mm).
- Exploratory post holes will be dug before committing to post / panel positions. If any roots in excess of 25mm are encountered they are to remain intact and the post hole will be relocated slightly. The fencing system must permit such flexibility (i.e. where fixed panel widths are used, all post holes must be excavated before committing to the final location).
- Any roots in excess of 40mm which are severed will be neatly pruned back with secateurs. This shall encourage healing and reduce the likelihood of infection.

Walls will be avoided over Root Protection Areas, unless their foundations are spanned over roots using a beam system.

# Tree Protection Plan

CROWN Arboricultural Consultants 01403 356660

BS 5837 Root Protection Area (radius = 12x stem diameter)

Root Protection Area needing amendment due to site conditions, e.g. presence of existing road or building.

Root Protection Area having been amended to account for for site conditions

T1 = Tree No 1 | G2 = Group No 2 | H3 = Hedge No 3

**Tree Retention Categories**
Stems & canopies shown

- Category A tree
- Category B tree
- Category C tree
- Category U tree

Trees of high quality with an estimated life expectancy of 40+ years. Usually large trees with significant presence or smaller trees with excellent form. Retention of these trees is highly desirable.

Trees of moderate quality with a life expectancy of 20+ years. Usually maturing trees, or younger trees with good form. Retention of these trees is desirable though less than Category A trees

Unremarkable trees of low quality and merit. Individual specimens are not considered to be a material planning consideration.

Trees unsuitable for retention due to their very poor condition.

| | |
|---|---|
| Drawing No: | CCL 11163 / TPP Rev 5 |
| Title: | Tree Protection Plan (Existing Layout with Proposals Overlaid) |
| Site: | Brook House RH13 6RB |
| Scale: | 1:200 (0, 5, 10m) |
| Paper Size: | A1 |

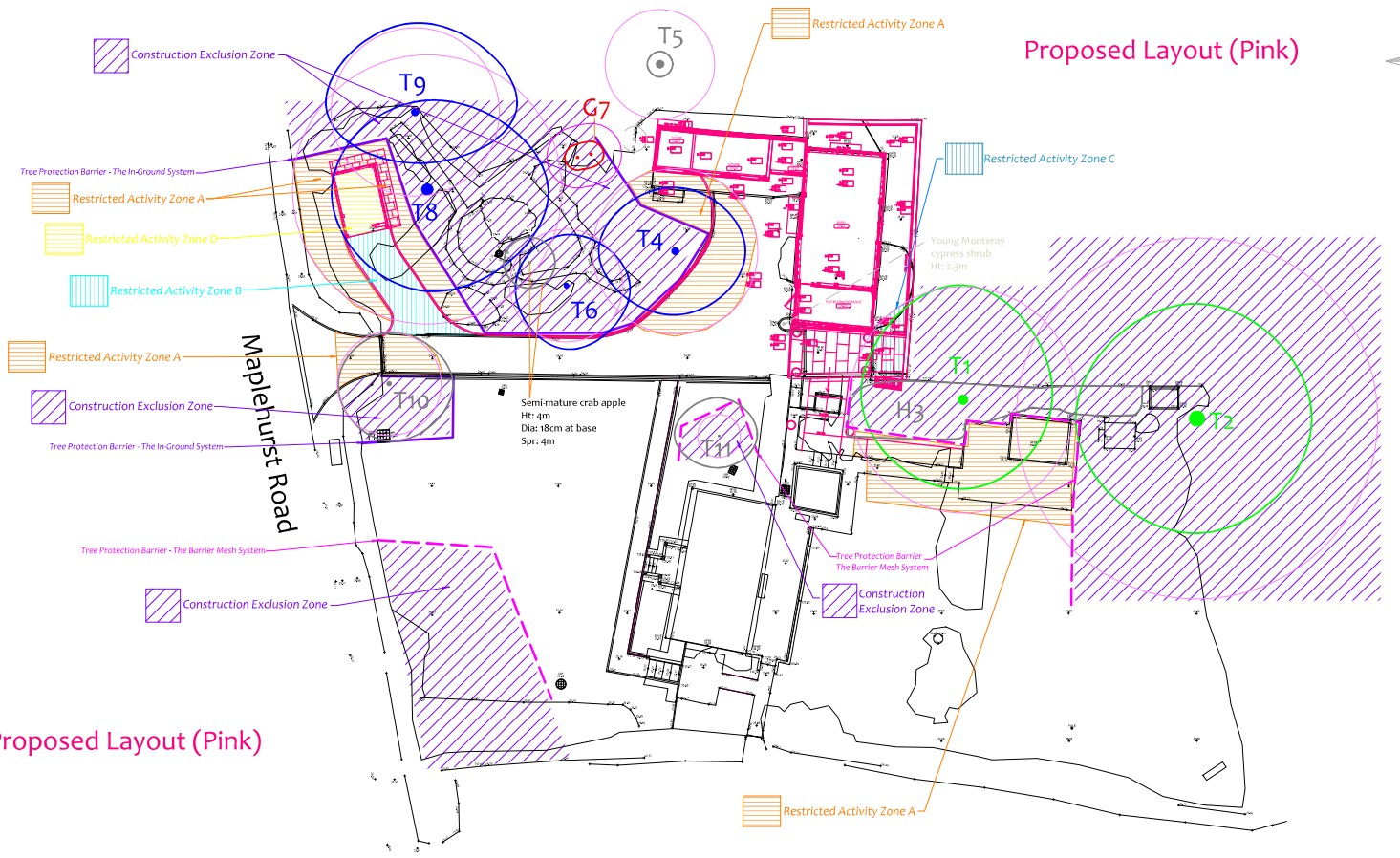


Proposed Layout (Pink)

## Timing of Operations

Activity within the site shall be phased according to the following chronology

| Order | Phase | Activity |
|---|---|---|
| 1st. | Pre-Construction Phase | Planning conditions relating to trees to be identified and discussed with the Project Arborist and Site Manager. |
| 2nd. | | All specified tree removal and pruning to be undertaken (see Header -Tree Works Schedule). |
| 3rd. | | Install the tree protection barriers (fencing and ground protection boards - see Headers -Tree Protection Barriers and Ground Protection Measures). |
| 4th. | | Pre-Commencement site meeting: Tree protection barriers inspected. Additional protection measures to be agreed. Variances to be agreed. Location of underground services to be agreed. Boundary treatments to be agreed. Extents of excavation to be agreed. Scaffold restrictions to be agreed. Scope of future inspections / monitoring to be agreed. |
| 5th. | | Arboricultural Method Statement to be revised and approved (if necessary). |
| | | Protection measures confirmed acceptable by the Local Authority |
| 6th. | Demolition and Construction Phase | Demolish existing structures and remove existing surfaces where applicable. |
| 7th. | | Install new buildings, hard surfaces and services taking into account restricted activities as specified in this Arboricultural Method Statement. |
| 8th. | | Site meeting with Project Arborist. Landscaping restrictions to be agreed. Condition of retained trees to be assessed and mitigation agreed. Ground conditions to be assessed and ground remediation to be agreed. |
| 9th. | Post-Construction Phase | Remove protective barriers (fencing and ground protection measures as applicable). |
| 10th. | | Undertake restricted landscaping operations within Root Protection Areas, including (where applicable) boundary treatments, pedestrian surfaces, decking and any proposed tree planting. |

## Site Monitoring Schedule

| Inspection | Site Attendees | Comments |
|---|---|---|
| **Pre-Start Desktop**<br>To occur prior to any works taking place on the site. | N/A. | Project Manager and Site Manager to study this Method Statement & contact the Project Arborist to clarify all protection measures. |
| **Pre-Start Meeting**<br>After tree works completed & tree protection barriers (ground protection measures installed and prior to any other activity, inc. demolition & soil-stripping. | Project Manager, Site Manager, Project Arborist, relevant contractors.<br>Tree Officer Invited. | Tree protection fencing locations & specification checked.<br>Ground protection measures checked.<br>Contractors to be inducted to all relevant aspects of the Arboricultural Method Statement. Responsibilities checked and acknowledged.<br>Adherence to the Arboricultural Method Statement to be discussed and agreed.<br>Key-set on findings to be provided by the arborist and sent to the local authority tree officer by the project manager. |
| **Monthly Inspection and Reporting**<br>To occur once per calendar month throughout the entirety of the project until the local authority agree that tree protection measures may be removed. | Site Manager and Project Arborist. | Tree protection fencing locations & specification checked.<br>Ground protection measures checked.<br>Past month, present and future events — activities and adherence to arboricultural Method Statement discussed and checked.<br>Key-set on findings to be provided by the Project Arborist and sent to the local authority by the Project Manager. |
| **Overseeing Excavation for New Surface in Restricted Activity Zone B.**<br>Excavation and initial stage of installation to be overseen. | Site Manager and Project Arborist. | Two weeks notice to be given prior to commencement.<br>Preparatory excavations to be overseen.<br>Commencement of installation to be overseen.<br>Activities to be recorded and photographed.<br>Mitigation measures to be employed as specified by the project arborist.<br>Key-set on findings to be provided by the Project Arborist and sent to the local authority by the Project Manager. |
| **Post-Construction Meeting**<br>Post-external construction activity but prior to removal of fencing & landscaping operations. | Site Manager, Project Arborist. Tree Officer Invited. | Retained trees inspected. Ground conditions assessed and mitigation measures agreed where appropriate. Further landscaping operations and restrictions to be agreed. |

## Personnel and Accountability

This table should be completed at the Pre-Start Meeting or earlier

| Position | Name | Contact Phone & email | Roles |
|---|---|---|---|
| Project Manager | Insert Details | Insert Details | Liaising with site manager & project arborist regarding any potential issues relating to trees (including pre-start clarification of the Arboricultural Method Statement).<br>Scheduling of meetings, excavations and inspections (including project arborist and local authority tree officer where applicable).<br>Overseeing this monitoring schedule.<br>Instructing the project arborist and arranging access.<br>Liaising with local authority regarding discharge of planning conditions and variances to the Arboricultural Method Statement.<br>Reporting to the local authority following site inspections and any variation or incidents. |
| Site Manager | Insert Details | Insert Details | Day to day monitoring of tree protection measures.<br>Induction of all contractors.<br>Reporting to the Project Manager and the Appointed Arborist of any incidents or potential variations to the agreed tree protection measures. |
| Project Arborist | Crown Tree Consultancy | 08000 14 13 30<br>0203 797 7499<br>info@crowntrees.co.uk | Liaising with LPA Tree Officer over technical arboricultural matters.<br>Upon instruction the arborist shall inspect the tree protection barriers including ground protection measures and produce a short report for the project manager to submit.<br>Upon instruction the arborist shall attend any specified site visits and inspections and produce a short report for the project manager to submit. |
| Local Authority | Horsham District Council | Insert Details | Approval of the Arboricultural Method Statement and site monitoring reports.<br>Liaising with the appointed arborist on all technical arboricultural matters.<br>Liaising with the Project Manager to agree suitability of tree protection measures and any variations.<br>Enforcement.<br>Discharge of planning conditions relating to trees. |
| Additional Contact | Insert Details | Insert Details | Insert Details |