

1 HEAVY TARMACADAM PRIVATE ROAD CONSTRUCTION
(Scale 1:20)

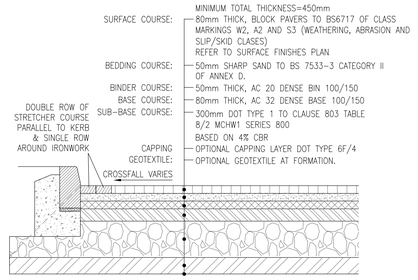

6 HEAVY BLOCK PAVED PRIVATE ROAD CONSTRUCTION
(Scale 1:20)



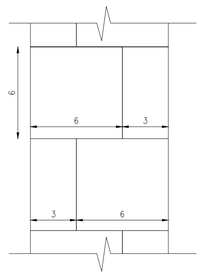

PRIVATE SIDE AND REAR FOOTPATH DETAIL 900mm WIDE
(Scale 1:20)

9

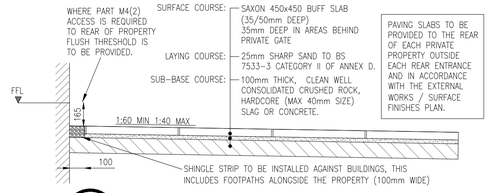

9 PRIVATE SIDE OR REAR PATIO/FOOTPATH
Pedestrian use only
(Scale 1:20)

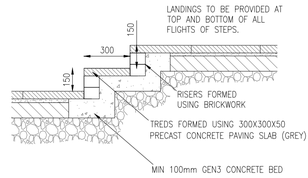

TYPICAL STEPS CONSTRUCTION
(Scale 1:20)

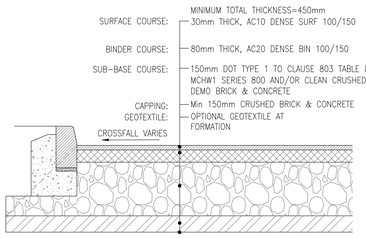

2 PRIVATE AISLE/ROAD CONSTRUCTION (ASPHALT CONCRETE MACADAM)
(Scale 1:20)

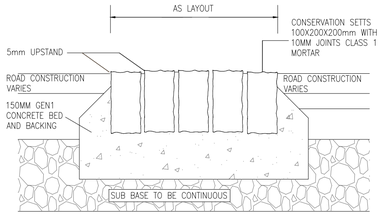

DEMARCATION/RUMBLE STRIP
(1:10)

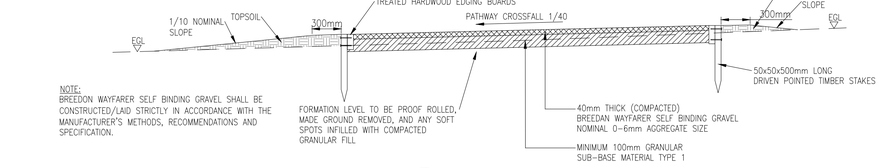

NOTE:
BREEDON WAYFARER SELF BINDING GRAVEL SHALL BE CONSTRUCTED/LAID STRICTLY IN ACCORDANCE WITH THE MANUFACTURER'S METHODS, RECOMMENDATIONS AND SPECIFICATION.

8 FOOTPATH STANDARD TYPE CONSTRUCTION DETAIL

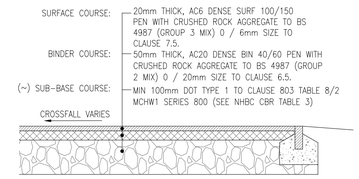

3 FOOTWAY CONSTRUCTION
(Scale 1:20)

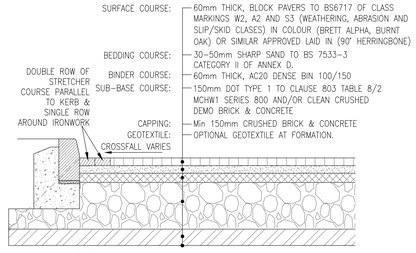

7 BLOCK PAVED PRIVATE PARKING BAY CONSTRUCTION
(Scale 1:20)

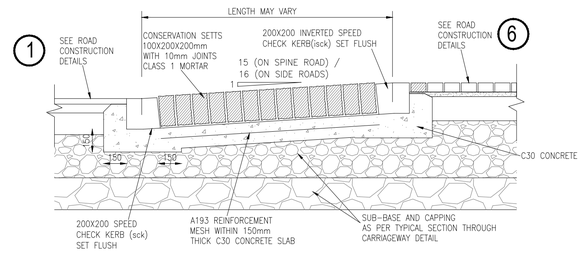

10 TYPICAL SECTION DETAIL THROUGH RAISED TABLE RAMP

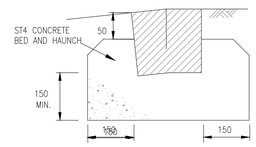

200x200mm INVERTED SPEEDCHECK KERB TYPE isck

KERB NOTES:
1. ALL PRECAST UNITS TO BE TO B.S.7263
2. ALL CONCRETE TO FOUNDATION AND HAUNCH SHALL BE CONCRETE MIX ST4
3. ALL KERBS AND EDGINGS FOUNDATION SHALL BE LAID IN ACCORDANCE WITH CLAUSE 1101.
4. STANDARD CONCRETE MIXES SHALL COMPLY WITH CLAUSE 2602.
5. CONCRETE BED DEPTH SHALL EXTEND TO FORMATION LEVEL

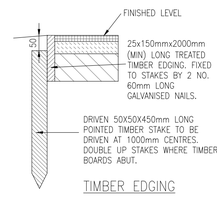

TIMBER EDGING
(1:10)

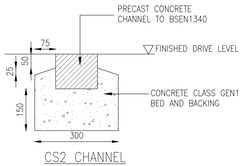

CS2 CHANNEL

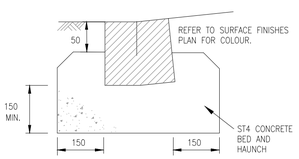

200x200mm SPEEDCHECK KERB TYPE sck

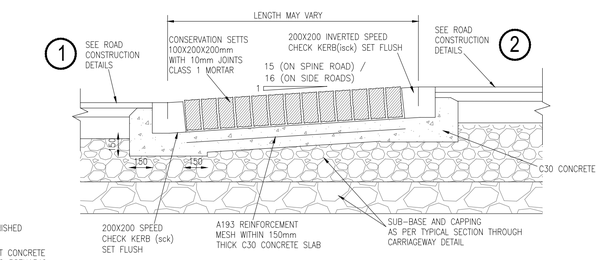

10 TYPICAL SECTION DETAIL THROUGH RAISED TABLE RAMP

4 VEHICLE CROSSOVER CONSTRUCTION
(Scale 1:20)

CBR TABLE

CBR OF SUBGRADE (%)	2-2.5	2.5-5	>5
CAPPING THICKNESS (mm)	600	550	100

MINIMUM TOTAL THICKNESS 450 IF SUB-GRADE IS FROST SUSCEPTIBLE

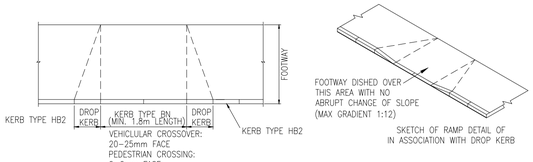

TYPICAL DROP KERB DETAIL

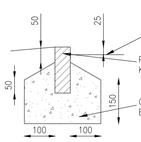

SQUARE EDGING (EF25)
50X150mm

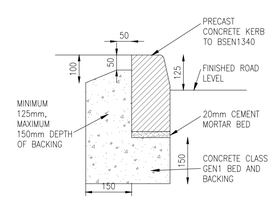

ALL FULL LENGTH PCC KERBS TO BE MECHANICALLY HANDLED

HALF BATTERED KERB (HB2)
125X255mm

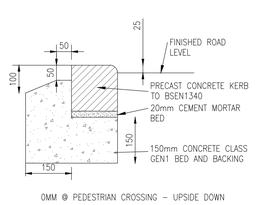

0MM @ PEDESTRIAN CROSSING - UPSIDE DOWN
25MM @ VEHICULAR CROSSING

BULL NOSE KERB KERB (BN)
125x150mm

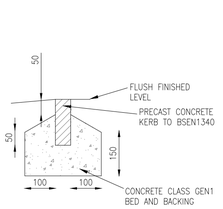

SQUARE EDGING (EF)
50X150mm

NOTES:
1. DO NOT SCALE FROM THIS DRAWING.
2. ALL DIMENSIONS ARE IN MILLIMETRES, UNLESS STATED OTHERWISE.
3. THIS DRAWING SHALL BE READ IN CONJUNCTION WITH ALL RELEVANT SCHEME DRAWINGS AND SPECIFICATIONS.
4. ALL WORKS WITHIN THE PUBLIC HIGHWAY SHALL BE CARRIED OUT AND COMPLY WITH THE REQUIREMENTS OF THE DTP "TRAFFIC SIGNS MANUAL CHAPTER 8 - TRAFFIC SAFETY MEASURES AND SIGNS FOR ROAD WORKS AND TEMPORARY SITUATION".
5. ALL EXISTING LEVELS TO BE CONFIRMED ON SITE PRIOR TO COMMENCEMENT OF ANY WORKS.
6. THE CONTRACTOR SHALL NOTIFY THE ENGINEER OF ANY OCCURRENCES OF SOFT SPOTS IN THE SUBGRADE MATERIAL WITHIN THE CARRIAGEWAY NOTIONAL LOAD LINE. SOFT SPOTS SHALL BE REMOVED AND REPLACED WITH COMPACTED CAPPING MATERIAL AS AGREED WITH THE ENGINEER.
7. HANDLING OF KERBS, EDGINGS AND PAVIORS (I.E. LIFTING, PLACING, MANOEUVRING) SHALL BE BY MECHANICAL OR SIMILAR PLANT APPARATUS.
8. ALL PROPRIETARY PRODUCTS TO BE INSTALLED IN ACCORDANCE WITH THE MANUFACTURERS RECOMMENDATIONS.

CONSTRUCTION ISSUE

–	C02	DETAILS REVISED	FP	MSR	17.03.25
–	C01	RAMP DETAIL ADDED CONSTRUCTION ISSUE	FP	MSR	17.01.25
–	P01	INITIAL ISSUE			04.10.24
ST	Rev	Description	Drn	Chk	Date

REVISIONS

Preliminary Issue		Submitted for S104	
Planning Issue		Issued for Tender	
Submitted for S38		Issued for Construction	✓
Submitted for S278		As Built	

DRAWING STATUS

STUART MICHAEL ASSOCIATES
CONSULTING ENGINEERS
Stuart Michael Associates Ltd
Coombe House, Coombe Square, Thatcham, Berkshire RG19 4JF
T: 01635 867 711
F: 01635 861 715
e: mail@stuartmichael.co.uk
w: www.stuartmichael.co.uk

Bellway

JOB TITLE
WOOD VALE, EAST BILLINGHURST

DRAWING TITLE
CONSTRUCTION DETAILS SHEET 1

DATE	DRAWN	CHECKED	SCALE
OCT. 2024	HF	CL	N.T.S. @A1

DRAWING No. 7276-SMA-XX-XX-DR-C-0529 REV C02 STATUS S0

© This drawing is the copyright of Stuart Michael Associates Limited. It may not be reproduced or amended without the written approval of Stuart Michael Associates

Constructionline
A U.K. GOVERNMENT CERTIFICATION SERVICE